


Weatherly #148  
27.12 (Non-Traction)  
August, 2012  
Supersedes #908C  
September, 2008



# PEERLESS<sup>TM</sup>

**INDUSTRIAL GROUP**

Your Link to Quality, Strength, and Service Since 1917.

PEERLESS    

CHAIN & ACCESSORIES | ACCO MARINE | OVERHEAD LIFTING

CARGO CONTROL | CUSTOM LIFTING DEVICES

Visit Us Online: [www.peerlesschain.com](http://www.peerlesschain.com)



# Peerless, the Largest U.S. Chain Manufacturer

Peerless Chain, established as a manufacturer of tire chains in 1917 eventually expanded into hardware and industrial chain manufacturing, as well as wire forms by the 1960's. By the late 1970's Peerless Chain entered the overhead lifting market.

Primarily known as a chain supplier to the local hardware stores and retail chain stores, the face of Peerless began to change with the acquisition of Weissenfels USA in March of 2004 and the acquisition of American Chain Company (ACCO) in July of 2006. The acquisition of these two companies expanded the industrial market for Peerless; specifically for Overhead Lifting and Marine products.

In December of 2010, the overhead lifting product line was bolstered once again with the acquisition of Letellier Material Handling Equipment (LMHE). Since 1974, LMHE has been manufacturing high quality overhead lifting devices to satisfy the requirements of customers in many diverse industries.

In September of 2011, Security Chain Company (SCC) became the newest member of Peerless. SCC brings cutting-edge traction and cargo control products to our ever-increasing product offering. Today, the PEERLESS INDUSTRIAL GROUP is the largest manufacturer and distributor of industrial and consumer chain and traction products in North America with a reputation for excellence in product quality and service.

Peerless Industrial Group, YOUR LINK TO QUALITY,  
STRENGTH AND SERVICE SINCE 1917.



**WEATHERLY #148**  
**27.12 (NON-TRACTION)**  
**AUGUST, 2012**  
SUPERSEDES #908C  
SEPTEMBER, 2008

# Table of Contents

<b>OVERHEAD LIFTING</b>	<b>04 - 55</b>
<b>CHAIN &amp; ACCESSORIES</b>	<b>04 - 29</b>
<b>CUSTOM LIFTING</b>	<b>30 - 49</b>
<b>WEB SLINGS</b>	<b>50 - 55</b>

<b>HARDWARE &amp; INDUSTRIAL</b>	<b>56 - 135</b>
<b>Cargo Control</b>	<b>56 - 94</b>
<b>Industrial Chain</b>	<b>95 - 111</b>
<b>Chain Accessories</b>	<b>112 - 122</b>
<b>Misc. Hardware</b>	<b>123 - 135</b>

<b>MARINE</b>	<b>136 - 149</b>
---------------	------------------

<b>SAFETY GUIDELINES</b>	<b>150 - 155</b>
--------------------------	------------------

<b>INDEX</b>	<b>156 - 162</b>
--------------	------------------



[www.peerlesschain.com](http://www.peerlesschain.com)

**Our Website Contains a Full Line of Chain and Accessory Products Ready to View**

Browse our website to learn more about our company and products; download current literature and much more!

# OVERHEAD LIFTING

Grade 80 & 100 Alloy Chain .....	5
Chain Sling Information .....	6-7
Accoloy-Kuplex Alloy Accessories .....	8-15
V10 Alloy Accessories .....	16-26
Peer-Lift Alloy Accessories .....	27-29
Identification Tags .....	29
Custom Lifting .....	30-49
Web Slings .....	50-55





## Alloy Chain

Peerless alloy chain is rugged, versatile, high-strength, low-weight chain manufactured from special analysis alloy steel. It is quenched and tempered before proof testing and the ultimate tensile strength is over twice that of ordinary steel chain. Tensile strength following heat treatment meets or exceeds all existing OSHA, Government, NACM and ASTM specification requirements.

### G80 Alloy Chain - Full Drum

Stock #	Trade Size		Wire Dia. (inches)	Inside Link Dim. (In.)		Ft. Per Drum	Net Wt. (Lbs.)	WLL	
	Inches	MM		Length (Nominal)	Width (Min)			Lbs.	Kgs.
5050223	9/32	7	0.279	0.827	0.405	800	610	3,500	1,588
5050323	5/16	8	0.310	0.945	0.480	500	457	4,500	2,041
5050423	3/8	10	0.392	1.182	0.560	500	737	7,100	3,221
5050623	1/2	13	0.516	1.535	0.750	300	743	12,000	5,443
5050823	5/8	16	0.630	1.890	0.902	200	725	18,100	8,210
5050923	3/4	20	0.781	2.420	1.140	100	575	28,300	12,837
5051023	7/8	22	0.906	2.660	1.260	100	793	34,200	15,513
5051123	1	26	1.032	2.900	1.420	50	520	47,700	21,636
5051223*	1-1/4	32	1.260	3.780	1.640	66	1,023	72,300	32,795

\*Sourced by Peerless Industrial Group



### G80 Alloy Chain - Half Drum

Stock #	Trade Size		Wire Dia. (inches)	Inside Link Dim. (In.)		Ft. Per Drum	Net Wt. (Lbs.)	WLL	
	Inches	MM		Length (Nominal)	Width (Min)			Lbs.	Kgs.
5050224	9/32	7	0.279	0.827	0.405	400	305	3,500	1,588
5050324	5/16	8	0.310	0.945	0.480	250	229	4,500	2,041
5050424	3/8	10	0.392	1.182	0.560	250	369	7,100	3,221
5050624	1/2	13	0.516	1.535	0.750	150	372	12,000	5,443

### G100 Alloy Chain - Full Drum

Stock #	Trade Size		Wire Dia. (inches)	Inside Link Dim. (In.)		Ft. Per Drum	Net Wt. (Lbs.)	WLL	
	Inches	MM		Length (Nominal)	Width (Min)			Lbs.	Kgs.
5510223	9/32	7	0.283	0.870	0.405	800	616	4,300	1,950
5510323	5/16	8	0.332	1.010	0.480	500	560	5,700	2,585
5510423	3/8	10	0.404	1.226	0.560	500	760	8,800	3,992
5510623	1/2	13	0.529	1.570	0.750	300	813	15,000	6,804
5510823	5/8	16	0.641	1.988	0.902	200	748	22,600	10,251
5510923	3/4	20	0.812	2.417	1.139	100	629	35,300	16,012
5511023	7/8	22	0.906	2.660	1.260	100	793	42,700	19,368
5511123	1	26	1.032	3.092	1.420	50	505	59,700	27,079

### G100 Alloy Chain - Half Drum

Stock #	Trade Size		Wire Dia. (inches)	Inside Link Dim. (In.)		Ft. Per Drum	Net Wt. (Lbs.)	WLL	
	Inches	MM		Length (Nominal)	Width (Min)			Lbs.	Kgs.
5510224	9/32	7	0.283	0.870	0.405	400	308	4,300	1,950
5510324	5/16	8	0.332	1.010	0.480	250	280	5,700	2,585
5510424	3/8	10	0.404	1.226	0.560	250	380	8,800	3,992
5510624	1/2	13	0.529	1.570	0.750	150	407	15,000	6,804



Do not exceed Working Load Limits (WLL)! See the SAFETY GUIDELINES section before using these products. Pages 150 - 155.

## Chain Sling Working Load Limit Specifications

Use this table as a guide to determine which chain sizes and leg styles are best for your requirements. Using the maximum load (or loads) you will lift, and the angle of lift required – work to the left across this table to determine proper chain size for your sling. Working load limit of the chain and components is established as pounds applied at the indicated degrees from horizontal. The rated capacity of the sling must be based on the smallest horizontal angle. For angles not shown, use the next lower angle or have a qualified person calculate the rated load for the new angle. When using hooks in a shortening (grab) or choker application, the Working Load Limit (WLL) of the sling must be reduced by 20%. The Grade 100 shortening Grab Hooks found on page 20 and 21 of this catalog require no reduction in WLL.

Chain Size		Single Leg Sling	Double Leg Sling			Triple & Quad Leg Sling		
Inches	MM		90°	60°	45°	30°	60°	45°
<b>Grade 80</b>								
7/32	6	2,100	3,600	3,000	2,100	5,500	4,400	3,200
9/32	7	3,500	6,100	4,900	3,500	9,100	7,400	5,200
5/16	8	4,500	7,800	6,400	4,500	11,700	9,500	6,800
3/8	10	7,100	12,300	10,000	7,100	18,400	15,100	10,600
1/2	13	12,000	20,800	17,000	12,000	31,200	25,500	18,000
5/8	16	18,100	31,300	25,600	18,100	47,000	38,400	27,100
3/4	20	28,300	49,000	40,000	28,300	73,500	60,000	42,400
7/8	22	34,200	59,200	48,400	34,200	88,900	72,500	51,300
1	26	47,700	82,600	67,400	47,700	123,900	101,200	71,500
1-1/4	32	72,300	125,200	102,200	72,300	187,800	153,400	108,400
1-1/2	38	100,000	173,200	141,400	100,000	259,800	212,100	150,000
1-3/4	45	131,250	227,300	185,600	131,250	341,000	278,400	196,900
2	50	175,000	303,100	247,500	175,000	454,600	371,200	262,500
<b>Grade 100</b>								
9/32	7	4,300	7,400	6,100	4,300	11,200	9,100	6,400
5/16	8	5,700	9,900	8,100	5,700	14,800	12,100	8,500
3/8	10	8,800	15,200	12,400	8,800	22,900	18,700	13,200
1/2	13	15,000	26,000	21,200	15,000	39,000	31,800	22,500
5/8	16	22,600	39,100	32,000	22,600	58,700	47,900	33,900
3/4	20	35,300	61,100	49,900	35,300	91,700	74,900	53,000
7/8	22	42,700	74,000	60,400	42,700	110,900	90,600	64,000
1	26	59,600	103,200	84,200	59,600	154,800	126,400	89,300

**DO NOT** load an assembly in excess of the rated working load limits in the chart above.

**DO NOT** put an unequal load on one leg of a sling. Distribute the load evenly.

**DO NOT** expose assembly to impact, rapid lifts or sudden stops.

**DO NOT** tie knots or allow chains to become twisted.

**DO NOT** use chain that appears to be defective, worn or damaged.

**DO NOT** fasten chain over sharp corners or edges. Protect with padding.

**DO NOT** tip load hooks. The latch must NEVER support the load.

When using non-cradle or non-shortening grab hooks in a shortening or choker application, the Working Load Limit (WLL) of the sling must be reduced by 20%


Reference the **SAFETY GUIDELINES** section of this catalog for more information.



Do not exceed Working Load Limits (WLL)!  
See the SAFETY GUIDELINES section before using these products. Pages 150 - 155.

## Welded Alloy Chain Slings

### Types of Chain Slings



DOS



SOS

#### Attachments

Type	One End	Opposite End
<b>Single Chain Slings</b>		
SOS	Oblong Link	Sling Hook
SOG	Oblong Link	Grab Hook
SGS	Grab Hook	Sling Hook
SGG	Grab Hook	Grab Hook
SSS	Sling Hook	Sling Hook
SOF	Oblong Link	Foundry Hook
SOO	Oblong Link	Oblong Link
<b>Double Chain Slings</b>		
DOS	Oblong Link	Sling Hooks
DOG	Oblong Link	Grab Hooks
DOF	Oblong Link	Foundry Hooks
<b>Triple Chain Slings</b>		
TOS	Oblong Link	Sling Hooks
TOG	Oblong Link	Grab Hooks
TOF	Oblong Link	Foundry Hooks
<b>Quadruple Chain Slings</b>		
QOS	Oblong Link	Sling Hooks
QOG	Oblong Link	Grab Hooks
QOF	Oblong Link	Foundry Hooks

#### How to Order


The following information should be given on orders or inquires for chain slings.

- 1. SIZE:** This is specified by the size of the material from which the chain is made, determined by working load limit required.
- 2. REACH:** This is the length, including attachments, measured from bearing point to bearing point.
- 3. TYPE:** Select and specify proper type of sling from list shown. Examples: S = single; O = oblong link; S = sling hook
- 4. ATTACHMENTS:** Unless otherwise specified standard master links as given herein will be used. When other than standard master links or hooks are required, we should be given a complete description or a drawing of the requested substitute.

When hot galvanizing is specified our recommended working load limits must be reduced. Please contact us with all such inquires.



SOO




SOS or SOSH




SOG




SOF



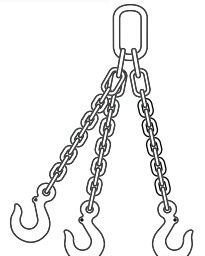
DOS




DOG



DOF




TOS



QOS




Adjustable Single



Adjustable Double



Single Endless Basket

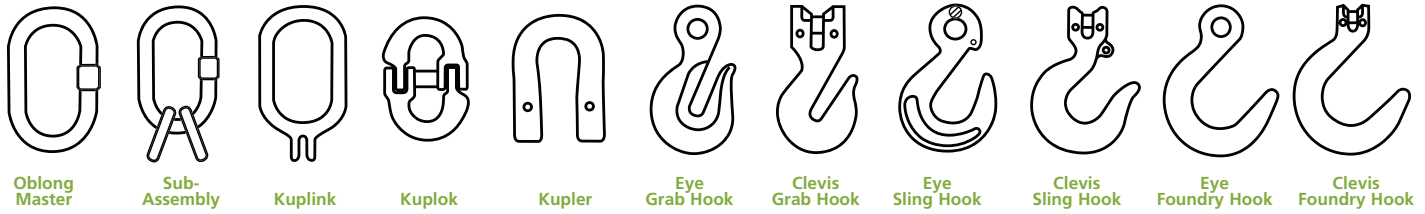


Double Endless Basket



**WARNING** Do not exceed Working Load Limits (WLL)! See the SAFETY GUIDELINES section before using these products. Pages 150 - 155.

# OVERHEAD LIFTING



## Accoloy® Kuplex® Component Reference

### Single Leg Chain Slings

Chain Size	Oblong Master	Kuplink®	Kupler®	Eye Grab Hook	Clevis Grab Hook	Eye Sling Hook	Clevis Sling Hook	Eye Foundry Hook	Clevis Foundry Hook
9/32	598350001††	598350011††	---	592252072††	598750072††	592353080††	598850080††	592454498††	598250498††
3/8	598350002††	598350012††	---	592252073††	598750073††	592353081††	598850081††	592454499††	598250499††
1/2	598350003††	598350013††	---	592252075††	598750075††	592353082††	598850082††	592454500††	598250500††
5/8	598350003††	598350014††	---	592252076††	598750076††	592353083††	598850083††	592454501††	598250501††
3/4	598350004††	598300015†	---	592202077†	598700077†	592303084†	598800084†	592404502†	598200502†
7/8	598350005	---	598100025†	592202078†	598700078†	592303085†	598800085†	592404503†	598200503†
1	598310006	---	599100026	592202079†	---	592303086†	598800086	592404504†	---
1-1/4	598300030	---	599100028	592202051†	---	592303088†	---	592404505†	---

### Double Leg Chain Slings

Chain Size	Oblong Master	Kuplink®	Kupler®	Eye Grab Hook	Clevis Grab Hook	Eye Sling Hook	Clevis Sling Hook	Eye Foundry Hook	Clevis Foundry Hook
9/32	598350001††	594200400†	598150020†	592252072††	598750072††	592353080††	598850080††	592454498††	598250498††
3/8	598350002††	594200601††	598150021†	592252073††	598750073††	592353081††	598850081††	592454499††	598250499††
1/2	598350003††	594200801†	598150022†	592252075††	598750075††	592353082††	598850082††	592454500††	598250500††
5/8	598350004††	594201001†	598150023†	592252076††	598750076††	592353083††	598850083††	592454501††	598250501††
3/4	598350005	594201201†	598100024†	592202077†	598700077†	592303084†	598800084†	592404502†	598200502†
7/8	598310006	---	598100025†	592202078†	598700078†	592303085†	598800085†	592404503†	598200503†
1	598300030	---	599100026	592202079†	---	592303086†	598800086	592404504†	---
1-1/4	598300034	---	599100028	592202051†	---	592303088†	---	592404505†	---

### Triple & Quad Leg Chain Slings

Chain Size	Sub Assemblies	Kuplok®	Kupler®	Eye Grab Hook	Clevis Grab Hook	Eye Sling Hook	Clevis Sling Hook	Eye Foundry Hook	Clevis Foundry Hook
9/32	599450401	594200400†	598150020†	592252072††	598750072††	592353080††	598850080††	592454498††	598250498††
3/8	599450601	594200601†	598150021†	592252073††	598750073††	592353081††	598850081††	592454499††	598250499††
1/2	599450801	594200801†	598150022†	592252075††	598750075††	592353082††	598850082††	592454500††	598250500††
5/8	599451001	594201001†	598150023†	592252076††	598750076††	592353083††	598850083††	592454501††	598250501††
3/4	599401201	594201201†	598100024†	592202077†	598700077†	592303084†	598800084†	592404502†	598200502†
7/8	599401401	---	598100025†	592202078†	598700078†	592303085†	598800085†	592404503†	598200503†
1	599401601	---	599100026	592202079†	---	592303086†	598800086	592404504†	---
1-1/4	599402001	---	599100028	592202051†	---	592303088†	---	592404505†	---

Values not specially marked are Grade 63.

† Values shown for these sizes are Grade 80.

†† Values shown for these sizes are Grade 100.



Single Sling



Double Sling



Triple Sling



Quadruple Sling



**WARNING**

Do not exceed Working Load Limits (WLL)! See the SAFETY GUIDELINES section before using these products. Pages 150 - 155.



# ACCOLOY® KUPLEX® ALLOY CHAIN ACCESSORIES

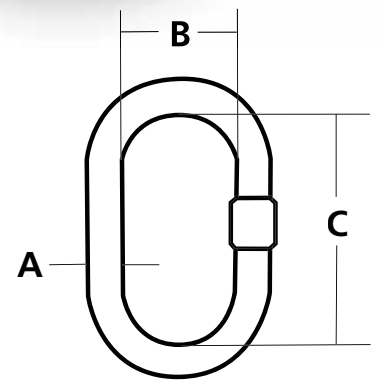


## Accoloy® Kuplex®

### Oblong Master Links



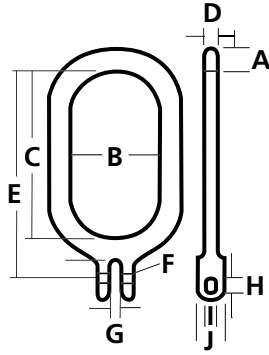
Stock #	ID #	Type	Finish	Grade	Dimensions (inches)			Lbs. Per Each	Working Load Limit	
					A	B	C		5:1 Safety Factor (Lbs.)	4:1 Safety Factor (Lbs.)
598300046		Welded	Painted	80	0.500	2.500	5.000	0.8	3,500	4,375
598300047		Forged	Unpainted	100	0.625	3.000	6.000	1.5	7,400	9,250
598350001	K-1	Forged	Painted	100	0.625	3.000	6.000	1.5	7,400	9,250
598300048		Forged	Unpainted	100	0.750	3.000	6.000	2.5	15,200	19,000
598350002	K-2	Forged	Painted	100	0.750	3.000	6.000	2.5	15,200	19,000
598350003	K-3	Forged	Painted	100	1.000	3.500	7.000	4.7	26,000	32,500
598300049		Forged	Unpainted	100	1.000	3.500	7.000	4.7	26,000	32,500
598300058		Forged	Unpainted	80	1.000	4.000	8.000	5.5	17,500	21,875
598300050		Welded	Unpainted	80	1.000	6.000	10.000	6.7	12,500	15,625
598300051		Welded	Unpainted	80	1.000	6.000	12.000	10.0	12,000	15,000
598300052		Forged	Unpainted	100	1.250	4.000	8.000	7.9	39,100	48,875
598350004	K-4	Forged	Painted	100	1.250	4.000	8.000	8.5	39,100	48,875
598300017		Welded	Unpainted	80	1.250	4.500	9.000	10.0	30,300	37,875
598300019		Welded	Unpainted	80	1.250	8.000	12.000	14.0	19,800	24,750
598300020		Welded	Unpainted	80	1.375	6.000	10.000	14.0	31,900	39,875
598300022		Welded	Unpainted	100	1.500	6.000	12.000	18.0	58,700	73,375
598350005	K-5	Welded	Painted	100	1.500	6.000	12.000	17.5	58,700	73,375
598300023		Welded	Unpainted	80	1.500	8.000	16.000	23.0	30,200	37,750
598300025		Welded	Unpainted	80	1.750	6.000	12.000	24.8	73,500	91,875
598310006	K-6	Welded	Painted	80	1.750	6.000	12.000	24.8	73,500	91,875
598300026		Welded	Unpainted	80	1.750	8.000	16.000	34.0	47,400	59,250
598300028		Welded	Unpainted	80	1.750	10.000	21.000	40.2	38,000	47,500
598300030		Welded	Unpainted	80	2.000	7.000	14.000	38.0	88,900	111,125
598300034		Welded	Unpainted	80	2.250	8.000	16.000	58.0	125,200	156,500
598300038		Welded	Unpainted	80	2.500	8.000	16.000	73.8	135,000	168,750
598300039		Welded	Unpainted	80	2.750	8.000	16.000	87.5	178,400	223,000
598300036		Welded	Unpainted	80	2.750	9.000	16.000	92.0	164,400	205,500
598300040		Welded	Unpainted	80	3.000	9.000	18.000	112.0	178,900	223,625
598300041		Welded	Unpainted	80	3.250	10.000	20.000	170.0	205,200	256,500
598300042		Welded	Unpainted	80	3.500	10.000	20.000	210.0	254,500	318,125
598300043		Welded	Unpainted	80	4.000	10.000	20.000	242.0	375,000	468,750
598300044		Welded	Unpainted	80	4.500	12.000	24.000	395.0	447,000	558,750
598300045		Welded	Unpainted	80	5.000	12.000	24.000	475.0	607,000	758,750



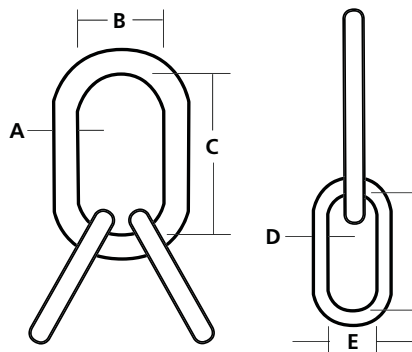
Do not exceed Working Load Limits (WLL)! See the SAFETY GUIDELINES section before using these products. Pages 150 - 155.

## Kuplex® Master Kuplinks

Master Kuplinks® are the optimum of chain to master link connections. In addition to the streamline characteristics of the Kuplink®, there is a definite advantage to field assembly since other coupling devices are unnecessary.



Stock #	Red	ID #	Chain Size			Dimensions (Inches)										Lbs. Per Each	WLL (Lbs.)
			In.	MM	Grade	A	B	C	D	E	F	G	H	I	J		
598350011		K-11	9/32	7	100	0.750	3.000	6.000	0.500	7.125	0.125	0.313	0.406	0.344	0.625	2.5	4,300
598350012		K-12	3/8	10	100	0.750	3.000	6.000	0.500	7.250	0.156	0.438	0.563	0.469	0.875	2.7	8,800
598350013		K-13	1/2	13	100	0.938	3.000	6.000	0.688	7.563	0.188	0.563	0.750	0.656	1.125	4.4	15,000
598350014		K-14	5/8	16	100	1.125	4.000	8.000	0.875	9.938	0.250	0.688	0.938	0.813	1.500	8.2	22,600
598300015		K-15	3/4	20	80	1.250	4.000	8.000	0.875	10.188	0.313	0.813	1.219	1.000	1.750	11.6	28,300



## Accoloy® Kuplex® Sub-Assemblies

These Oblong Sub-Assemblies are fabricated from premium fine grain alloy steel subjected to high quality heat treatment and quality control associated with other Peerless products.

Stock #	Chain Size			Dimensions (Inches)						Lbs. Per Each	Working Load Limit (Lbs.)			
	Red	Inches	MM	Grade	A	B	C	D	E		F	@ 60°	@ 45°	@ 30°
599450401		9/32	7	100	0.750	3.000	6.000	0.625	1.156	2.188	3.8	11,200	9,100	6,400
599450601		3/8	10	100	1.000	3.500	7.000	0.750	1.500	3.000	7.2	22,900	18,700	13,200
599450801		1/2	13	100	1.250	4.000	8.000	1.031	2.000	4.000	15.0	39,000	31,800	22,500
599451001		5/8	16	100	1.500	6.000	12.000	1.125	2.250	4.563	26.2	58,700	47,900	33,900
599401201		3/4	20	80	1.750	6.000	12.000	1.500	2.500	5.250	42.3	73,500	60,000	42,400
599401401		7/8	22	80	2.000	7.000	14.000	1.750	3.000	6.000	65.5	88,900	72,500	51,300
599401601		1	26	80	2.250	8.000	16.000	1.875	5.000	10.000	102.6	123,900	101,200	71,500
599402001		1-1/4	32	80	2.750	9.000	16.000	2.250	5.000	10.000	160.0	187,800	153,400	108,400



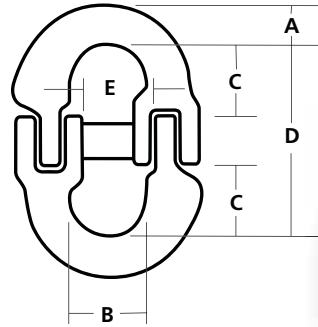
Do not exceed Working Load Limits (WLL)!  
See the SAFETY GUIDELINES section before using these products. Pages 150 - 155.

# ACCOLOY® KUPLEX® ALLOY CHAIN ACCESSORIES

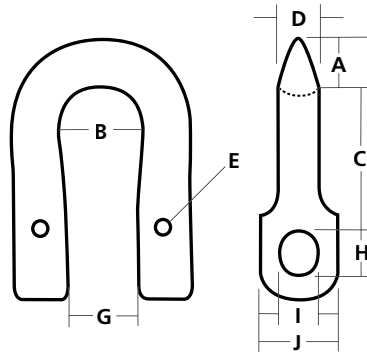


## Kuplex® Kuplok®

Kuplok mechanical coupling links, an essential component of mechanically coupled slings, are used to assemble chain legs to the master link and/or attach eye type fittings.



Stock #	Chain Size			Dimensions (Inches)					Lbs. Per Each	WLL (Lbs.)	
	Red	Inches	MM	Grade	A	B	C	D			E
594200400		9/32	7	80	0.375	0.688	0.625	1.813	0.500	0.3	3,500
594200601		3/8	10	80	0.500	1.000	0.938	2.375	0.750	0.6	7,100
594200801		1/2	13	80	0.625	1.250	1.375	2.344	1.000	1.5	12,000
594201001		5/8	16	80	0.750	1.500	1.688	4.000	1.250	2.4	18,100
594201201		3/4	20	80	0.938	1.750	2.000	4.750	1.625	3.6	28,300



## Kuplex® Kuplers®

Kuplers act as a connection device between Master Links and Chain on all multiple leg Kuplex II Chain Slings. On single leg assemblies, they can be used in lieu of the popular Kuplex II Kuplink. Resembling a shackle in appearance, the Kuplers provide a high strength, high integrity connection, when used to connect a special attachment to the alloy chain assembly.

Stock #	Red	ID #	Chain Size			Dimensions (Inches)								Lbs. Per Each	WLL (Lbs.)	
			Inches	MM	Grade	A	B	C	D	E	G	H	I			J
598150020		K-20	9/32	7	80	0.438	0.813	1.313	0.313	0.125	0.719	0.406	0.344	0.625	0.3	3,500
598150021		K-21	3/8	10	80	0.594	1.063	1.813	0.438	0.156	0.875	0.563	0.469	0.875	0.7	7,100
598150022		K-22	1/2	13	80	0.750	1.313	2.563	0.563	0.188	1.094	0.750	0.656	1.125	1.5	12,000
598150023		K-23	5/8	16	80	0.938	1.625	3.000	0.688	0.250	1.344	0.938	0.813	1.500	3.0	18,100
598100024		K-24	3/4	20	80	1.000	1.938	3.406	0.813	0.313	1.594	1.219	1.000	1.750	4.8	28,300
598100025		K-25	7/8	22	80	1.125	2.250	3.875	0.938	0.375	1.844	1.281	1.063	2.000	6.1	34,200
599100026		K-26	1	26	63	1.250	2.688	4.250	1.063	---	2.000	1.219	1.094	2.375	8.4	35,900
599100028		K-28	1-1/4	32	63	1.500	3.500	5.125	1.313	---	2.281	1.500	1.344	2.875	14.8	56,100



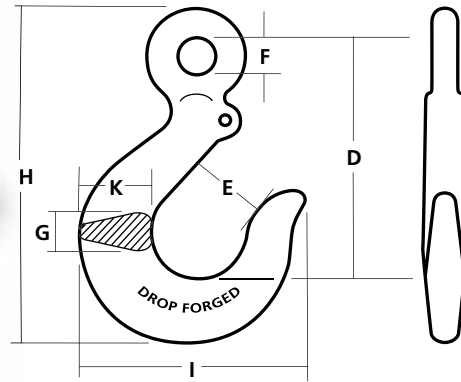
Do not exceed Working Load Limits (WLL)! See the SAFETY GUIDELINES section before using these products. Pages 150 - 155.

# OVERHEAD LIFTING



## Sling Hooks

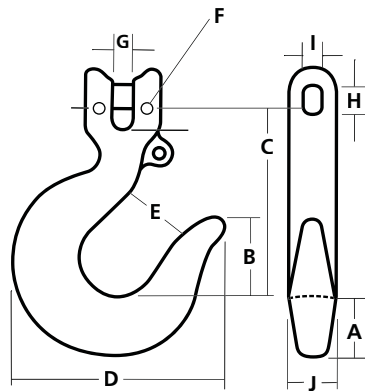
### Accoloy® Eye Sling Hooks



Stock #	Chain Size			Dimensions (Inches)							Lbs. Per Each	WLL (Lbs.)	
	Red	Inches	MM	Grade	D	E	F	G	H	I			K
592353080		9/32	7	100	3.813	1.219	0.625	0.688	5.219	3.625	1.063	1.0	4,300
592353081		3/8	10	100	5.375	1.625	0.813	0.938	7.250	4.813	1.375	2.5	8,800
592353082		1/2	13	100	6.563	2.000	1.031	1.188	8.938	6.063	1.813	5.3	15,000
592353083		5/8	16	100	7.750	2.438	1.250	1.313	10.375	7.156	2.125	7.9	22,600
592303084		3/4	20	80	8.875	2.688	1.500	1.500	11.938	7.875	2.313	11.2	28,300
592303085		7/8	22	80	10.125	3.000	1.750	1.750	13.750	9.156	2.750	19.6	34,200
*592303086		1	26	80	11.063	3.375	2.000	1.875	15.000	10.063	3.000	21.8	47,700
*592303088		1-1/4	32	80	13.125	4.063	2.250	2.313	18.000	12.313	3.750	44.4	72,300

\* Latch eye hole drilled only by request.

### Kuplex® Clevis Sling Hooks



Stock #	ID #	Chain Size			Dimensions (Inches)										Lbs. Per Each	WLL (Lbs.)
		Inches	MM	Grade	A	B	C	D	E	F	G	H	I	J		
598850080	K-80	9/32	7	100	1.000	1.500	3.313	3.625	1.125	0.125	0.313	0.406	0.344	0.625	1.3	4,300
598850081	K-81	3/8	10	100	1.281	2.031	4.781	4.813	1.625	0.156	0.438	0.563	0.469	0.875	3.1	8,800
598850082	K-82	1/2	13	100	1.688	2.438	6.125	6.125	2.000	0.188	0.563	0.750	0.656	1.125	6.5	15,000
598850083	K-83	5/8	16	100	1.938	2.875	6.813	7.219	2.438	0.250	0.688	0.938	0.813	1.500	10.7	22,600
598800084	K-84	3/4	20	80	2.375	3.250	8.531	8.188	2.688	0.313	0.813	1.219	1.000	1.750	16.6	28,300
598800085	K-85	7/8	22	80	2.750	3.656	9.625	9.469	3.000	0.375	0.938	1.281	1.063	2.000	25.9	34,200
599800086	K-86	1	26	63	2.688	4.063	10.063	10.063	3.375	---	1.375	1.219	1.094	1.875	26.9	35,900



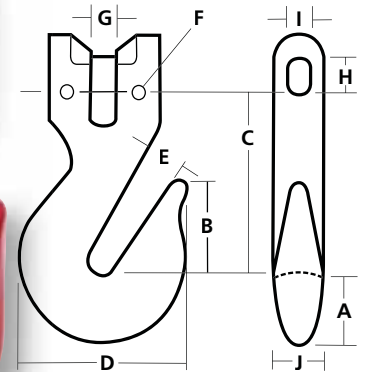
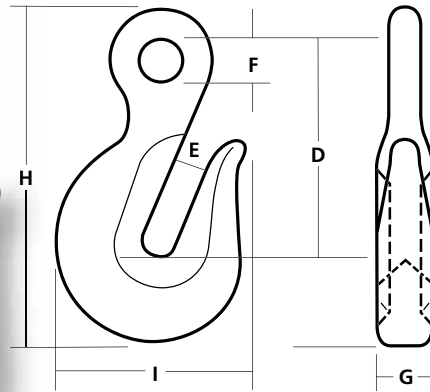
Do not exceed Working Load Limits (WLL)! See the SAFETY GUIDELINES section before using these products. Pages 150 - 155.



## Grab Hooks

### Accoloy® Eye Grab Hooks

Stock #	Chain Size			Dimensions (Inches)						Lbs. Per Each	WLL (Lbs.)	
	Red	Inches	MM	Grade	D	E	F	G	H			I
592252072		9/32	7	100	2.688	0.344	0.625	0.609	4.125	2.375	0.7	4,300
592252073		3/8	10	100	3.375	0.484	0.813	0.734	5.031	2.844	1.2	8,800
592252075		1/2	13	100	4.250	0.641	1.031	0.969	6.469	3.719	2.6	15,000
592252076		5/8	16	100	5.281	0.781	1.250	1.188	8.000	4.563	4.9	22,600
592202077		3/4	20	80	6.250	0.938	1.500	1.406	9.469	5.469	8.2	28,300
592202078		7/8	22	80	7.250	1.094	1.750	1.625	11.000	6.375	12.1	34,200
592202079		1	26	80	8.000	1.188	1.875	1.813	12.156	6.750	19.9	47,700
592202051		1-1/4	32	80	10.500	1.500	2.250	2.500	15.563	8.250	40.0	72,300



### Kuplex® Clevis Type Grab Hooks

Stock #	Red	ID #	Chain Size			Dimensions (Inches)										Lbs. Per Each	WLL (Lbs.)
			Inches	MM	Grade	A	B	C	D	E	F	G	H	I	J		
598750072		K-72	9/32	7	100	0.688	1.250	2.125	2.125	0.375	0.125	0.313	0.406	0.344	0.625	0.6	4,300
598750073		K-73	3/8	10	100	1.031	1.500	2.875	2.625	0.500	0.156	0.438	0.563	0.469	0.875	1.5	8,800
598750075		K-75	1/2	13	100	1.250	2.000	3.563	3.344	0.625	0.188	0.563	0.750	0.656	1.125	3.4	15,000
598750076		K-76	5/8	16	100	1.625	2.375	4.313	4.250	0.781	0.250	0.688	0.938	0.813	1.500	6.2	22,600
598700077		K-77	3/4	20	80	1.875	2.938	5.094	5.063	0.875	0.313	0.813	1.219	1.000	1.750	10.1	28,300
598700078		K-78	7/8	22	80	2.125	3.500	5.875	6.094	1.125	0.375	0.938	1.281	1.063	2.000	14.8	34,200



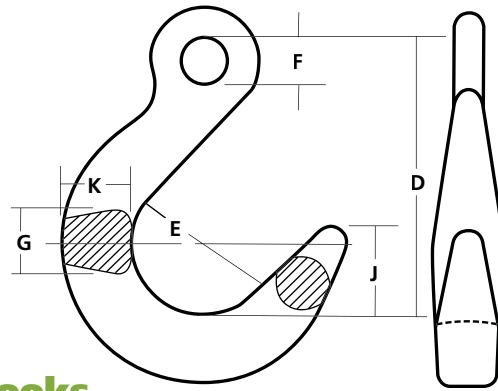
Do not exceed Working Load Limits (WLL)! See the SAFETY GUIDELINES section before using these products. Pages 150 - 155.

# OVERHEAD LIFTING

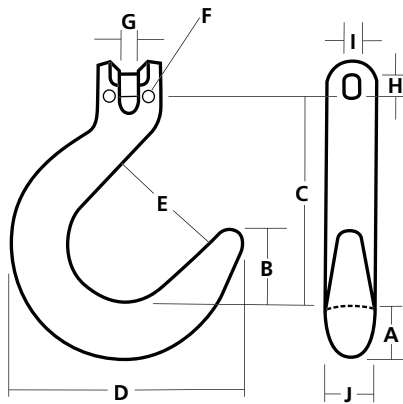


## Foundry Hooks

### Accoloy® Eye Foundry Hooks



Stock #	Chain Size			Dimensions (Inches)						Lbs. Per Each	WLL (Lbs.)	
	Red	Inches	MM	Grade	D	E	F	G	J			K
592454498		9/32	7	100	4.750	2.625	0.625	1.000	1.563	1.125	2.0	4,300
592454499		3/8	10	100	5.750	3.125	0.813	1.250	1.875	1.375	4.1	8,800
592454500		1/2	13	100	6.875	3.750	1.031	1.500	2.250	1.625	7.0	15,000
592454501		5/8	16	100	8.063	4.250	1.250	1.750	2.625	1.875	10.5	22,600
592404502		3/4	20	80	9.250	4.750	1.500	2.000	3.000	2.125	18.2	28,300
592404503		7/8	22	80	10.375	5.250	1.750	2.250	3.375	2.375	26.0	34,200
592404504		1	26	80	11.563	5.750	2.000	2.500	2.750	2.750	35.0	47,700
592404505		1-1/4	32	80	12.750	6.375	2.250	3.000	4.250	3.250	50.0	72,300



### Kuplex® Clevis Foundry Hooks

Stock #	Red	ID #	Chain Size			Dimensions (Inches)										Lbs. Per Each	WLL (Lbs.)
			Inches	MM	Grade	A	B	C	D	E	F	G	H	I	J		
598250498		K-498	9/32	7	100	1.125	1.563	4.438	4.875	2.625	0.125	0.313	0.406	0.344	0.875	2.1	4,300
598250499		K-499	3/8	10	100	1.375	1.875	5.500	5.875	3.000	0.156	0.438	0.563	0.469	1.125	4.3	8,800
598250500		K-500	1/2	13	100	1.500	2.250	6.625	6.875	3.875	0.188	0.563	0.750	0.656	1.500	8.2	15,000
598250501		K-501	5/8	16	100	2.188	2.563	7.625	8.281	4.125	0.250	0.688	0.938	0.813	1.750	14.4	22,600
598200502		K-502	3/4	20	80	2.750	3.000	8.813	9.625	4.813	0.313	0.813	1.219	1.000	2.000	24.5	28,300
598200503		K-503	7/8	22	80	3.000	3.375	9.938	10.688	5.375	0.375	0.938	1.281	1.063	2.250	33.1	34,200



Do not exceed Working Load Limits (WLL)! See the SAFETY GUIDELINES section before using these products. Pages 150 - 155.

## Kuplex® Load Pins & Retaining Pins

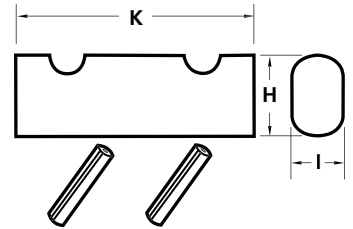
All Kuplex components derive their integrity connection from the special Kuplex Load Pins and Spiral Pins. The load pins are made from alloy steel heat treated to obtain optimum rated performance properties. The load pins are specially shaped to develop strength characteristics and resistance to bending under rated load. The oval shape presents a greater force area than conventional round pins.

Chain Size (Inches)	Hooks & Kuplinks				Kuplers		Retaining Pin	
	Stock # Load Pin Set*	H (Inches)	I (Inches)	K (Inches)	Stock # Load Pin Set	K (Inches)	Stock #	Qty Per Ctn.
9/32	598950232	0.406	0.313	1.156	598950132	1.531	598900332	100
3/8	598950233	0.563	0.469	1.656	598950133	2.094	598900333	50
1/2	598950234	0.719	0.625	2.219	598950134	2.719	598900334	50
5/8	598950235	0.922	0.781	2.563	598950135	3.219	598900335	25
3/4	598900236	1.188	1.000	3.125	598900136	3.938	598900336	10
7/8	598900237	1.250	1.063	3.563	598900137	4.531	---	Bulk



**Important:** Use only genuine Kuplex load and retaining pins when assembling slings. Never use rods, bolts or other objects of questionable strength and metallurgy. Failure could cause serious injury or damage to property.

\* One Load Pin and two Spiral Pins are bagged. There is an occasional need for replacement of Spiral Pins and Load Pins. The same Load Pins cannot be used in both Kuplers and Hooks. When ordering these parts separately, be sure to specify whether they are for Kuplers or Hooks and also specify Kupler Number or the Hook Number with which they are to be used.

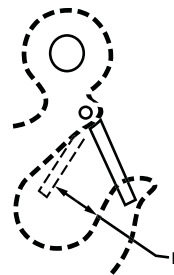


## Accoloy® Kuplex® Latch Assembly

For use w/both Accoloy Eye Type & Kuplex Clevis Type Sling Hooks. One per bag.



Chain Size (Inches)	Stock #	For Hook:		E (Inches)
		Accoloy Eye Sling Hook	Kuplex Clevis Sling Hook	
9/32	599900402	592353080	598850080	1.000
3/8	599900403	592353081	598850081	1.375
1/2	599900404	592353082	598850082	1.625
5/8	599900405	592353083	598850083	2.125
3/4	599900406	592303084	598800084	2.438
7/8	599900407	592303085	598800085	2.625
1	599900408	592303086	599800086	3.250
1-1/4	599900410	592303088	---	3.750



## Kuplex® Kuplok® Replacement Pins & Bushings

Chain Size (Inches)	Stock#	
	Pin	Bushing
9/32	594300403	594300404
3/8	594300603	594300604
1/2	594300803	594300804
5/8	594301003	594301004
3/4	594301203	594301204



**WARNING** Do not exceed Working Load Limits (WLL)! See the SAFETY GUIDELINES section before using these products. Pages 150 - 155.

## V10™ Component Reference

### Single Leg Chain Slings

Chain Size		Oblong Master	Coupling Link	Eye Grab Hook	Clevis Grab Hook	Clevis Grab w/ Safety Pin	Eye Grab w/ Clevis Attachment	Eye Sling Hook	Clevis Sling Hook	Eye Foundry Hook	Eye Self-Locking Hook	Clevis Self-Locking Hook	Swivel Self-Locking Hook	Swivel Self-Locking Hook w/ Bearing
In.	MM													
7/32	6	8451000	8452900	8427100	8428100	8429100	8420100	8417100	8418100	---	8497100	8498100	8499100	8491100
9/32	7	8451000	8453100	8427200	8428200	8429200	8420200	8417200	8418200	8477200	8497200	8498200	8499200	8491200
5/16	8	8451100	8453000	8427200	8428200	8429200	8420200	8417200	8418200	8477200	8497200	8498200	8499200	8491200
3/8	10	8451200	8453210	8427400	8428400	8429400	8420400	8417400	8418400	8477400	8497400	8498400	8499400	8491400
1/2	13	8451300	8453300	8427600	8428610	8429620	8420600	8417600	8418600	8477600	8497600	8498600	8499600	8491600
5/8	16	8451400	8453400	8427700	8428710	8429720	8420700	8417700	8418700	8477700	8497700	8498800	8499700	8491700
3/4	20	8451500	8453510	8427800	8428810	---	---	8417800	8418800	8477800	---	---	---	---
7/8	22	8451600	8453610	8427900	8428910	---	---	8417900	8418900	---	---	---	---	---

### Double Leg Chain Slings

Chain Size		Oblong Master	Coupling Link	Eye Grab Hook	Clevis Grab Hook	Clevis Grab w/ Safety Pin	Eye Grab w/ Clevis Attachment	Eye Sling Hook	Clevis Sling Hook	Eye Foundry Hook	Eye Self-Locking Hook	Clevis Self-Locking Hook	Swivel Self-Locking Hook	Swivel Self-Locking Hook w/ Bearing
In.	MM													
7/32	6	8451000	8452900	8427100	8428100	8429100	8420100	8417100	8418100	---	8497100	8498100	8499100	8491100
9/32	7	8451100	8453100	8427200	8428200	8429200	8420200	8417200	8418200	8477200	8497200	8498200	8499200	8491200
5/16	8	8451200	8453000	8427200	8428200	8429200	8420200	8417200	8418200	8477200	8497200	8498200	8499200	8491200
3/8	10	8451300	8453210	8427400	8428400	8429400	8420400	8417400	8418400	8477400	8497400	8498400	8499400	8491400
1/2	13	8451400	8453300	8427600	8428610	8429620	8420600	8417600	8418600	8477600	8497600	8498600	8499600	8491600
5/8	16	8451500	8453400	8427700	8428710	8429720	8420700	8417700	8418700	8477700	8497700	8498800	8499700	8491700
3/4	20	8451600	8453510	8427800	8428810	---	---	8417800	8418800	8477800	---	---	---	---
7/8	22	8451700	8453610	8427900	8428910	---	---	8417900	8418900	---	---	---	---	---

### Triple & Quad Leg Chain Slings

Chain Size		Sub Assemblies		Coupling Link	Eye Grab Hook	Clevis Grab Hook	Clevis Grab w/ Safety Pin	Eye Grab w/ Clevis Attachment	Eye Sling Hook	Clevis Sling Hook	Eye Foundry Hook	Eye Self-Locking Hook	Clevis Self-Locking Hook	Swivel Self-Locking Hook	Swivel Self-Locking Hook w/ Bearing
In.	MM	Sm. Sub-Links	Lg. Sub-Links												
7/32	6	8452110	8452100	8452900	8427100	8428100	8429100	8420100	8417100	8418100	---	8497100	8498100	8499100	8491100
9/32	7	8452110	8452100	8453100	8427200	8428200	8429200	8420200	8417200	8418200	8477200	8497200	8498200	8499200	8491200
5/16	8	8452210	8452200	8453000	8427200	8428200	8429200	8420200	8417200	8418200	8477200	8497200	8498200	8499200	8491200
3/8	10	8452310	8452300	8453210	8427400	8428400	8429400	8420400	8417400	8418400	8477400	8497400	8498400	8499400	8491400
1/2	13	8452410	8452400	8453300	8427600	8428610	8429620	8420600	8417600	8418600	8477600	8497600	8498600	8499600	8491600
5/8	16	8452510	8452500	8453400	8427700	8428710	8429720	8420700	8417700	8418700	8477700	8497700	8498800	8499700	8491700
3/4	20	8452610	8452600	8453510	8427800	8428810	---	---	8417800	8418800	8477800	---	---	---	---
7/8	22	8452710	8452700	8453610	8427900	8428910	---	---	8417900	8418900	---	---	---	---	---



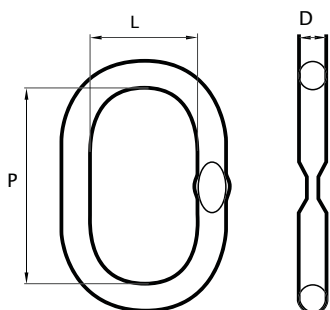
Do not exceed Working Load Limits (WLL)! See the SAFETY GUIDELINES section before using these products. Pages 150 - 155.



# V10™ ALLOY CHAIN ACCESSORIES



## Oblong Master Links



Stock #		Trade Size		Dimensions (Inches)			Lbs. Per Each	Working Load Limit	
Blue	Mfr. #	Inches	MM	D	P	L		5:1 Safety Factor (lbs.)	4:1 Safety Factor (lbs.)
8451000	D13	1/2	13	0.512	4.331	2.362	0.8	4,240	5,300
8451100	D16	5/8	16	0.630	4.331	2.362	1.2	5,920	7,400
8451200	D18	3/4	18	0.748	5.315	2.953	2.0	8,960	11,200
8451300	D22	7/8	22	0.906	6.299	3.543	3.5	12,160	15,200
8451400	D26	1	26	1.063	7.087	3.937	5.5	21,120	26,400
8451500	D32	1-1/4	32	1.299	7.874	4.331	9.3	31,760	39,700
8451600	D38	1-1/2	38	1.496	10.827	5.906	16.5	48,880	61,100
8451700	D45	1-3/4	45	1.772	13.386	7.087	28.3	63,440	79,300
8451800	D50	2	50	1.969	13.780	7.480	36.4	82,880	103,600
8451900	D60	2-1/4	60	2.362	15.748	7.874	59.5	105,760	132,200

## Oblong Master Links \*4:1 Safety Factor for Grade 80 Chain Slings

Stock #	Blue	Mfr. #	Single Leg			Double Leg				
			Chain Size		*WLL @ 90° (Lbs.)	Chain Size		*WLL @ 60° (Lbs.)	*WLL @ 45° (Lbs.)	*WLL @ 30° (Lbs.)
			Inches	MM		Inches	MM			
8451000	D13	9/32	7	3,500	7/32	6	3,600	3,000	2,100	
8451100	D16	5/16	8	4,500	9/32	7	6,100	4,900	3,500	
8451200	D18	3/8	10	7,100	5/16	8	7,800	6,400	4,500	
8451300	D22	1/2	13	12,000	3/8	10	12,300	10,000	7,100	
8451400	D26	5/8	16	18,100	1/2	13	20,800	17,000	12,000	
8451500	D32	3/4	20	28,300	5/8	16	31,300	25,600	18,100	
8451600	D38	7/8	22	34,200	3/4	20	49,000	40,000	28,300	
8451700	D45	1	26	47,700	7/8	22	59,200	48,400	34,200	
8451800	D50	1-1/4	32	72,300	1	26	82,600	67,400	47,700	
8451900	D60	1-1/2	38	—	1-1/4	32	125,200	102,200	72,300	

## Oblong Master Links \*4:1 Safety Factor for Grade 100 Chain Slings

Stock #	Blue	Mfr. #	Single Leg			Double Leg				
			Chain Size		*WLL @ 90° (Lbs.)	Chain Size		*WLL @ 60° (Lbs.)	*WLL @ 45° (Lbs.)	*WLL @ 30° (Lbs.)
			Inches	MM		Inches	MM			
8451000	D13	9/32	7	4,300	7/32	6	4,700	3,800	2,700	
8451100	D16	5/16	8	5,700	9/32	7	7,400	6,100	4,300	
8451200	D18	3/8	10	8,800	5/16	8	9,900	8,100	5,700	
8451300	D22	1/2	13	15,000	3/8	10	15,200	12,400	8,800	
8451400	D26	5/8	16	22,600	1/2	13	26,000	21,200	15,000	
8451500	D32	3/4	20	35,300	5/8	16	39,100	32,000	22,600	
8451600	D38	7/8	22	42,700	3/4	20	61,100	49,900	35,300	
8451700	D45	1	26	59,700	7/8	22	74,000	60,400	42,700	
8451800	D50	1-1/4	32	90,400	1	26	103,400	84,400	59,700	
8451900	D60	1-1/2	38	—	1-1/4	32	156,600	127,800	90,400	



Do not exceed Working Load Limits (WLL)! See the SAFETY GUIDELINES section before using these products. Pages 150 - 155.

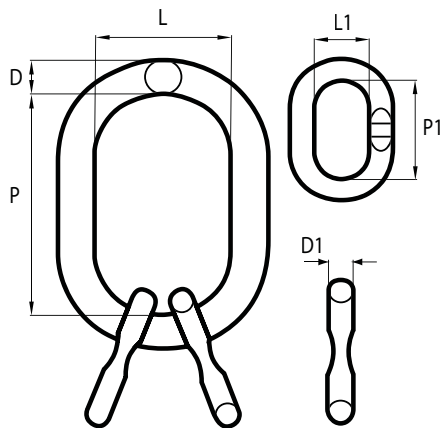
# OVERHEAD LIFTING

## Sub-Assemblies w/Small Sub-Links

Stock #	Mfr. #	Trade Size		Dimensions (Inches)						Lbs. Per Each	Working Load Limit	
		Inches	MM	D	P	L	D1	P1	L1		5:1 Safety Factor (lbs.)	4:1 Safety Factor (lbs.)
8452110	D18L13	3/4	19	0.748	5.315	2.953	0.512	2.362	1.496	3.0	8,960	11,200
8452210	D22L16	7/8	22	0.906	6.299	3.543	0.630	2.756	1.339	5.3	12,160	15,200
8452310	D26L20	1	26	1.063	7.087	3.937	0.748	3.346	1.575	8.4	18,320	22,900
8452410	D32L22	1-1/4	32	1.299	7.874	4.331	0.906	4.528	1.969	14.5	31,760	39,700
8452510	D38L26	1-1/2	38	1.496	10.827	5.906	1.063	5.512	2.559	25.3	48,880	61,100
8452610	D50L32	2	50	1.969	13.780	7.480	1.299	5.906	2.756	50.7	73,360	91,700
8452710	D56L36	2-1/4	56	2.205	13.780	9.843	1.417	6.693	2.953	68.4	88,720	110,900

## Sub-Assemblies w/Small Sub-Links \*4:1 Safety Factor for Chain Slings

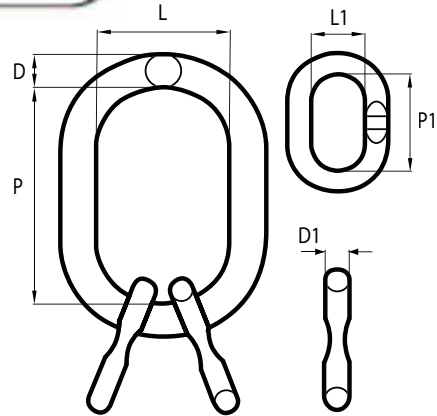
Stock #	Blue Mfr. #	Chain Size		G80 Triple & Quad Leg			G100 Triple & Quad Leg		
		Inches	MM	*WLL @ 60° (Lbs.)	*WLL @ 45° (Lbs.)	*WLL @ 30° (Lbs.)	*WLL @ 60° (Lbs.)	*WLL @ 45° (Lbs.)	*WLL @ 30° (Lbs.)
8452110	D18L13	7/32	6	5,500	4,400	3,200	7,000	5,700	4,000
8452110	D18L13	9/32	7	9,100	7,400	5,200	11,200	9,100	6,400
8452210	D22L16	5/16	8	11,700	9,500	6,800	14,800	12,100	8,500
8452310	D26L20	3/8	10	18,400	15,100	10,600	22,900	18,700	13,200
8452410	D32L22	1/2	13	31,200	25,500	18,000	39,000	31,800	22,500
8452510	D38L26	5/8	16	47,000	38,400	27,100	58,700	47,900	33,900
8452610	D50L32	3/4	20	73,500	60,000	42,400	91,700	74,900	53,000
8452710	D56L36	7/8	22	88,900	72,500	51,300	110,900	90,600	64,000



**WARNING**

Do not exceed Working Load Limits (WLL)! See the SAFETY GUIDELINES section before using these products. Pages 150 - 155.

# V10™ ALLOY CHAIN ACCESSORIES



## Sub-Assemblies w/Large Sub-Links

Stock #	Mfr. #	Trade Size		Dimensions (Inches)						Lbs. Per Each	Working Load Limit	
		Inches	MM	D	P	L	D1	P1	L1		5:1 Safety Factor (lbs.)	4:1 Safety Factor (lbs.)
8452100	D18E14	3/4	19	0.748	5.315	2.953	0.591	4.724	2.756	4.3	8,960	11,200
8452200	D22E16	7/8	22	0.906	6.299	3.543	0.669	5.512	3.150	6.9	12,160	15,200
8452300	D26E20	1	26	1.063	7.087	3.937	0.787	6.299	3.740	10.9	18,320	22,900
8452400	D32E26	1-1/4	32	1.299	7.874	4.331	1.063	7.480	4.331	21.0	31,760	39,700
8452500	D38E32	1-1/2	38	1.496	10.827	5.906	1.299	9.055	5.118	37.5	48,880	61,100
8452600	E50D38	2	50	1.969	13.780	9.843	1.496	10.827	5.906	71.9	73,360	91,700
8452700	D56D45	2-1/4	56	2.205	13.780	9.843	1.772	13.386	7.087	106.1	88,720	110,900

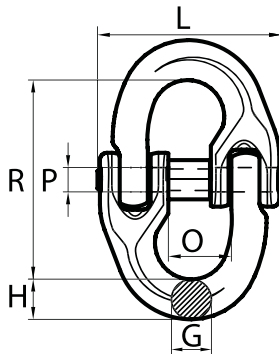
## Sub-Assemblies w/Large Sub-Links \*4:1 Safety Factor for Chain Slings

Stock #	Blue	Mfr. #	Chain Size		G80 Triple & Quad Leg			G100 Triple & Quad Leg		
			Inches	MM	*WLL @ 60° (Lbs.)	*WLL @ 45° (Lbs.)	*WLL @ 30° (Lbs.)	*WLL @ 60° (Lbs.)	*WLL @ 45° (Lbs.)	*WLL @ 30° (Lbs.)
8452100	D18E14	7/32	6	5,500	4,400	3,200	7,000	5,700	4,000	
8452100	D18E14	9/32	7	9,100	7,400	5,200	11,200	9,100	6,400	
8452200	D22E16	5/16	8	11,700	9,500	6,800	14,800	12,100	8,500	
8452300	D26E20	3/8	10	18,400	15,100	10,600	22,900	18,700	13,200	
8452400	D32E26	1/2	13	31,200	25,500	18,000	39,000	31,800	22,500	
8452500	D38E32	5/8	16	47,000	38,400	27,100	58,700	47,900	33,900	
8452600	E50D38	3/4	20	73,500	60,000	42,400	91,700	74,900	53,000	
8452700	D56D45	7/8	22	88,900	72,500	51,300	110,900	90,600	64,000	



Do not exceed Working Load Limits (WLL)!  
See the SAFETY GUIDELINES section before using these products. Pages 150 - 155.

## V10™ Grade 100 Alloy Chain Accessories



### Coupling Link\*

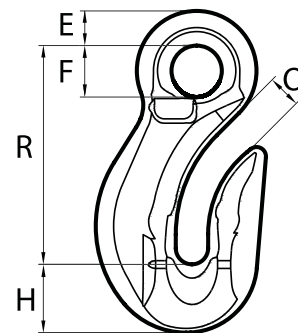
Stock #	Mfr. #	Chain Size		Dimensions (Inches)					Lbs. Per Each	WLL (Lbs.)
		Inches	MM	H	H	O	R	P x L		
8452900	WLK6	7/32	6	0.299	0.307	0.551	1.732	0.19 x 1.54	0.15	3,100
8453100	WLK7	9/32	7	0.354	0.394	0.669	2.008	0.24 x 1.85	0.26	4,300
8453000	WLK8	5/16	8	0.394	0.453	0.709	2.421	0.25 x 2.09	0.42	5,700
8453210	WLK10	3/8	10	0.496	0.543	0.886	2.835	0.32 x 2.48	0.84	8,800
8453300	WLK13	1/2	13	0.657	0.748	1.083	3.465	0.39 x 3.11	1.61	15,000
8453400	WLK16	5/8	16	0.827	0.827	1.299	4.055	0.55 x 4.17	3.15	22,600
8453510	WLK19-20	3/4	20	0.925	1.161	1.634	4.528	0.63 x 4.96	5.86	35,300
8453610	WLK22	7/8	22	1.063	1.142	1.909	5.315	0.63 x 5.75	8.29	42,700

\*Also available: non-V10 Grade 80 Coupling Links: 8053755 – 1", 8053855 – 1-1/4"



### Eye Shortening Grab Hook

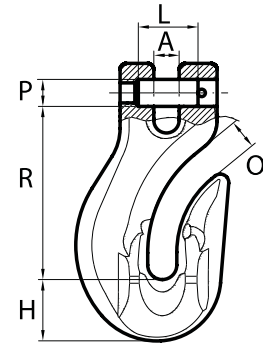
No reduction in working load limit. Presence of a chain shape groove for optimal chain position.



Stock #	Mfr. #	Chain Size		Dimensions (Inches)					Lbs. Per Each	WLL (Lbs.)
		Inches	MM	E	F	H	O	R		
8427100	GSE6	7/32	6	0.374	0.492	0.689	0.276	2.205	0.51	3,100
8427200	GSE7-8	9/32- 5/16	7-8	0.512	0.650	0.925	0.374	2.933	1.19	5,700
8427400	GSE10	3/8	10	0.630	0.827	1.142	0.472	3.661	2.34	8,800
8427600	GSE13	1/2	13	0.807	1.083	1.516	0.610	4.764	5.27	15,000
8427700	GSE16	5/8	16	0.984	1.319	1.890	0.728	5.846	9.88	22,600
8427800	GSE19-20	3/4	20	1.181	1.575	2.224	0.866	6.949	14.66	35,300
8427900	GSE22	7/8	22	1.299	1.732	2.441	1.024	7.657	19.29	42,700



# V10™ ALLOY CHAIN ACCESSORIES



## Clevis Shortening Grab Hook

No reduction in working load limit. Presence of a chain shape groove for optimal chain position.

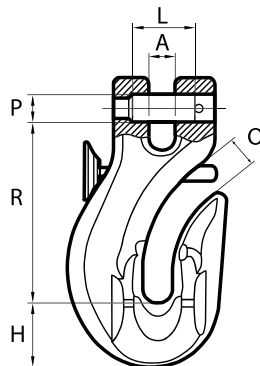
Stock #	Mfr. #	Chain Size		Dimensions (Inches)					Lbs. Per Each	WLL (Lbs.)
		Inches	MM	A	H	O	R	P X L		
8428100	GSC6	7/32	6	0.276	0.689	0.276	2.008	0.29 x 0.65	0.55	3,100
8428200	GSC7-8	9/32- 5/16	7-8	0.354	0.925	0.374	2.598	0.38 x 0.91	1.32	5,700
8428400	GSC10	3/8	10	0.453	1.142	0.472	3.228	0.49 x 1.16	2.51	8,800
8428610	GSC13	1/2	13	0.571	1.535	0.650	4.173	0.63 x 1.46	4.63	15,000
8428710	GSC16	5/8	16	0.709	1.811	0.866	5.118	0.79 x 2.05	8.38	22,600
8428810	GSC19-20	3/4	20	0.866	2.224	1.024	6.378	0.94 x 2.87	16.18	35,300
8428910	GSC22	7/8	22	0.984	2.480	1.161	7.008	1.06 x 2.80	21.01	42,700

## Clevis Shortening Grab Hook w/Retainer

No reduction in working load limit. Presence of a chain shape groove for optimal chain position.



8429100  
8429200  
8429400



8429620  
8429720

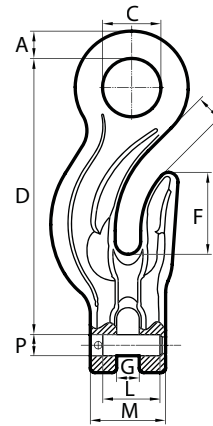


**WARNING** Do not exceed Working Load Limits (WLL)! See the SAFETY GUIDELINES section before using these products. Pages 150 - 155.

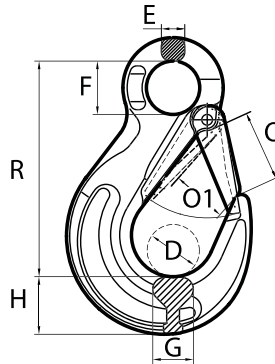


## EyeGrab Hook w/Clevis Attachment

No reduction in working load limit. Presence of a chain shape groove for optimal chain position.



Stock #	Mfr. #	Chain Size		Dimensions (Inches)								Lbs. Per Each	WLL (Lbs.)
		In.	MM	A	F	G	H	O	O1	R	P X L		
8420100	GIE6	7/32	6	0.256	0.709	0.303	0.406	0.315	0.315	3.484	0.29 x 0.65	0.60	3,100
8420200	GIE7-8	9/32-5/16	7-8	0.358	0.945	0.378	0.531	0.362	0.354	4.606	0.38 x 0.91	1.35	5,700
8420400	GIE10	3/8	10	0.453	1.220	0.472	0.630	0.539	0.531	5.827	0.49 x 1.16	2.69	8,800
8420600	GIE13	1/2	13	0.571	1.457	0.610	0.787	0.638	0.610	7.283	0.63 x 1.46	5.62	15,000
8420700	GIE16	5/8	16	0.689	1.890	0.807	1.043	0.843	0.787	9.134	0.79 x 2.05	10.80	22,600



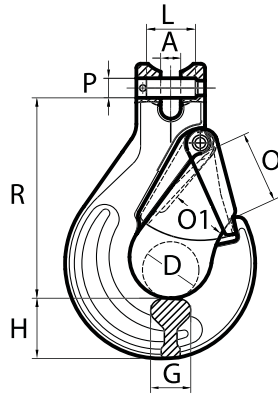
## Eye Sling Hook w/Latch\*

Stock #	Mfr. #	Chain Size		Dimensions (Inches)								Lbs. Per Each	WLL (Lbs.)
		Inches	MM	D	E	F	G	H	O	O1	R		
8417100	SHE6	7/32	6	0.709	0.394	0.787	0.650	0.827	0.984	0.748	3.327	0.73	3,100
8417200	SHE7-8	9/32-5/16	7-8	0.945	0.433	0.984	0.748	1.063	1.260	0.984	4.173	1.23	5,700
8417400	SHE10	3/8	10	1.181	0.630	1.339	1.024	1.299	1.575	1.220	5.157	2.65	8,800
8417600	SHE13	1/2	13	1.496	0.748	1.693	1.299	1.654	1.890	1.535	6.457	5.18	15,000
8417700	SHE16	5/8	16	1.732	0.984	1.969	1.575	1.969	2.165	1.772	7.185	8.20	22,600
8417800	SHE19-20	3/4	20	2.087	1.063	2.165	1.890	2.126	2.402	2.126	8.071	13.12	35,300
8417900	SHE22	7/8	22	2.362	1.142	2.362	1.969	2.402	2.795	2.402	8.858	17.35	42,700

\*Also available: non-V10 Grade 100 Eye Sling Hook: 8417500 - 1"

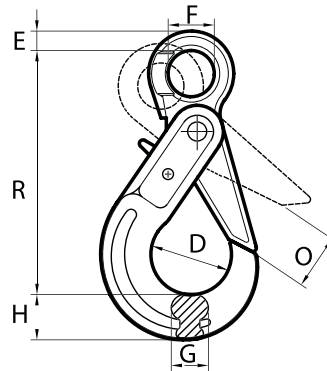


Do not exceed Working Load Limits (WLL)! See the SAFETY GUIDELINES section before using these products. Pages 150 - 155.



## Clevis Sling Hook w/Latch

Stock #	Mfr. #	Chain Size		Dimensions (Inches)								Lbs. Per Each	WLL (Lbs.)
		Inches	MM	A	D	G	H	O	O1	R	P X L		
8418100	SHC6	7/32	6	0.276	0.709	0.650	0.787	0.984	0.748	2.717	0.29 x 0.65	0.60	3,100
8418200	SHC7-8	9/32- 5/16	7-8	0.354	0.984	0.748	1.102	1.260	1.024	3.720	0.38 x 0.91	1.35	5,700
8418400	SHC10	3/8	10	0.453	1.181	0.984	1.299	1.535	1.220	4.291	0.49 x 1.16	2.47	8,800
8418600	SHC13	1/2	13	0.571	1.496	1.181	1.575	1.890	1.535	5.315	0.63 x 1.46	4.52	15,000
8418700	SHC16	5/8	16	0.689	1.732	1.457	1.850	2.165	1.772	6.102	0.79 x 2.05	7.50	22,600
8418800	SHC19-20	3/4	20	0.906	2.047	2.008	1.969	2.402	2.087	7.205	0.94 x 2.87	13.80	35,300
8418900	SHC22	7/8	22	0.965	2.362	1.969	2.402	2.795	2.402	8.346	1.06 x 2.80	19.32	42,700



## Eye Self-Locking Hook

Stock #	Mfr. #	Chain Size		Dimensions (Inches)							Lbs. Per Each	WLL (Lbs.)
		In	MM	D	E	F	G	H	O	R		
8497100	SKE6	7/32	6	1.378	0.433	0.827	0.630	0.807	1.102	4.331	1.17	3,100
8497200	SKE7-8	9/32- 5/16	7-8	1.713	0.472	1.063	0.787	1.024	1.339	5.354	1.96	5,700
8497400	SKE10	3/8	10	2.205	0.591	1.358	0.965	1.181	1.772	6.634	3.48	8,800
8497600	SKE13	1/2	13	2.717	0.787	1.575	1.358	1.575	2.028	8.071	6.97	15,000
8497700	SKE16	5/8	16	3.150	1.063	1.969	1.398	1.969	2.362	9.902	13.34	22,600

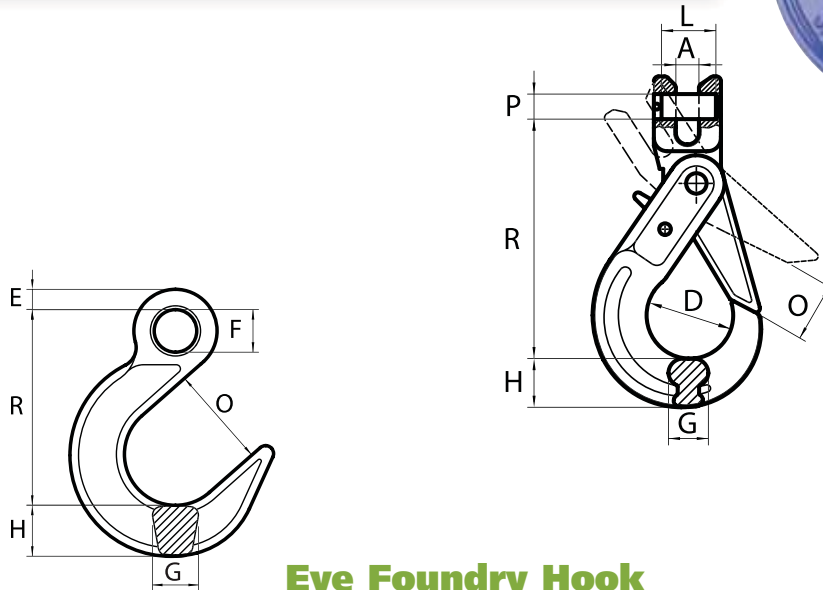


**WARNING** Do not exceed Working Load Limits (WLL)! See the SAFETY GUIDELINES section before using these products. Pages 150 - 155.




## Clevis Self-Locking Hook

Stock #	Mfr. #	Chain Size		Dimensions (Inches)							Lbs. Per Each	WLL (Lbs.)
		Inches	MM	A	D	G	H	O	R	P X L		
8498100	SKC6	7/32	6	0.264	1.378	0.630	0.807	1.102	3.700	0.29 x 0.65	1.10	3,100
8498200	SKC7-8	9/32-5/16	7-8	0.335	1.713	0.787	1.024	1.339	4.843	0.38 x 0.91	2.12	5,700
8498400	SKC10	3/8	10	0.472	2.205	0.965	1.181	1.772	5.650	0.49 x 1.16	3.53	8,800
8498600	SKC13	1/2	13	0.591	2.717	1.358	1.575	2.028	7.067	0.63 x 1.46	6.90	15,000
8498800	SKC16	5/8	16	0.748	3.150	1.398	1.969	2.362	8.543	0.79 x 2.05	12.79	22,600



## Eye Foundry Hook

Stock #	Mfr. #	Chain Size		Dimensions (Inches)						Lbs. Per Each	WLL (Lbs.)
		Inches	MM	E	F	G	H	O	R		
8477200	FHE7-8	9/32-5/16	7-8	0.531	0.709	1.024	1.220	2.520	4.823	2.49	5,700
8477400	FHE10	3/8	10	0.630	0.866	1.260	1.417	3.071	5.866	4.39	8,800
8477600	FHE13	1/2	13	0.748	1.063	1.535	1.693	3.504	6.949	7.30	15,000
8477700	FHE16	5/8	16	0.945	1.260	1.772	1.969	3.937	8.071	11.69	22,600
8477800	FHE19-20	3/4	20	1.063	1.496	2.008	2.402	4.528	9.331	16.98	35,300



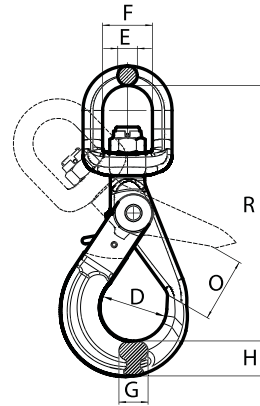
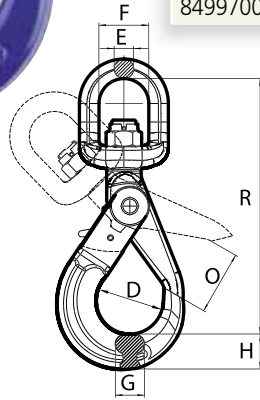


# V10™ ALLOY CHAIN ACCESSORIES



## Swivel Self-Locking Hook

Stock #	Mfr. #	Chain Size		Dimensions (Inches)							Lbs. Per Each	WLL (Lbs.)
		Inches	MM	D	E	F	G	H	O	R		
8499100	SKS6	7/32	6	1.377	0.512	1.377	0.630	0.807	1.102	6.299	1.76	3,100
8499200	SKS7-8	9/32- 5/16	7-8	1.713	0.512	1.378	0.787	1.024	1.339	7.126	2.43	5,700
8499400	SKS10	3/8	10	2.205	0.630	1.654	0.965	1.181	1.772	8.583	4.41	8,800
8499600	SKS13	1/2	13	2.717	0.787	1.929	1.358	1.575	2.028	10.591	8.82	15,000
8499700	SKS16	5/8	16	3.150	0.945	2.362	1.398	1.969	2.362	12.559	14.99	22,600



## Swivel Self-Locking Hook w/Bearing

Stock #	Mfr. #	Chain Size		Dimensions (Inches)							Lbs. Per Each	WLL (Lbs.)
		Inches	MM	D	E	F	G	H	O (Min.)	R		
8491100	SKB6	7/32	6	1.377	0.512	1.377	0.630	0.807	1.102	6.299	1.76	3,100
8491200	SKB7-8	9/32- 5/16	7-8	1.713	0.512	1.378	0.787	1.024	1.339	7.126	2.43	5,700
8491400	SKB10	3/8	10	2.205	0.630	1.654	0.965	1.181	1.772	8.583	4.41	8,800
8491600	SKB13	1/2	13	2.717	0.787	1.929	1.358	1.575	2.028	10.591	8.82	15,000
8491700	SKB16	5/8	16	3.150	0.945	2.362	1.398	1.969	2.362	12.559	14.99	22,600



## Spare Pin & Collar Set for Coupling Links

Stock #	Dia. X Length (Inches)	Use W/Stock #
8453199	0.236 x 1.831	8453100
8453099	0.248 x 2.087	8453000
8453299	0.315 x 2.492	8453200
8453399	0.394 x 3.110	8453300
8453499	0.551 x 4.173	8453400
8453589	0.630 x 4.823	8453510
8453699	0.630 x 5.650	8453600




**WARNING** Do not exceed Working Load Limits (WLL)! See the SAFETY GUIDELINES section before using these products. Pages 150 - 155.



## Clevis Hook Pin Kits

Stock #	Dia. X Length (Inches)	Use W/Stock #
8410299	0.354 x 0.906	8428200
		8418200
		8498200
8410499	0.492 x 1.161	8428400
		8418400
		8498400
8410599	0.630 x 1.457	8428600
		8418600
		8498600
8410699	0.787 x 2.047	8428700
		8418700
		8498800
8410799	0.945 x 2.874	8428800
		8418800
8410899	1.063 x 2.795	8428900
		8418900



## Sling Hook Latch Kits

Stock #	Use W/Stock #
8410077	8417100
	8418100
8410177	8417200
	8418200
8410277	8417400
	8418400
8410377	8417600
	8418600
8410477	8417700
	8418700
8410577	8417800
	8418800
8410677	8417900
	8418900

## Self-Locking Hook Trigger Kit



Stock #	Use W/Stock #
8490199	8491100
	8498100
	8418100
	8497100
8490299	8491200
	8498200
	8497200
	8499200
8490399	8491400
	8498400
	8497400
	8499400
8490499	8491600
	8498600
	8497600
	8499600
8490599	8491700
	8498800
	8497700
	8499700

## Replacement Pins for Retainer Pin Grab Hooks

Stock #	Use W/Stock #
8429105	8429100
8429205	8429200
8429405	8429400
8429605	8429600
8429625	8429620
8429705	8429700
8429725	8429720



**WARNING**

Do not exceed Working Load Limits (WLL)! See the SAFETY GUIDELINES section before using these products. Pages 150 - 155.

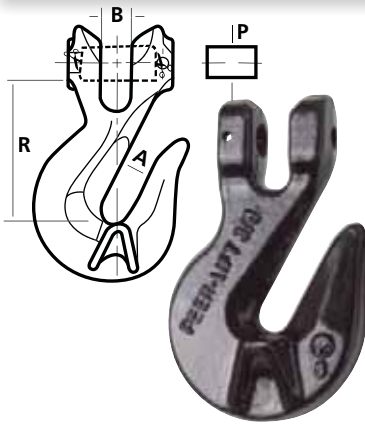
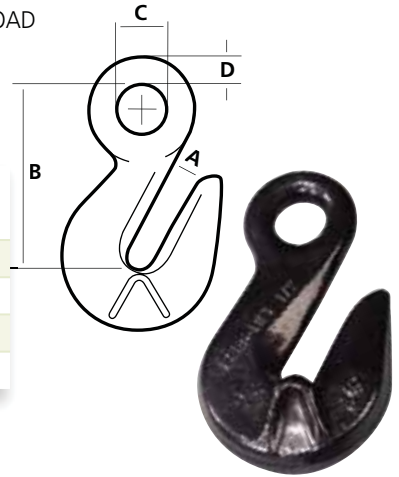


## PEER-Lift Grade 80 Alloy Chain Accessories

PROOF TESTED AT TWICE THE WORKING LOAD LIMIT. FATIGUE TESTED AT 1.5 TIMES THE WORKING LOAD LIMIT FOR 20,000 CYCLES. MEET OR EXCEED ASTM A952 AND OSHA 1910 STANDARDS.

### Eye Cradle Grab Hook

Stock #	Chain Size		Dimensions (Inches)				Lbs. Per Each	WLL (Lbs.)
	Inches	MM	A	B	C	D		
8527280	9/32	7	0.390	2.360	0.590	0.350	0.5	3,500
8527480	3/8	10	0.510	3.330	0.790	0.510	1.3	7,100
8527680	1/2	13	0.630	4.090	0.980	0.590	2.7	12,000
8527780	5/8	16	0.710	4.490	1.180	0.790	4.4	18,100



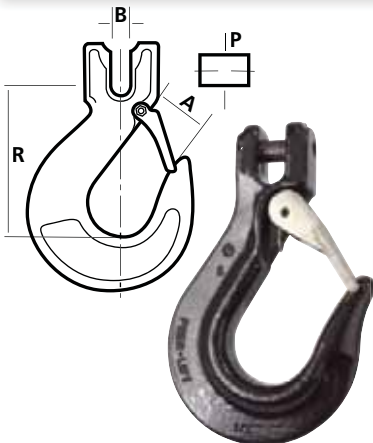
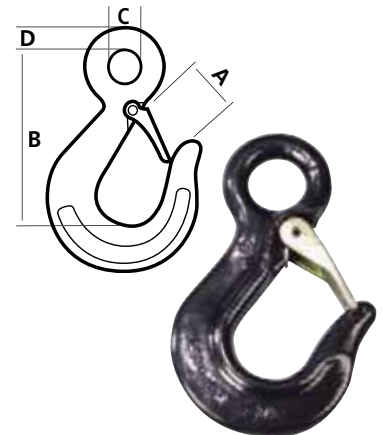
### Clevis Cradle Grab Hook

Stock #	Chain Size		Dimensions (Inches)				Lbs. Per Each	WLL (Lbs.)
	Inches	MM	A	B	P	R		
8528280	9/32	7	0.391	0.391	0.359	1.078	0.8	3,500
8528480	3/8	10	0.516	0.516	0.484	2.719	1.7	7,100
8528680	1/2	13	0.625	0.625	0.625	3.234	3.2	12,000
8528780	5/8	16	0.719	0.719	0.703	3.938	6.4	18,100

### Eye Sling Hook with Latch\*

Stock #	Chain Size		Dimensions (Inches)				Lbs. Per Each	WLL (Lbs.)
	Inches	MM	A	B	C	D		
8517280	9/32	7	1.390	4.560	1.120	0.480	1.5	3,500
8517480	3/8	10	1.840	5.680	1.410	0.630	3.0	7,100
8517680	1/2	13	2.200	7.260	1.750	0.730	4.2	12,000
8517780	5/8	16	2.500	8.680	2.120	1.000	10.4	18,100

\*Replacement Latch Kits: 9/32"- 8518230 • 3/8"- 8518430 • 1/2"- 8518630 • 5/8"- 8518730



### Clevis Sling Hook with Latch\*

Stock #	Chain Size		Dimensions (Inches)				Lbs. Per Each	WLL (Lbs.)
	Inches	MM	A	B	P	R		
8518280	9/32	7	1.188	0.375	0.354	3.906	1.1	3,500
8518480	3/8	10	1.516	0.500	0.516	4.719	3.2	7,100
8518680	1/2	13	1.813	0.609	0.625	6.109	5.9	12,000
8518780	5/8	16	2.469	0.734	0.703	7.188	7.9	18,100

\*Replacement Latch Kits: 9/32"- 8518230 • 3/8"- 8518430 • 1/2"- 8518630 • 5/8"- 8518730

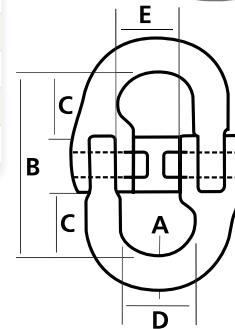


Do not exceed Working Load Limits (WLL)! See the SAFETY GUIDELINES section before using these products. Pages 150 - 155.



## Mechanical Coupling Link

Stock #	Chain Size		Dimensions (Inches)					Lbs. Per Each	WLL (Lbs.)
	Black	Inches	MM	A	B	C	D		
8553180	9/32	7	0.344	2.109	0.844	0.828	0.828	0.3	3,500
8553280	3/8	10	0.469	2.625	3.047	1.016	0.984	0.8	7,100
8553380	1/2	13	0.625	3.438	1.391	1.297	1.219	1.7	12,000
8553480	5/8	16	0.797	4.000	1.656	1.625	1.531	3.0	18,100



## Eye Self-Locking Hook\*

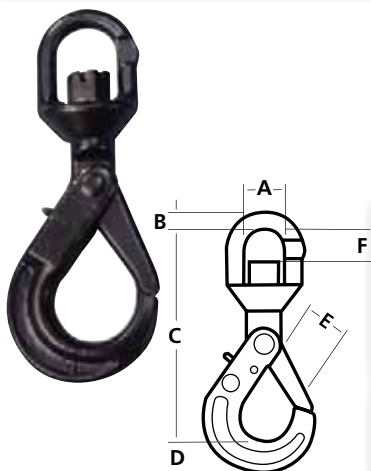
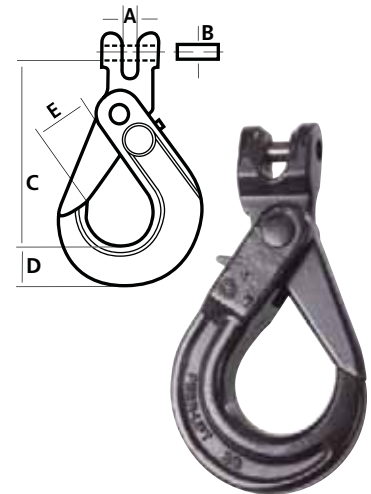
Stock #	Chain Size		Dimensions (Inches)					Lbs. Per Each	WLL (Lbs.)
	Black	Inches	MM	A	B	C	D		
8597280	9/32	7	0.940	0.450	5.270	0.980	1.270	1.8	3,500
8597480	3/8	10	1.260	0.590	6.710	1.310	1.800	3.7	7,100
8597680	1/2	13	1.570	0.790	8.200	1.640	2.110	6.8	12,000
8597780	5/8	16	1.970	0.910	10.000	2.050	2.520	13.9	18,100

\*Replacement Trigger Kits: 9/32"- 8518230 • 3/8"- 8518430 • 1/2"- 8518630 • 5/8"- 8518730

## Clevis Self-Locking Hook\*

Stock #	Chain Size		Dimensions (Inches)					Lbs. Per Each	WLL (Lbs.)
	Black	Inches	MM	A	B	C	D		
8598280	9/32	7	0.380	0.390	4.800	0.980	1.270	1.8	3,500
8598480	3/8	10	0.500	0.470	6.040	1.310	1.800	3.8	7,100
8598680	1/2	13	0.600	0.630	7.340	1.640	2.110	7.1	12,000
8598880	5/8	16	0.730	0.790	8.460	2.050	2.520	13.8	18,100

\*Replacement Trigger Kits: 9/32"- 8518230 • 3/8"- 8518430 • 1/2"- 8518630 • 5/8"- 8518730



## Swivel Self-Locking Hook\*

Stock #	Chain Size		Dimensions (Inches)						Lbs. Per Each	WLL (Lbs.)
	Black	Inches	MM	A	B	C	D	E		
8599280	9/32	7	1.380	0.470	7.000	0.980	1.270	1.000	2.6	3,500
8599480	3/8	10	1.570	0.590	8.670	1.310	1.800	1.300	5.1	7,100
8599680	1/2	13	1.890	0.770	10.940	1.620	2.130	1.630	9.7	12,000
8599780	5/8	16	2.360	0.860	13.130	2.050	2.520	2.050	18.4	18,100

\*Replacement Trigger Kits: 9/32"- 8518230 • 3/8"- 8518430 • 1/2"- 8518630 • 5/8"- 8518730



Do not exceed Working Load Limits (WLL)!  
See the SAFETY GUIDELINES section before using these products. Pages 150 - 155.

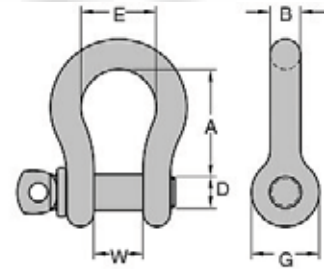


# PEER-LIFT ALLOY CHAIN ACCESSORIES

## Peer-Lift Alloy Screw Pin Anchor Shackles

Forged Alloy Body & Pin (RR-C271F, Type IVA, Grade B, Class 2)

- Meet or exceed FED SPEC RR-C-271 requirements
- Meet ASME B30.26 Requirements
- Hot Dipped Galvanized to ASTM A153
- Proof load at 2 times Working Load Limit
- Ultimate load at 6 times the Working Load Limit



Stock #	Trade Size (Inches)	Pin Dia. (D)	W	A	E (Min.)	G (Max.)	B (Min.)	Qty. Per Package	Lbs. Per Each	Working Load Limit (Ton)
8058103	3/16	1/4	0.375	0.875	0.560	0.620	0.180	250	0.1	1/2
8058203	1/4	5/16	0.470	1.125	0.750	0.875	0.240	250	0.1	3/4
8058303	5/16	3/8	0.530	1.250	0.810	1.000	0.300	150	0.2	1-1/4
8058403	3/8	7/16	0.655	1.435	0.940	1.120	0.360	100	0.3	2
8059203	7/16	1/2	0.720	1.685	1.060	1.250	0.420	100	0.5	2-2/3
8058503	1/2	5/8	0.815	1.875	1.190	1.380	0.480	50	0.7	3-1/3
8058603	5/8	3/4	1.065	2.405	1.500	1.880	0.590	25	1.4	5
8058703	3/4	7/8	1.250	2.825	1.750	2.120	0.710	25	2.4	7
8058803	7/8	1	1.500	3.310	2.000	2.370	0.830	10	3.6	9-1/2
8058903	1	1-1/8	1.690	3.750	2.310	2.620	0.950	10	5.1	12-1/2
8059003	1-1/4	1-3/8	2.030	4.690	2.880	3.250	1.190	5	9.5	18
8059103	1-1/2	1-5/8	2.375	5.750	3.380	3.750	1.420	5	17.7	30
8059403	1-3/4	2	2.875	7.000	4.500	4.500	1.660	1	30.4	40
8059503	2	2-1/4	3.250	7.750	5.250	5.250	1.900	1	45.0	50

## Alloy Chain Accessories

### Metal ID Tags For Slings

#### Instructions for Assembling:

Punch the information onto the tag as it relates to reach, working load limit, size and serial number.

Stock #	Description	Finish	Dimensions (Inches)		Carton Qty.
			Length	Width	
440900009	Forged ID Tag w/wire rope & sleeve conn.	Self-Colored	4.75	1.38	50
440900003	Forged ID Tag	Self-Colored	4.75	1.38	100
599920003	Stamped ID Tag w/wire rope & sleeve conn.	Bright Zinc	4.00	1.75	50
8055435	Solid Ring Stamped ID Tag	Bright Zinc	4.00	1.50	50
8055535	Split Ring Stamped ID Tag	Bright Zinc	4.00	1.50	50

440900009



440900003

599920003



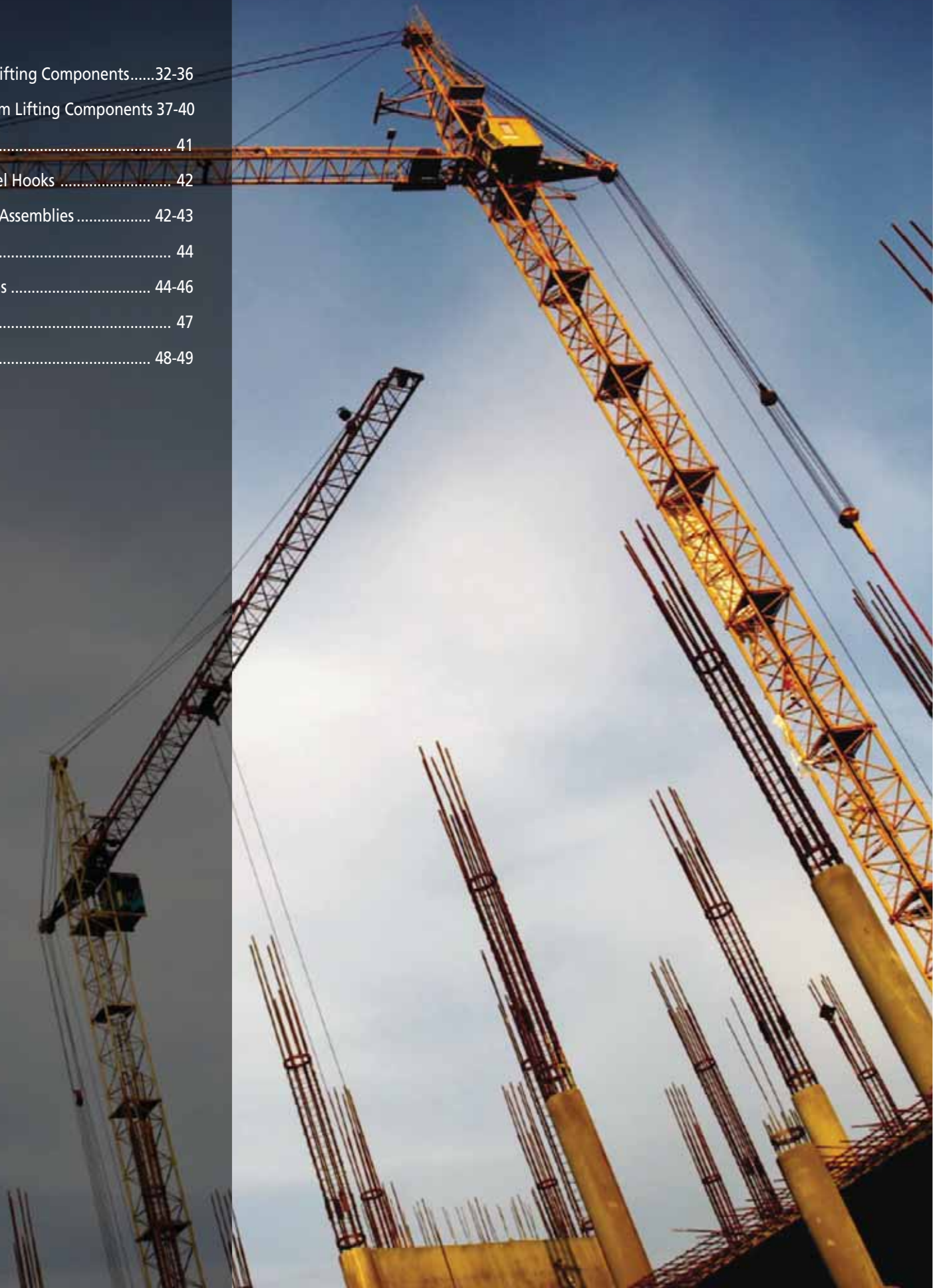
8055435



Do not exceed Working Load Limits (WLL)!  
See the SAFETY GUIDELINES section before using these products. Pages 150 - 155.

# CUSTOM LIFTING

Alloy Custom Lifting Components.....	32-36
Stainless Custom Lifting Components	37-40
Plate Hooks .....	41
Insulated Swivel Hooks .....	42
Magnet Chain Assemblies .....	42-43
Lifting Tongs .....	44
Spreader Beams .....	44-46
Pallet Lifters .....	47
Coil Lifters .....	48-49



# CUSTOM LIFTING PEERLESS CUSTOM LIFTING COMPONENTS



## Custom Lifting Solutions

Peerless Custom Lifting, with divisions in Jeannette, PA and South Holland, IL, is capable of satisfying your custom lifting needs from welded chains slings to motorized coil lifters and much more.

We can design and construct a specialized lifting device to fit your application from carbon, alloy, stainless, aluminum or other specialty steels. Our experienced sales and engineering staff are available to solve all of your below the hook lifting requirements.

- Certified to OSHA and ASME standards.
- Capable of manufacturing to government and military specifications.
- Horizontal proof test capabilities up to 1,200,000 lbs and 40 feet in length.
- Vertical proof test capabilities up to 450,000 lbs.



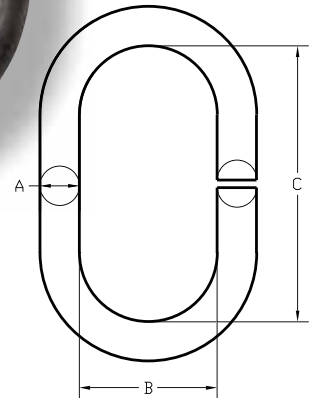
Do not exceed Working Load Limits (WLL)! See the SAFETY GUIDELINES section before using these products. Pages 150 - 155.

## V-Notched Alloy Coupling Links

Alloy components are 8620 or 4130 alloy steel. Un-heat treated coupling links are pre-notched, bright finished and ready for welding.

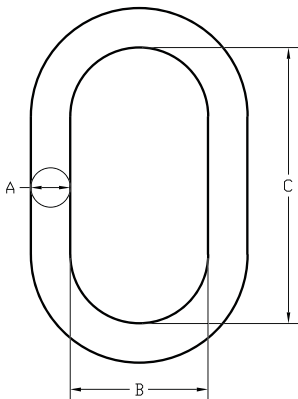
**NOT FOR OVERHEAD LIFTING.**

Stock #	Chain Size		Dimensions (Inches)			Lbs. Per Each
	Inches	MM	A	B	C	
CAN038	9/32	7	0.380	0.880	1.500	0.20
CAN050	3/8	10	0.500	1.250	2.000	0.40
CAN069	1/2	13	0.690	1.500	2.500	0.90
CAN081	5/8	16	0.810	1.750	3.000	1.50
CAN094	3/4	20	0.940	2.000	3.500	2.30
CAN106	7/8	22	1.060	2.250	4.000	4.10
CAN125	1	26	1.250	3.000	5.250	6.00
CAN150	1-1/4	32	1.500	3.500	6.250	10.30
CAN175	1-1/2	38	1.750	4.000	7.000	15.90
CAN200	1-3/4	45	2.000	4.500	8.000	23.60
CAN225	2	50	2.250	5.000	9.000	33.50



## Alloy Oblong Master Links

Alloy components are 8620 or 4130 alloy steel. Master links are welded, heat-treated, proof tested and tumble finished.



Stock #	Trade Size		Dimensions (Inches)			Lbs. Per Each	Working Load Limit (Lbs.)
	Inches	MM	A	B	C		
OMA041	13/32	10	0.410	1.500	3.000	0.40	3,600
OMA050	1/2	13	0.500	2.500	5.000	0.85	4,100
OMA063	5/8	16	0.630	3.000	6.000	1.60	6,100
OMA075	3/4	20	0.750	2.750	5.500	2.42	13,200
OMA100	1	26	1.000	3.500	7.000	4.70	22,500
OMA125	1-1/4	32	1.250	4.380	8.750	9.10	32,500
OMA150	1-1/2	38	1.500	5.250	10.500	18.50	49,000
OMA175	1-3/4	45	1.750	6.000	12.000	30.33	73,500
OMA200	2	50	2.000	7.000	14.000	43.40	88,900
OMA225	2-1/4	57	2.250	8.000	16.000	53.30	125,200
OMA250	2-1/2	64	2.500	8.000	16.000	66.70	147,300
OMA275	2-3/4	70	2.750	9.000	16.000	83.70	187,800

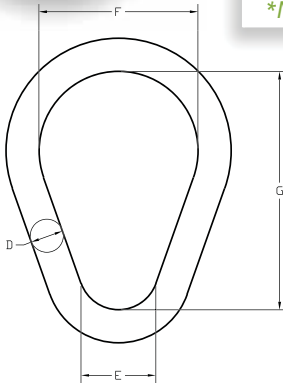




# PEERLESS CUSTOM LIFTING COMPONENTS

## Alloy Pear Shape Master Links

Alloy components are 8620 or 4130 alloy steel. Master links are welded, heat-treated, proof tested and tumble finished.



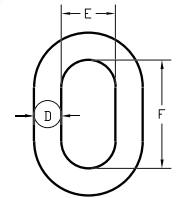
Stock #	Trade Size		Dimensions (Inches)				Lbs. Per Each	Working Load Limit (Lbs.)	
	Self-Colored	Inches	MM	D	E	F			G
PMA050		1/2	13	0.500	1.250	2.500	5.000	1.00	4,100
PMA063		5/8	16	0.630	1.500	3.000	6.000	1.50	6,600
PMA075		3/4	20	0.750	1.750	3.000	6.000	2.20	13,200
PMA100		1	26	1.000	2.500	4.000	8.000	5.10	22,500
PMA125		1-1/4	32	1.250	3.000	6.000	9.000	9.50	32,500
PMA150		1-1/2	38	1.500	5.500	7.000	10.500	16.20	49,000
PMA175		1-3/4	45	1.750	4.000	7.000	12.000	24.40	73,500
PMA200		2	50	2.000	4.000	7.000	14.000	42.66	88,900

*\*NAS specification Pear Shape Master Links available upon request.*

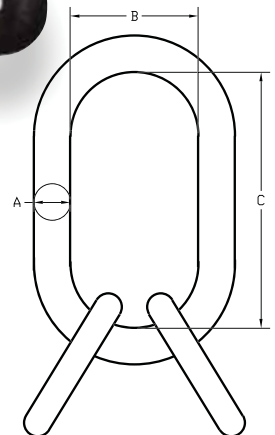


## Alloy Sub-Assemblies

Alloy components are 8620 or 4130 alloy steel. Master links are welded, heat-treated, proof tested and tumble finished.



Stock #	Chain Size		Dimensions (Inches)						Lbs. Per Ea.	Working Load Limit (Lbs.)	
	Self-Colored	In.	MM	A	B	C	D	E			F
SMA028		9/32	7	0.750	2.750	5.500	0.500	1.250	2.000	2.90	13,200
SMA038		3/8	10	1.000	3.500	7.000	0.750	1.500	3.000	7.30	22,500
SMA050		1/2	13	1.250	4.380	8.750	1.000	2.000	4.000	16.33	32,500
SMA063		5/8	16	1.500	5.250	10.500	1.250	3.000	5.250	27.80	49,000
SMA075		3/4	20	1.750	6.000	12.000	1.500	3.250	5.750	51.00	73,500
SMA088		7/8	22	2.000	7.000	14.000	1.750	4.000	6.000	65.90	88,900
SMA100		1	26	2.250	8.000	16.000	1.880	4.000	7.000	90.55	125,200
SMA125		1-1/4	32	2.750	9.000	16.000	2.250	4.500	8.000	144.90	187,800

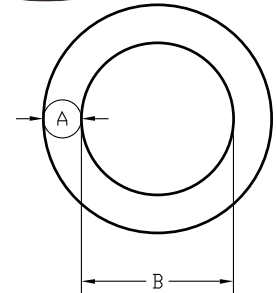


Do not exceed Working Load Limits (WLL)! See the SAFETY GUIDELINES section before using these products. Pages 150 - 155.

## Alloy Round Rings

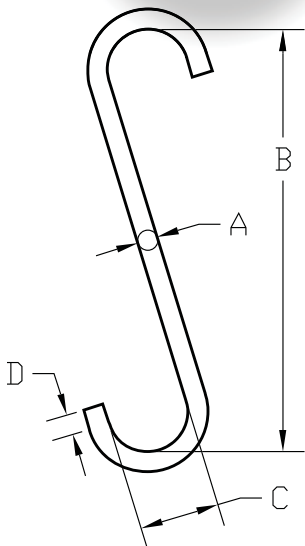
Alloy components are 8620 or 4130 alloy steel.

Stock #	Trade Size		Dimensions (Inches)		Lbs. Per Each	Working Load Limit (Lbs.)
	Inches	MM	A	B		
Self-Colored						
RMA050	1/2	13	0.500	2.500	0.58	4,300
RMA063	5/8	16	0.630	3.000	1.00	5,650
RMA075	3/4	20	0.750	4.000	2.00	8,600
RMA088	7/8	22	0.880	4.000	2.83	13,200
RMA100	1	26	1.000	4.000	3.40	19,000
RMA125	1-1/4	32	1.250	5.000	7.50	24,000
RMA150	1-1/2	38	1.500	6.000	12.00	37,000
RMA175	1-3/4	45	1.750	7.000	20.00	49,000
RMA200	2	50	2.000	8.000	29.00	60,000



## Standard Alloy S-Hooks

Alloy components are 8620 or 4130 alloy steel.



Stock #	Trade Size (Inches)	Dimensions (Inches)				Lbs. Per Each	Working Load Limit (Lbs.)
		A	B	C	D		
Self-Colored							
SHA0312	5/16	0.310	2.750	0.750	0.380	0.25	325
SHA0375	3/8	0.380	4.130	1.130	0.560	0.30	425
SHA0500	1/2	0.500	5.500	1.500	0.750	1.00	775
SHA0625	5/8	0.630	7.000	1.880	0.940	1.40	1,225
SHA0750	3/4	0.750	8.250	2.250	1.130	2.30	1,750
SHA0875	7/8	0.880	9.500	2.630	1.310	3.00	2,400
SHA1000	1	1.000	11.000	3.000	1.500	5.50	3,000
SHA1250	1-1/4	1.250	13.750	3.750	1.880	9.90	4,900
SHA1500	1-1/2	1.500	16.500	4.500	2.250	16.60	7,000
SHA1750	1-3/4	1.750	19.250	5.250	2.630	26.50	9,600
SHA2000	2	2.000	22.000	6.000	3.000	39.00	12,500
SHA2250	2-1/4	2.250	24.000	6.750	3.380	50.00	15,750
SHA2500	2-1/2	2.500	27.500	7.500	3.750	70.00	19,500
SHA2750	2-3/4	2.750	30.500	8.250	4.130	95.00	23,500





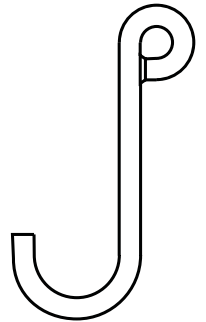
## Standard Alloy J-Hooks

Alloy components are 8620 or 4130 alloy steel.

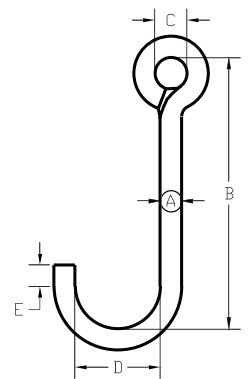
Stock # (Self-Colored)			Trade Size (Inches)	Dimensions (Inches)					Lbs. Per Each	*WLL (Lbs.)
Style A	Style B	Style C		A	B	C	D	E		
JAA031	JBA031	JCA031	5/16	0.310	5.000	0.750	1.250	0.250	0.40	250
JAA038	JBA038	JCA038	3/8	0.380	6.000	0.750	1.500	0.380	0.42	350
JAA050	JBA050	JCA050	1/2	0.500	8.000	0.750	2.000	0.500	1.17	650
JAA063	JBA063	JCA063	5/8	0.630	9.000	1.000	2.500	0.630	1.50	850
JAA075	JBA075	JCA075	3/4	0.750	10.000	1.000	3.000	0.750	4.00	1,200
JAA088	JBA088	JCA088	7/8	0.880	12.000	1.000	3.500	0.880	5.00	1,500
JAA100	JBA100	JCA100	1	1.000	14.000	1.250	4.000	1.000	6.50	2,000
JAA113	JBA113	JCA113	1-1/8	1.130	15.000	1.250	4.500	1.120	7.90	2,250
JAA125	JBA125	JCA125	1-1/4	1.250	16.000	1.500	5.000	1.250	11.50	2,750
JAA138	JBA138	JCA138	1-3/8	1.380	17.000	1.500	5.500	1.380	14.20	3,000
JAA150	JBA150	JCA150	1-1/2	1.500	18.000	2.000	6.000	1.500	17.50	3,500
JAA175	JBA175	JCA175	1-3/4	1.750	20.000	2.500	7.000	1.750	27.50	4,000
JAA200	JBA200	JCA200	2	2.000	24.000	3.000	8.000	2.000	42.10	5,000

*\*Working Load Limit is based on bearing point to bearing point pull.*

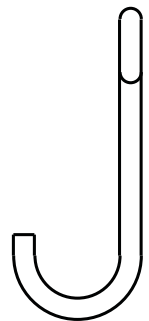
STYLE A



STYLE B



STYLE C

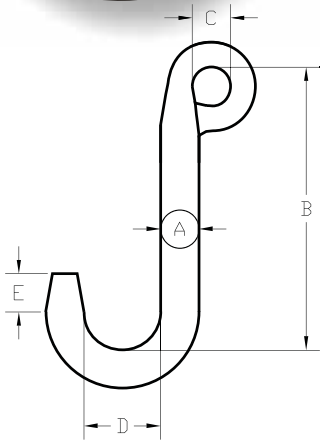


**WARNING** Do not exceed Working Load Limits (WLL)! See the SAFETY GUIDELINES section before using these products. Pages 150 - 155.



## Standard Alloy Foundry Sorting Hooks

Alloy components are 8620 or 4130 alloy steel.

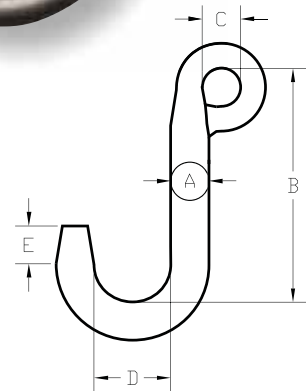


Stock #	Chain Size (Inches)	Dimensions (Inches)					Lbs. Per Each	Working Load Limit (Lbs.)
		A	B	C	D	E		
FSA050	9/32	0.500	6.000	0.750	2.500	0.750	0.75	500
FSA063	9/32	0.630	8.500	0.750	3.500	1.500	1.40	800
FSA075	9/32	0.750	8.500	0.750	3.500	1.500	2.00	1,300
FSA081	3/8	0.810	8.500	0.880	3.500	1.500	2.67	1,600
FSA100	3/8	1.000	8.500	1.000	4.000	1.750	3.70	2,500
FSA113	3/8	1.130	8.500	1.000	4.000	2.000	5.00	3,500
FSA125	1/2	1.250	8.500	1.250	4.000	2.000	7.00	4,500
FSA150	1/2	1.500	8.500	1.250	5.000	1.500	9.50	6,000



## Standard Alloy Foundry Sorting Hooks - Short Version

Alloy components are 8620 or 4130 alloy steel.



Stock #	Chain Size (Inches)	Dimensions (Inches)					Lbs. Per Each	Working Load Limit (Lbs.)
		A	B	C	D	E		
FSA050S	9/32	0.500	6.000	0.750	3.000	1.500	1.33	450
FSA063S	9/32	0.630	6.000	0.750	3.000	1.500	2.00	900
FSA075S	9/32	0.750	6.000	0.750	3.000	1.500	2.30	1,400
FSA081S	3/8	0.810	6.000	0.880	3.000	1.500	2.88	2,000
FSA100S	3/8	1.000	6.000	1.000	3.000	1.500	3.80	3,000
FSA113S	3/8	1.130	6.000	1.000	3.000	1.500	4.70	4,000
FSA125S	1/2	1.250	6.000	1.250	3.000	1.500	6.30	5,500



Do not exceed Working Load Limits (WLL)! See the SAFETY GUIDELINES section before using these products. Pages 150 - 155.



## Grade 50 Stainless Chain

Stock #	Trade Size (Inches)	Wire Dia. (Inches)	Inside Link Dim. (Inches)		Ft. Per Drum	Lbs. Per Foot	Working Load Limit	
			Length (Nominal)	Width (Min.)			Lbs.	Kgs.
CHS012	1/8	0.130	0.890	0.290	1,000	0.22	375	170
CHS019	3/16	0.190	0.950	0.400	800	0.40	1,200	544
CHS025	1/4	0.250	1.000	0.500	400	0.71	2,000	907
CHS031	5/16	0.310	1.100	0.500	275	1.05	2,850	1,293
CHS038	3/8	0.380	1.230	0.630	200	1.50	3,550	1,610
CHS050	1/2	0.500	1.500	0.810	200	2.70	6,500	2,948
CHS063	5/8	0.630	1.870	1.000	150	3.71	9,500	4,309
CHS075	3/4	0.750	2.120	1.130	---	5.80	15,000	6,804
CHS100	1	1.000	3.580	1.370	---	8.53	22,500	10,206

## Chain Sling Working Load Limit Specifications

Grade 50 Stainless Steel Chain			
Chain Size Inches	Single Leg @ 90°	Double Leg @ 60°	Triple & Quad Leg @ 60°
3/16	1,200	2,075	2,850
1/4	1,250	2,150	3,225
5/16	1,900	3,275	---
3/8	2,650	4,575	6,875
1/2	4,500	7,775	11,675
5/8	6,000	10,375	15,575
3/4	10,000	17,300	25,975

- DO NOT** load an assembly in excess of the rated working load limits in the chart above.
- DO NOT** put an unequal load on one leg of a sling. Distribute the load evenly.
- DO NOT** expose assembly to impact, rapid lifts or sudden stops.
- DO NOT** tie knots or allow chains to become twisted.
- DO NOT** use chain that appears to be defective, worn or damaged.
- DO NOT** fasten chain over sharp corners or edges. Protect with padding.
- DO NOT** tip load hooks. The latch must NEVER support the load.

When using non-cradle or non-shortening grab hooks in a shortening or choker application, the Working Load Limit (WLL) of the sling must be reduced by 20% Reference the **Safety Guidelines** section of this catalog for more information.



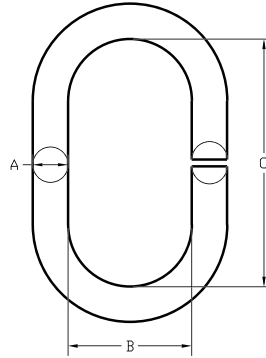
Do not exceed Working Load Limits (WLL)! See the SAFETY GUIDELINES section before using these products. Pages 150 - 155.

## 316 Stainless Steel V-Notch Coupling Links

V-Notch coupling links are electropolished and ready for welding.

Stock #	Chain Size		Dimensions (Inches)			Lbs. Per Each
	Inches	MM	A	B	C	
CS031	3/16	5.5	0.310	0.630	1.250	0.10
CS038	9/32	7	0.380	0.880	1.500	0.16
CS044	5/16	8	0.440	0.940	1.750	0.25
CS050	3/8	10	0.500	1.000	2.000	0.36
CS063	1/2	13	0.630	1.500	2.500	0.74
CS075	5/8	16	0.750	1.500	3.000	1.21
CS088	3/4	20	0.880	2.000	3.500	2.01
CS100	7/8	22	1.000	2.250	4.500	3.17
CS125	1	26	1.250	2.500	5.000	5.62

**NOT FOR OVERHEAD LIFTING.**

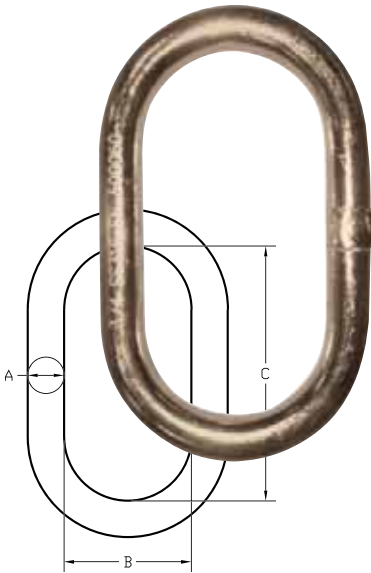


## 316 Stainless Steel Oblong Master Links

Welded, electropolished and proof tested.



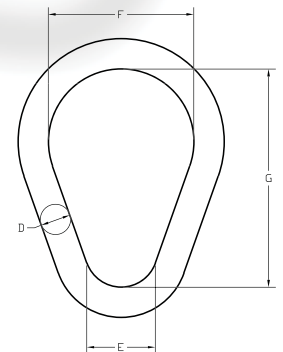
Stock #	Trade Size		Dimensions (Inches)			Lbs. Per Each	Working Load Limit (Lbs.)
	Inches	MM	A	B	C		
OMS038	3/8	10	0.380	2.000	4.000	0.42	750
OMS050	1/2	13	0.500	2.500	5.000	0.94	2,150
OMS063	5/8	16	0.630	2.750	5.500	1.63	2,850
OMS075	3/4	20	0.750	3.000	6.000	2.50	4,600
OMS100	1	26	1.000	3.500	7.000	5.40	7,800
OMS125	1-1/4	32	1.250	4.000	8.000	8.75	11,800
OMS150	1-1/2	38	1.500	5.250	10.500	17.00	18,600



## 316 Stainless Steel Pear Shape Master Links

Welded, electropolished and proof tested.

Stock #	Trade Size		Dimensions (Inches)				Lbs. Per Each	Working Load Limit (Lbs.)
	Inches	MM	D	E	F	G		
PMS038	3/8	10	0.380	1.000	2.000	4.000	0.30	750
PMS050	1/2	13	0.500	1.250	2.500	5.000	0.80	2,150
PMS063	5/8	16	0.630	1.380	2.750	5.500	1.50	2,850
PMS075	3/4	20	0.750	1.500	3.000	6.000	2.10	4,600
PMS100	1	26	1.000	2.000	4.000	8.000	5.10	7,800
PMS125	1-1/4	32	1.250	3.000	6.000	9.000	9.60	11,800
PMS150	1-1/2	38	1.500	5.000	7.000	10.500	16.50	18,600



Do not exceed Working Load Limits (WLL)! See the SAFETY GUIDELINES section before using these products. Pages 150 - 155.



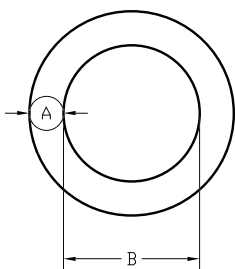
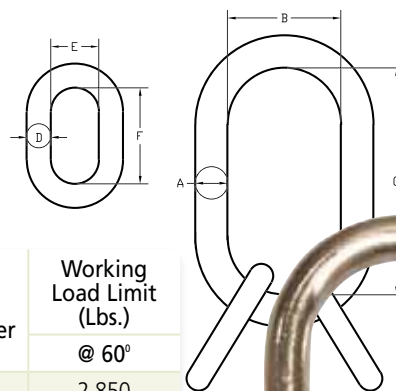
# PEERLESS CUSTOM LIFTING COMPONENTS

## 316 Stainless Steel Sub-Assemblies



Welded, electropolished and proof tested.

Stock #	Chain Size		Dimensions (Inches)						Lbs. Per Each	Working Load Limit (Lbs.) @ 60°
	In.	MM	A	B	C	D	E	F		
SMS019	3/16	5.5	0.630	2.750	5.500	0.380	0.880	1.500	2.00	2,850
SMS025	1/4	6	0.750	3.000	6.000	0.500	1.000	2.000	2.90	3,225
SMS038	3/8	10	1.000	3.500	7.000	0.750	1.500	3.000	7.10	6,875
SMS050	1/2	13	1.250	4.000	8.000	0.880	2.000	3.500	12.50	11,675
SMS063	5/8	16	1.500	5.250	10.500	1.120	2.500	5.000	15.00	15,575



## 316 Stainless Steel Round Rings

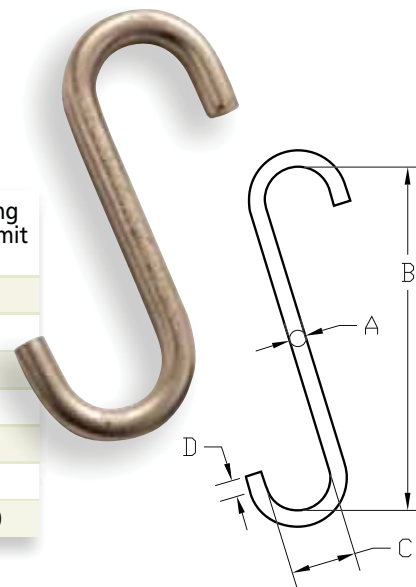
Welded, electropolished and proof tested.

Stock #	Trade Size		Dimensions (Inches)		Lbs. Per Each	Working Load Limit (Lbs.)
	Inches	MM	A	B		
RMS038	3/8	10	0.380	2.000	0.23	750
RMS050	1/2	13	0.500	2.500	0.62	1,300
RMS063	5/8	16	0.630	3.000	1.20	1,850
RMS075	3/4	20	0.750	4.000	2.00	2,800
RMS100	1	26	1.000	4.000	4.00	5,650
RMS125	1-1/4	32	1.250	5.000	7.80	7,650
RMS150	1-1/2	38	1.500	6.000	13.40	9,700



## 316 Stainless Steel S-Hooks

Stock #	Trade Size	Dimensions (Inches)				Lbs. Per Each	Working Load Limit (Lbs.)
	Inches	A	B	C	D		
SS025	1/4	0.250	2.750	0.750	0.380	0.07	75
SS038	3/8	0.380	4.130	1.130	0.560	0.33	165
SS050	1/2	0.500	5.500	1.500	0.750	0.59	325
SS063	5/8	0.630	7.000	1.880	0.940	1.24	500
SS075	3/4	0.750	8.250	2.250	1.130	2.31	660
SS088	7/8	0.880	9.630	2.630	1.310	3.05	900
SS100	1	1.000	11.000	3.000	1.500	4.45	1,060



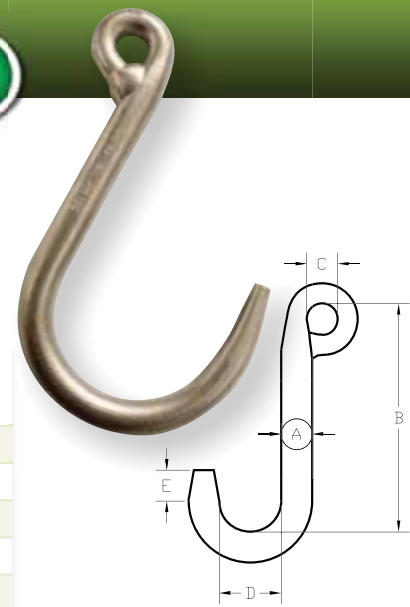
Do not exceed Working Load Limits (WLL)! See the SAFETY GUIDELINES section before using these products. Pages 150 - 155.



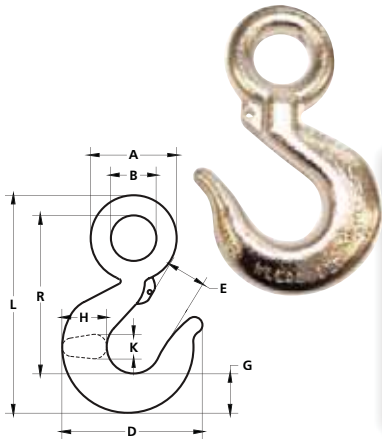
## 316 Stainless Steel Foundry Sorting Hooks

Welded, electropolished and proof tested.

Stock #	Trade Size (Inches)	Dimensions (Inches)					Lbs. Per Each	Working Load Limit (Lbs.)
		A	B	C	D	E		
SFS050	1/2	0.500	6.000	0.560	3.000	1.500	0.70	200
SFS063	5/8	0.630	6.000	0.560	3.000	1.500	1.10	300
SFS075	3/4	0.750	6.000	0.750	3.000	1.500	2.00	500
SFS100	1	1.000	6.000	0.750	3.000	1.500	3.00	900
SFS125	1-1/4	1.250	6.000	1.000	3.000	1.500	5.00	1,500



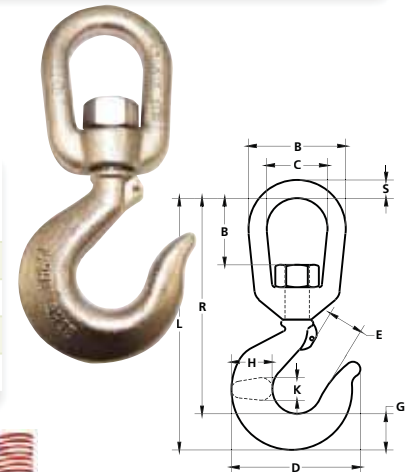
## 316 Stainless Steel Eye Sling Hooks



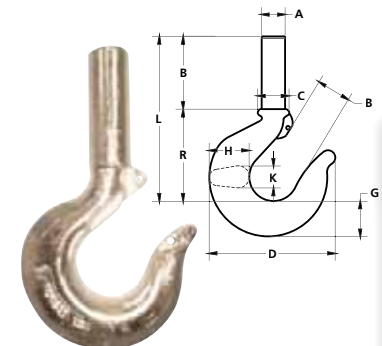
Stock #	Dimensions (Inches)										Lbs. Per Ea.	Working Load Limit (Lbs.)
	A	B	D	E	G	H	L	K	R			
RS25	1.500	0.750	3.000	0.880	0.880	0.880	4.380	0.560	3.190	0.60	1,250	
RS38	2.130	1.130	4.000	1.130	1.130	1.440	5.690	0.810	4.090	1.50	2,650	
RS50	2.500	1.250	4.690	1.250	1.340	1.750	6.690	1.130	4.690	2.50	4,500	
RS63	3.060	1.560	5.060	1.530	1.440	1.630	7.970	1.310	5.790	4.00	6,000	
RS75	3.880	2.000	6.500	1.810	1.810	2.060	10.130	1.750	7.320	7.30	10,000	

## 316 Stainless Steel Swivel Hooks

Stock #	Dimensions (Inches)											Lbs. Per Ea.	WLL (Lbs.)
	A	B	C	D	E	G	H	K	L	R	S		
SWS2	2.000	1.000	1.180	3.000	0.930	0.880	0.880	0.560	5.000	4.380	0.380	0.69	1,000
SWS3	2.500	1.380	1.380	3.190	1.060	0.880	0.970	0.630	5.500	5.250	0.500	1.40	1,500
SWS4	2.500	1.380	1.380	3.560	1.130	1.060	1.120	0.720	6.250	5.630	0.500	1.60	2,000
SWS5	3.000	1.630	1.690	3.880	1.250	1.200	1.310	0.810	6.970	6.500	0.630	1.80	2,500



## 316 Stainless Steel Shank Hooks



Stock #	Dimensions (Inches)											Lbs. Per Ea.	WLL (Lbs.)
	A	B	C	D	E	G	H	K	L	R			
SHS2	0.560	2.000	0.690	3.000	0.930	0.880	0.880	0.560	5.000	2.310	0.64	1,000	
SHS3	0.610	2.250	0.750	3.190	1.060	0.880	0.970	0.630	5.500	2.440	0.88	1,500	
SHS4	0.720	2.500	0.880	3.560	1.130	1.060	1.120	0.720	6.250	2.750	1.10	2,000	
SHS5	0.840	2.700	1.000	3.880	1.250	1.200	1.310	0.810	6.970	3.060	1.80	2,500	



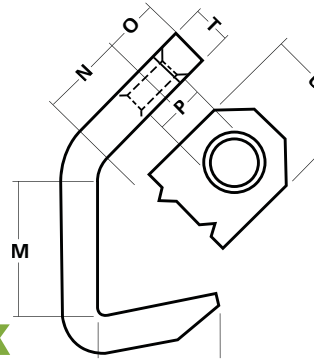
Do not exceed Working Load Limits (WLL)! See the SAFETY GUIDELINES section before using these products. Pages 150 - 155.



# PEERLESS CUSTOM LIFTING COMPONENTS

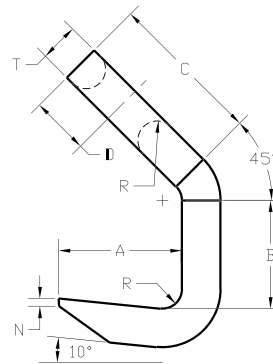
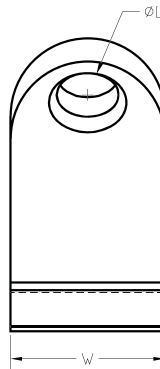
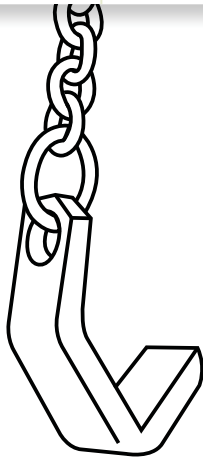


## Accoloy® Plate Hook



Accoloy Plate Hooks are designed for the most popular chain sizes - 9/32", 3/8", 1/2", 5/8" and 7/8". They are proof tested to the same values as the corresponding chain - therefore, the same working load limit applies. Fabricated from alloy steel, Plate Hooks can be furnished on Registered Slings as well as with various chain assemblies. Accoloy Plate Hooks are intended for use in handling plates, flats and structurals.

Stock #	Chain Size		Dimensions (Inches)							Lbs. Per Each	WLL (Lbs.)
	Inches	MM	L	M	N	O	P	T	U		
593400400	9/32	7	2.000	2.000	1.500	0.813	0.875	0.750	2.000	2.4	3,500
593400600	3/8	10	2.625	3.000	1.875	1.063	1.125	0.750	2.250	4.6	7,100
593400800	1/2	13	3.500	4.000	2.500	1.375	1.500	1.000	3.000	10.6	12,000
593401000	5/8	16	4.375	5.000	3.125	1.750	1.875	1.250	3.750	20.7	18,100
593401200	3/4	20	5.188	6.000	3.750	2.125	2.500	1.500	4.500	36.7	28,300
593401400	7/8	22	6.000	7.000	4.500	2.438	2.625	1.750	5.250	52.6	34,200



## Standard Plate Hook



Stock #	Chain Size		Dimensions (Inches)										Lbs. Per Each	WLL (Lbs.)
	Inches	MM	A	B	C	D	L	M	N	T	W	R		
PHA028	9/32	7	2.000	1.750	2.500	0.930	1.000	3.680	0.120	0.630	2.500	0.310	2.8	4,200
PHA038	3/8	10	2.625	3.000	4.310	1.180	1.120	6.380	0.180	0.750	2.750	0.380	5.7	7,400
PHA050	1/2	13	3.500	4.000	4.380	1.500	1.500	7.370	0.250	1.000	3.500	0.500	13.0	13,000
PHA063	5/8	16	4.375	5.000	5.430	1.870	1.880	9.250	0.310	1.250	5.000	0.630	26.5	20,400
PHA075	3/4	20	5.188	6.000	6.500	2.380	2.250	10.880	0.380	1.500	5.750	0.750	42.0	30,000
PHA088	7/8	22	6.000	7.000	7.630	2.500	2.630	13.680	0.430	1.750	6.000	1.000	65.0	40,000



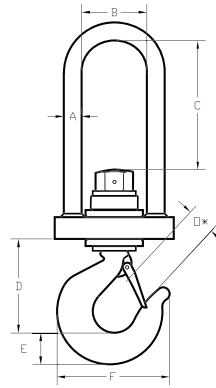
Do not exceed Working Load Limits (WLL)!  
See the SAFETY GUIDELINES section before using these products. Pages 150 - 155.

# CUSTOM LIFTING



## Insulated Swivel Hook

Reduce costly handling during welding operations. Avoid shorted fork-lift batteries. Electrically insulated, the insulated hook eliminated current flow that can damage hoists and lifting equipment. Free running bearing allows easy work positioning. Use wherever electrical potentials present a hazard. Safe up to 2,000 volts and 225°F.  
\*Uses SKF bearing for free turning.



Stock #	Dimensions (Inches)							Lbs. Per Each	WLL (Lbs.)
	A	B	C	D	E	D	O*		
IS-4000	0.630	2.250	4.380	2.750	1.150	4.120	1.120	6.0	4,000
IS-8000	0.750	2.500	5.000	3.880	1.430	4.940	1.340	8.8	8,000
IS-12000	1.000	3.000	6.500	4.750	1.810	6.500	1.780	20.0	12,000
IS-20000	1.380	4.000	7.630	6.430	2.560	8.680	2.250	50.0	20,000
IS-40000	1.750	6.000	10.380	9.500	3.630	13.630	3.630	136.0	40,000

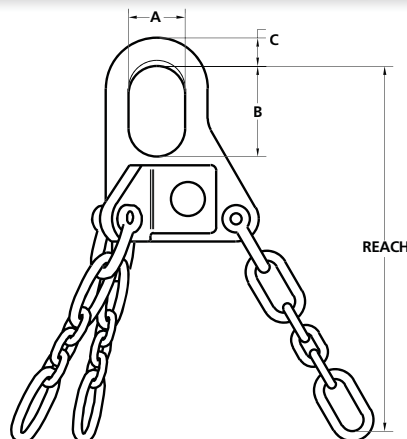
\*Dimension O is clearance under safety latch

## Magnet Stead-i Bails w/Chain Assembly

Stock #	Chain Size		Reach	Dimensions (Inches)						# of Links	Magnet Dia. (Inches)	Lbs. Per Each	WLL (Lbs.)
	Inches	MM		A	B	C	D	E	F				
MGB075	3/4	20	34.000	5.000	7.000	2.500	0.880	2.000	5.000	3	up to 43	175	65,000
MGB100	1	26	42.000	7.000	10.000	3.500	1.250	2.500	6.000	3	44 to 60	399	110,000
MGB125	1-1/4	32	52.000	8.000	12.000	4.000	1.500	3.250	8.000	3	60 and over	615	150,000

## Replacement Chains

Stock #	Chain Size (Inches)	Stock # to Fit	# of Links	Reach (Inches)	Material Dia. (Inches)	End Link Width (Inches)	End Link Length (Inches)
MGBCH075	3/4	MGB075	3	17.130	0.880	2.000	5.000
MGBCH100	1	MGB100	3	18.250	1.250	2.500	6.000
MGBCH125	1-1/4	MGB125	3	23.630	1.500	3.250	8.000






# MAGNET CHAIN ASSEMBLIES

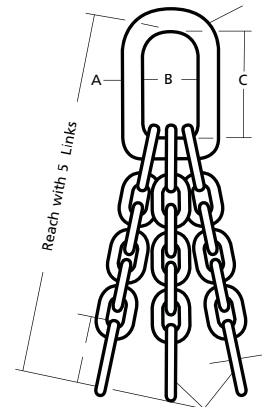
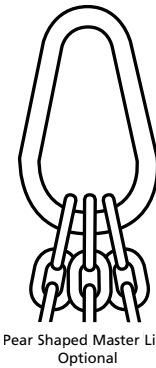
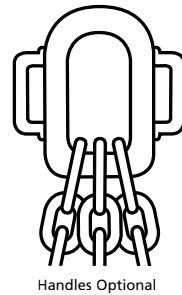


## Accoloy® Standard Magnet Chains



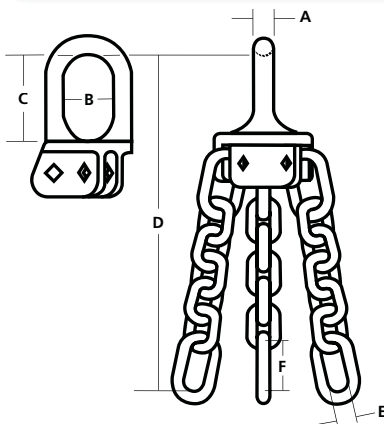
Stock #	Chain Size		Master Link Dimensions (Inches)			Sublink Dimensions (Inches)			*Reach (5 Links)	Magnet Dia.	Lbs. Per Ea.	WLL (Lbs.) @ 60°
	In.	MM	A	B	C	A	B	C				
537301000	5/8	16	1.750	6.000	10.000	0.875	2.250	5.500	30.625	up to 40	46	47,000
537301200	3/4	20	2.000	6.000	10.000	1.000	2.500	6.000	34.000	up to 45	66	73,500
537301400	7/8	22	2.250	6.500	11.500	1.000	2.500	6.000	36.875	up to 48	90	88,900
537301600	1	26	2.250	6.500	11.500	1.250	3.000	7.000	40.000	up to 60	122	123,900
537302000	1-1/4	32	2.500	6.500	12.750	1.500	3.000	7.000	45.500	60 & over	194	187,800

\*Special order reaches available



## Accoloy® Steady-Lift Magnetic Chains (3 Point Suspension)

Stock #	Chain Size		Dimensions (Inches)						# of Links	Magnet Dia. (Inches)	Lbs. Per Each	WLL (Lbs.)
	Inches	MM	A	B	C	D (Reach)	E	F				
537101600	1	26	2.250	7.000	12.000	43.000	3.000	7.000	5	up to 60	235	100,000
537102000	1-1/4	32	2.500	7.000	12.000	55.000	3.000	7.000	7	60 and over	375	150,000



**Eliminates Costly Down Time With Lift After Lift, Built-In Dependability.**

- **Ease of Use** - Designed so bail stands up while chain rests on floor, there is no wrestling with the bail for hook-up.
- **Balanced Loading** - Three point suspension offers superior stability.
- **Wearability** - Engineered and built for increased service life, with heat treated bail, pins, alloy chain and end links.
- **Less Down Time** - Easy inspection, replaceable pins, legs and bail mean more time on the job and fewer off-site repairs.

### Replacement Parts

Magnet Chain Size (Inches)	Pin	Leg	Yoke
1	537101630	537101620	537101610
1-1/4	537102030	537102020	537102010



Do not exceed Working Load Limits (WLL)! See the SAFETY GUIDELINES section before using these products. Pages 150 - 155.

# CUSTOM LIFTING



## Economy Tong



Stock #	Grip Range (Inches)	Ring ID (Inches)	Lbs. Per Each	WLL (Lbs.)
ET1004	0 - 4	2.5	6.0	1,000
ET1548	4 - 8	3.0	12.0	1,500
ET20812	8 - 12	4.0	28.0	2,000



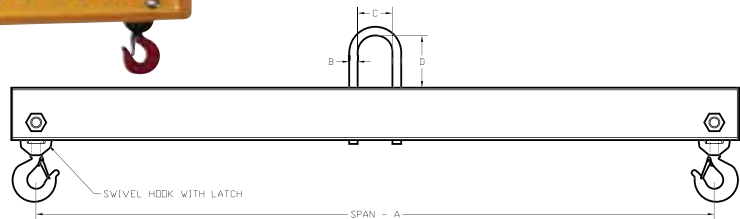
## Safe-Grip Bar Tong



Stock #	Grip Range (Inches)	Working Height (Inches)	Lbs. Per Each	WLL (Lbs.)
BT1004	0 - 4	13.8	11.0	1,000
BT4007	4 - 7	21.5	28.0	4,000



## Standard Lifting Beam



Stock #	Span - "A"										Upper Bail			Swivel Hook (Ton/ Material)	WLL (Lbs.)	
	5 Ft.	8 Ft.	10 Ft.	12 Ft.	15 Ft.	20 Ft.	Dimensions (Inches)									
Lbs. Per Each	Lbs. Per Each	Lbs. Per Each	Lbs. Per Each	Lbs. Per Each	Lbs. Per Each	Lbs. Per Each	B	C	D							
ES15	60	ES18	88	ES110	114	ES112	165	ES115	211	ES120	332	0.63	2	4	1 / Carbon	1,000
ES25	65	ES28	119	ES210	175	ES212	205	ES215	318	ES220	429	0.75	2.5	5	1 / Carbon	2,000
ES45	102	ES48	200	ES410	232	ES412	320	ES415	463	ES420	681	1	3	6	1.5 / Carbon	4,000
ES65	120	ES68	212	ES610	292	ES612	374	ES615	517	ES620	785	1.13	4	8	1.5 / Carbon	6,000
ES85	142	ES88	250	ES810	333	ES812	435	ES815	639	ES820	1,051	1.13	4	8	2 / Carbon	8,000
ES105	189	ES108	290	ES1010	390	ES1012	512	ES1015	848	ES1020	1,117	1.38	4	8	3 / Alloy	10,000
ES155	224	ES158	392	ES1510	594	ES1512	686	ES1515	1,216	ES1520	1,751	1.5	5	10	4.5 / Alloy	15,000
ES205	293	ES208	535	ES2010	628	ES2012	1,008	ES2015	1,411	ES2020	1,788	1.75	5	10	5 / Carbon	20,000
ES305	446	ES308	787	ES3010	1,056	ES3012	1,207	ES3015	1,580	ES3020	2,474	2	6	12	7.5 / Carbon	30,000
ES405	316	ES408	736	ES4010	909	ES4012	1,155	ES4015	1,877	ES4020	3,169	2.5	6	14	11 / Alloy	40,000
ES505	439	ES508	742	ES5010	973	ES5012	1,463	ES5015	2,436	ES5020	3,422	2.75	7	16	15 / Alloy	50,000

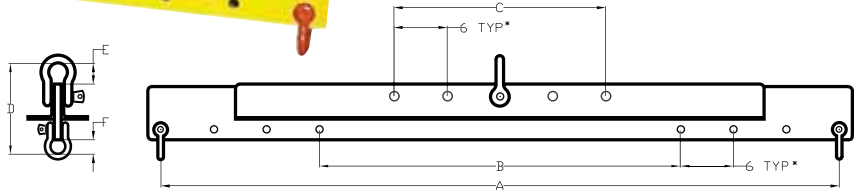


Do not exceed Working Load Limits (WLL)! See the SAFETY GUIDELINES section before using these products. Pages 150 - 155.

# PEERLESS CUSTOM LIFTING DEVICES



## Universal Spreader System\*



Stock #	Dimensions (Inches)									Lbs. Per Each	WLL (Lbs.)
	Max. Spread	Min. Spread	Bail Adj. Range	Headroom	Upper Shackle Clearance	Lower Shackle Clearance	Upper Shackle Trade Size	Lower Shackle Trade Size			
UNV023	36	18	12	5.10	1.25	0.85	7/16	1/4	20.0	250	
UNV054	46	22	16	5.70	1.35	1.34	1/2	7/16	25.0	500	
UNV160	72	36	24	6.88	1.35	1.34	1/2	7/16	65.0	1,000	
UNV260	72	36	24	7.34	2.02	1.35	3/4	1/2	115.0	2,000	
UNV460	77	41	24	10.50	2.43	1.63	7/8	5/8	195.0	4,000	
UNV880	96	48	24	12.25	2.94	1.78	1-1/8	3/4	300.0	8,000	
UNV1010	116	56	24	14.65	3.50	1.65	1-3/8	3/4	600.0	10,000	
UNV1312	140	68	36	17.13	4.00	2.02	1-1/2	7/8	880.0	13,500	

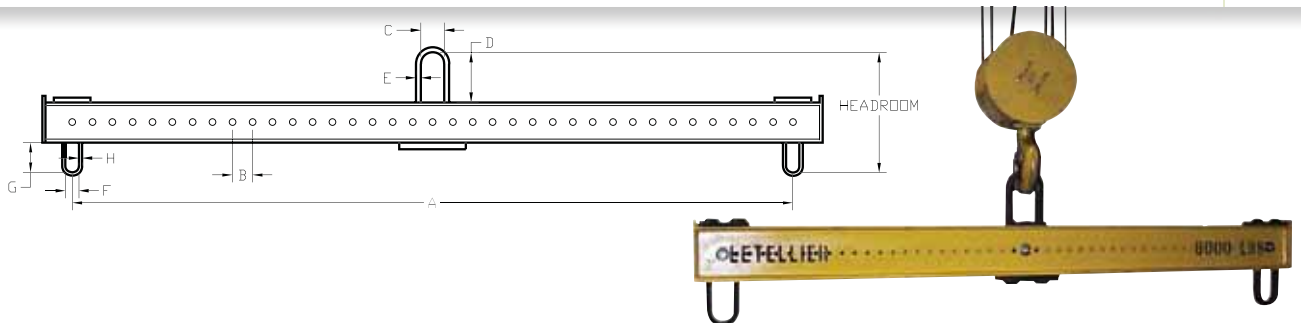
\*Supplied with (1) upper and (2) lower Screw Pin Anchor Shackles.



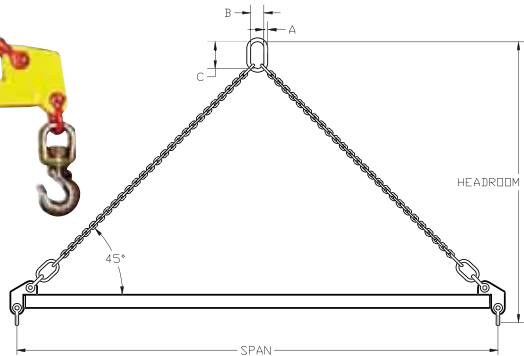

## Adjustable Spreader Beam\*

Stock #	Dimensions (Inches)										Lbs. Per Each	WLL (Lbs.)
	Reach	Bail Adj. Range	Headroom Required	Upper Bails			Lower Bails					
				C	D	E	F	G	H			
AB250	72	2	12	2.50	5.00	0.75	1.50	3.00	0.50	90	2,500	
AB400	72	2	15	3.00	6.00	1.00	2.00	4.00	0.75	177	4,000	
AB800	96	2	22	4.00	8.00	1.25	3.00	6.00	1.00	289	8,000	
AB1000	120	2	26	5.00	10.00	1.50	3.00	6.00	1.00	523	10,000	

\*Lower bail attachments available.



**WARNING** Do not exceed Working Load Limits (WLL)! See the SAFETY GUIDELINES section before using these products. Pages 150 - 155.



## Sling Style Spreader Beam

### 5 Foot, 8 Foot, 10 Foot Lengths\*

Dimensions (Inches)									Trade Size (Inches)		Upper Bail Dimensions (Inches)			Swivel Hook (Ton/ Material)	WLL (Lbs.)
5 Ft.			8 Ft.			10 Ft.									
Stock #	Head-room (Inches)	Lbs. Per Ea.	Stock #	Head-room (Inches)	Lbs. Per Ea.	Stock #	Head-room (Inches)	Lbs. Per Ea.	Upper Shackle	Lower Shackle	A	B	C		
USB0405	38	35	USB0408	56	66	USB0410	68	80	1/2	3/8	0.63	3.00	6.00	1.0 / Alloy	4,000
USB0605	38	47	USB0608	56	83	USB0610	68	101	5/8	1/2	0.75	2.75	5.50	1.5 / Alloy	6,000
USB0405	38	50	USB0408	56	88	USB0410	69	141	5/8	1/2	0.75	2.75	5.50	2.0 / Alloy	8,000
USB1205	40	66	USB1208	58	124	USB1210	70	148	3/4	5/8	1.00	3.50	7.00	3.0 / Alloy	12,000
USB2005	43	134	USB2008	61	185	USB2010	73	210	1	7/8	1.25	4.38	8.75	5.0 / Alloy	20,000
USB2805	45	173	USB2808	63	276	USB2810	75	320	1-1/4	1	1.50	5.25	10.50	7.0 / Alloy	28,000
USB3805	46	226	USB3808	64	347	USB3810	76	402	1-3/8	1-1/8	1.50	5.25	10.50	11.0 / Alloy	38,000
USB4805	47	266	USB4808	66	389	USB4810	78	511	1-1/2	1-1/4	1.75	6.00	12.00	15.0 / Alloy	48,000
USB6805	52	378	USB6808	71	596	USB6810	83	769	1-3/4	1-1/2	2.25	8.00	16.00	22.0 / Alloy	68,000

\*Lbs Per Each = Beam only (no rigging)

## 12 Foot, 15 Foot, 20 Foot Lengths\*

Dimensions (Inches)									Trade Size (Inches)		Upper Bail Dimensions (Inches)			Swivel Hook (Ton/ Material)	WLL (Lbs.)
12 Ft.			15 Ft.			20 Ft.									
Stock #	Head-room (Inches)	Lbs. Per Ea.	Stock #	Head-room (Inches)	Lbs. Per Ea.	Stock #	Head-room (Inches)	Lbs. Per Ea.	Upper Shackle	Lower Shackle	A	B	C		
USB0412	80	116	USB0415	98	143	USB0420	129	258	1/2	3/8	0.63	3.00	6.00	1.0 / Alloy	4,000
USB0612	80	162	USB0615	98	199	USB0620	129	260	5/8	1/2	0.75	2.75	5.50	1.5 / Alloy	6,000
USB0412	81	166	USB0415	99	202	USB0420	129	260	5/8	1/2	0.75	2.75	5.50	2.0 / Alloy	8,000
USB1212	82	173	USB1215	100	286	USB1220	131	344	3/4	5/8	1.00	3.50	7.00	3.0 / Alloy	12,000
USB2012	85	242	USB2015	103	390	USB2020	134	611	1	7/8	1.25	4.38	8.75	5.0 / Alloy	20,000
USB2812	88	335	USB2815	106	520	USB2820	136	772	1-1/4	1	1.50	5.25	10.50	7.0 / Alloy	28,000
USB3812	88	457	USB3815	107	629	USB3820	137	908	1-3/8	1-1/8	1.50	5.25	10.50	11.0 / Alloy	38,000
USB4812	90	576	USB4815	109	768	USB4820	139	1,179	1-1/2	1-1/4	1.75	6.00	12.00	15.0 / Alloy	48,000
USB6812	95	867	USB6815	113	1014	USB6820	144	1,286	1-3/4	1-1/2	2.25	8.00	16.00	22.0 / Alloy	68,000

\*Lbs Per Each = Beam only (no rigging)

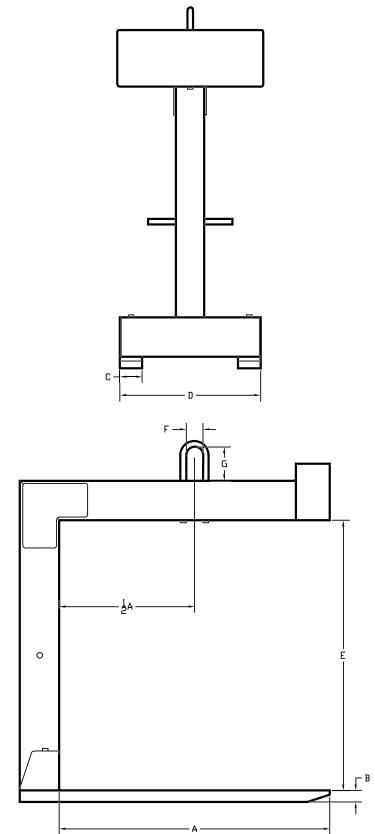


Do not exceed Working Load Limits (WLL)!  
See the SAFETY GUIDELINES section before using these products. Pages 150 - 155.



## Fixed Fork Pallet Lifter

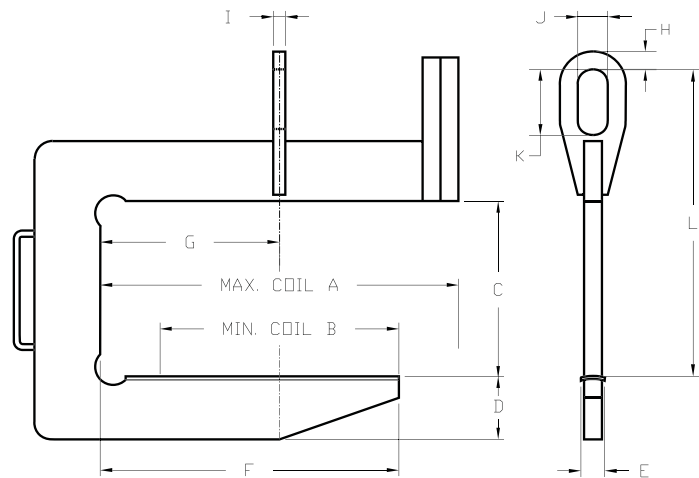
Stock #	Dimensions (Inches)					Lift Bail (Inches)			Lbs. Per Each	WLL (Lbs.)
	Fork Length	Fork Height	Fork Width	Overall Width	Inside Height	Dia.	F	G		
	A	B	C	D	E					
PL130	30	1.00	2.00	20	48	0.63	2.00	4.00	245	1,000
PL136	36	2.00	2.00	25	48	0.63	2.00	4.00	260	1,000
PL142	42	2.00	2.00	25	48	0.63	2.00	4.00	339	1,000
PL148	48	2.00	2.00	25	48	0.63	2.00	4.00	415	1,000
PL230	30	2.00	3.00	25	48	0.75	2.50	5.00	285	2,000
PL236	36	2.00	3.00	25	48	0.75	2.50	5.00	355	2,000
PL242	42	2.00	3.00	25	48	0.75	2.50	5.00	380	2,000
PL248	48	2.00	3.00	25	48	0.75	2.50	5.00	500	2,000
PL336	36	2.00	3.00	25	48	0.75	2.50	5.00	445	3,000
PL342	42	2.00	3.00	25	48	0.75	2.50	5.00	465	3,000
PL348	48	2.00	3.00	25	48	0.75	2.50	5.00	630	3,000
PL436	36	2.00	3.00	25	48	1.00	3.00	6.00	565	4,000
PL442	42	2.00	4.00	25	48	1.00	3.00	6.00	700	4,000
PL448	48	2.00	4.00	25	48	1.00	3.00	6.00	720	4,000
PL636	36	2.00	4.00	25	48	1.00	3.00	6.00	745	6,000
PL642	42	2.00	5.00	27	48	1.00	3.00	6.00	945	6,000
PL648	48	2.00	5.00	27	48	1.00	3.00	6.00	1,115	6,000
PL654	54	2.00	5.00	30	54	1.00	3.00	6.00	1,215	6,000
PL836	36	2.00	5.00	27	48	1.12	4.00	8.00	990	8,000
PL848	48	3.00	5.00	27	48	1.12	4.00	8.00	1,200	8,000
PL860	60	3.00	5.00	30	60	1.12	4.00	8.00	1,490	8,000
PL1042	42	3.00	5.00	27	48	1.38	5.00	10.00	1,400	10,000
PL1048	48	3.00	5.00	30	48	1.38	5.00	10.00	1,540	10,000
PL1054	54	3.00	5.00	32	54	1.38	5.00	10.00	1,770	10,000
PL1060	60	3.00	5.00	38	60	1.38	5.00	10.00	2,150	10,000
PL1548	48	3.00	7.00	30	48	1.50	5.00	10.00	2,350	15,000
PL1560	60	3.00	7.00	38	60	1.50	5.00	10.00	3,235	15,000
PL2048	48	3.00	7.00	30	48	1.75	5.00	10.00	2,960	20,000
PL2060	60	3.00	7.00	38	60	1.75	5.00	10.00	4,320	20,000
PL2072	72	3.00	8.00	44	60	1.75	5.00	10.00	5,720	20,000
PL3048	48	3.00	8.00	38	60	2.00	6.00	12.00	5,900	30,000
PL3060	60	3.00	9.00	38	60	2.00	6.00	12.00	6,385	30,000
PL3072	72	3.50	9.00	44	60	2.00	6.00	12.00	7,885	30,000
PL4060	60	3.50	10.00	38	60	2.50	6.00	14.00	7,600	40,000
PL4072	72	3.50	12.00	44	60	2.50	6.00	14.00	9,530	40,000



Do not exceed Working Load Limits (WLL)!  
See the SAFETY GUIDELINES section before using these products. Pages 150 - 155.

## C-Shape Coil Lifter

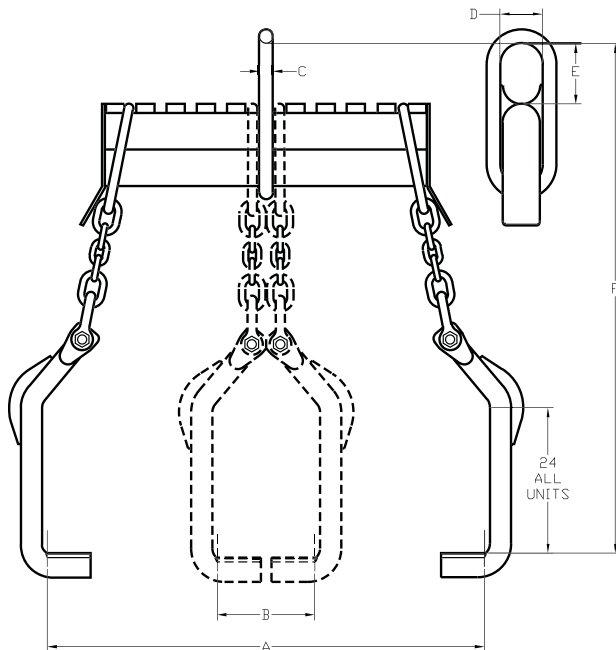
Stock #	Dimensions (Inches)												Lbs. Per Each	WLL (Lbs.)
	Max. Coil	Min. Coil	Inside Height	Ram Height	Ram Width	Ram Length	C/G Length	Bail Height	Bail Width	Bail Opening Width	Bail Opening Height	Head-Room		
	A	B	C	D	E	F	G	H	I	J	K	L		
CLD1036	36	24	24	6.13	4	30	18.50	1.25	1.25	4	10	40.75	440	10,000
CLD1048	48	30	24	6.88	4	39	24.50	1.25	1.25	4	10	41.50	550	10,000
CLD1060	60	36	24	4.63	4	48	30.50	1.25	1.25	4	10	42.50	790	10,000
CLD1536	36	24	24	6.88	4	30	48.50	1.50	1.50	4	10	41.75	580	15,000
CLD1548	48	30	24	4.63	4	39	24.50	1.50	1.50	4	10	42.50	730	15,000
CLD1560	60	36	24	8.38	4	48	30.50	1.50	1.50	4	10	43.25	1,010	15,000
CLD2036	36	24	24	7.88	4	30	48.50	1.75	1.75	5	10	43.00	710	20,000
CLD2048	48	30	24	8.38	4	39	24.50	1.75	1.75	5	10	43.50	940	20,000
CLD2060	60	36	24	9.13	4	48	30.50	1.75	1.75	5	10	44.25	1,140	20,000
CLD2072	72	42	24	9.88	4	57	36.50	1.75	1.75	5	10	45.00	1,520	20,000
CLD3048	48	30	30	9.38	4	39	24.50	2.00	2.00	5	10	50.75	1,300	30,000
CLD3060	60	36	30	10.13	4	48	30.50	2.00	2.00	5	10	51.50	1,710	30,000
CLD3072	72	42	34	10.88	4	57	36.50	2.00	2.00	5	10	52.25	2,010	30,000
CLD4048	48	30	34	10.38	4	39	24.50	2.25	2.25	6	14	60.00	1,760	40,000
CLD4060	60	36	34	11.38	4	48	30.50	2.25	2.25	6	14	61.00	2,100	40,000
CLD4072	72	42	34	11.88	4	57	36.50	2.25	2.25	6	14	61.50	2,590	40,000
CLD6060	60	36	34	12.63	4	48	30.50	2.50	2.50	6	18	66.50	2,910	60,000
CLD6072	72	42	34	12.88	4	57	36.50	2.50	2.50	6	18	66.75	3,690	60,000
CLD6084	84	48	34	13.88	4	66	42.50	2.50	2.50	6	18	67.75	4,290	60,000
CLD10072	72	42	36	15.38	5	57	36.50	3.00	3.00	7	20	73.75	5,480	100,000
CLD10084	84	48	36	16.38	5	66	42.50	3.00	3.00	7	20	74.75	6,250	100,000





## Dual Arm Coil Lifter

Stock #	Dimensions (Inches)			Lifting Bail Dimensions (Inches)			Lbs. Per Each	WLL (Lbs.)
	Max. Coil A	Min. Coil B	Overall Height F	C	D	E		
DACL1060	60	14	64	1.50	4.00	8.00	500	10,000
DACL2048	48	14	66	2.00	4.00	10.00	530	20,000
DACL2060	60	14	66	2.00	4.00	10.00	580	20,000
DACL3048	48	18	72	2.00	4.00	10.00	540	30,000
DACL3060	60	18	72	2.00	4.00	10.00	590	30,000
DACL3072	72	18	72	2.00	4.00	10.00	625	30,000
DACL4060	60	18	78	2.50	6.00	10.00	925	40,000
DACL4072	72	18	78	2.50	6.00	10.00	1,000	40,000
DACL5060	60	18	78	2.50	6.00	10.00	955	50,000
DACL5072	72	18	78 </td <td>2.50</td> <td>6.00</td> <td>10.00</td> <td>1,030</td> <td>50,000</td>	2.50	6.00	10.00	1,030	50,000
DACL6060	60	18	78	2.50	6.00	10.00	985	60,000
DACL6072	72	18	78	2.50	6.00	10.00	1,065	60,000



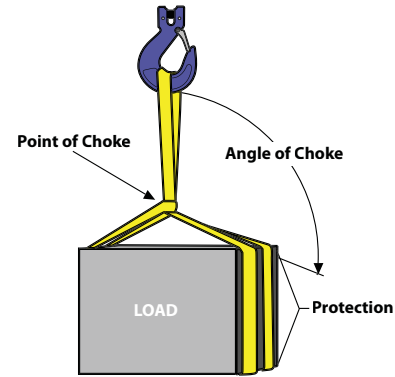
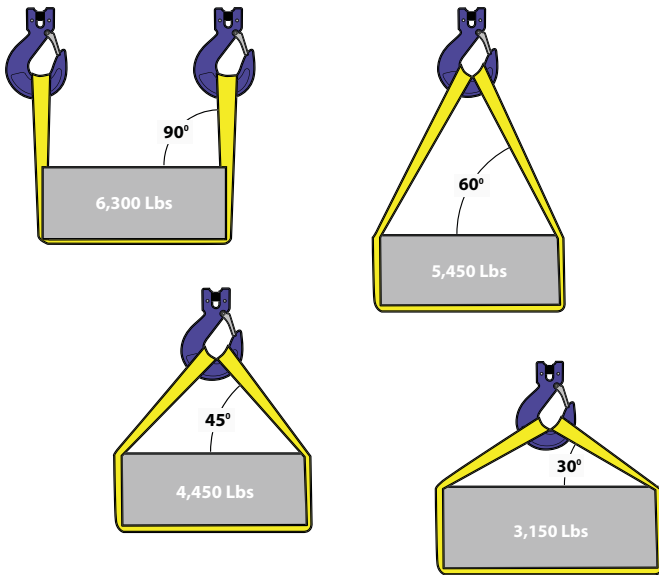
**WARNING** Do not exceed Working Load Limits (WLL)! See the SAFETY GUIDELINES section before using these products. Pages 150 - 155.

## Nylon & Polyester Lifting Slings

### Rated Capacity of Choker Hitch

Angle of Choke	Sling Rated Load Factor
120° ~ 180°	1.00
105° ~ 120°	0.93
90° ~ 105°	0.87

### Loss % at Angle Base Sling 6,300 Lb Basket Rating



### Sling Angles & Ratings

Angle Horizontal	Loss Factor
90	1.000
85	0.996
80	0.985
75	0.966
70	0.940
65	0.906
60	0.866
55	0.819
50	0.766
45	0.707
40	0.643
35	0.574
30	0.500

## How To Order Nylon Slings

All part numbers show in our catalog reflect the minimum length that a sling can be manufactured. We manufacture nylon slings up to 75 feet in length. To order the correct size and type of sling, please refer to the part number explanation shown below.

### SEE1702-03

Each sling part number begins with a BLACK "S".

The 2 RED letters refer to the type or style of sling.

The PURPLE number refers to the ply(s) of the sling. Slings are offered in both 1 ply and 2 ply.

The ORANGE number refers to the class of sling. Slings are all heavy duty class 7 made with 9800 lbs/in. premium nylon webbing.

The GREEN numbers refer to the width of the sling, preceded by a 0. Slings are available from 1 inch to 6 inches or 01~06.

The BLUE numbers refer to the length of the sling (03 is a 3 foot sling). Slings are available in lengths from 3 to 75 feet (03~75).

Abbreviation	Description	Type
TC	Choker	I
TT	Double Triangle	II
EE	Double Flat Eye	III
TW	Double Twisted Eye	IV
EN	Endless	V
RE	Reverse Eye	VI




## Nylon Web Sling Eye Treatments

The eyes of web slings are often subjected to the harsh treatment of rough crane hooks. Speciality eye treatments are available to help reduce the wear in that area, thereby extending sling life. The following photos illustrate the more common eye treatments using wear resistant webbing in various forms. Should you want non-standard eye treatments on your eye and eye web slings, please specify using the terminology below.

### SEE - Type Flat Eyes



### STW - Type Twisted Eyes



Textured nylon wear resistant webbing is standard for these eye treatments.

Tapering Eyes - As a standard practice, the eyes or bearing points of sling Types 3 and 4 are tapered to accommodate a crane hook on slings that are 3" and wider. Untapered eyes are available upon request. Type 5 (Endless) slings are NOT tapered unless specified on order.



## Loop Eyes

Recommended minimum loop eye length and suggested loop eye width for type III, IV and VI web slings are listed in the following tables.

Sling Web Width		Recommended Minimum		Suggested Loop Eye Width	
Inches	MM	Inches	MM	Inches	MM
1	25	6	152	1	25
2	51	8	204	2	51
3	76	8	204	1 1/2	38
4	102	10	254	1 1/2	38
6	152	14	355	2	51

## Increase The Life Of Your Sling:

To protect sling ends from abrasion due to use on rough surfaces or attachments, we recommend you order a choker (STC) or triangle (STT) sling. We also offer protective sleeves and buffers. The sleeves can be floating or sewn into a fixed wear position on the sling. Buffers are sewn to the web in a fixed location only. They are available in widths from 1" to 6" and lengths up to 60 feet.

When ordering sleeves for 2 ply slings, order the next size larger sleeve to fit over the added thickness of the sling.

Stock #		Width (Inches)	Length (Feet)	Weight (Lbs./Ea.)		Package
Sleeves	Buffers			Sleeves	Buffers	
SCS01	SCB01	1	1	0.04	0.02	Each
SCS02	SCB02	2	1	0.08	0.04	Each
SCS03	SCB03	3	1	0.13	0.08	Each
SCS04	SCB04	4	1	0.18	0.13	Each
SCS05	SCB05	6	1	0.30	0.16	Each



Do not exceed Working Load Limits (WLL)! See the SAFETY GUIDELINES section before using these products. Pages 150 - 155.

## Heavy Duty Class 7 Nylon Lifting Slings

Our flat lifting slings are manufactured from premium nylon sling webbing and include a stamped, heavy leather identification tag sewn securely to each sling. This tag is imprinted with the working load limits for the three sling configurations (vertical, choker, basket) as well as the part number and batch code which include the date of manufacture. Remember that the law requires a lifting sling to be removed from service if the capacity tag is NOT legible so with this information imprinted, you can realize a longer service life. Web slings come individually shrink-wrapped to allow them to stack neatly, display attractively and stay clean until sold.

Web slings include the latest WSTDA warning and instruction sheets in both English and Spanish.



### Choker Sling



Many popular sling sizes are stocked; other sizes are made to order.

Stock #		Width x Length (Inches x Feet)	Type	Weight (Lbs./Ea.)		Working Load Limit (Lbs.)					
						Vertical		Choker		Basket	
1 Ply	2 Ply			1 Ply	2 Ply	1 Ply	2 Ply	1 Ply	2 Ply	1 Ply	2 Ply
STC1702-03	STC2702-03	2 X 3	I	3.40	3.50	3,100	6,200	2,500	5,000	6,200	12,400
STC1703-03	STC2703-03	3 X 3	I	3.75	3.95	4,700	8,800	3,800	7,000	9,400	17,600
STC1704-03	STC2704-03	4 X 3	I	4.10	4.30	6,200	11,000	5,000	8,800	12,400	22,000
STC1706-03	STC2706-03	6 X 3	1	6.75	8.00	9,300	16,500	7,400	13,200	18,600	33,000

STC Slings are available in lengths from 3 to 75 feet and widths of 2, 3, 4 & 6 inches.



### Double Triangle Sling



Stock #		Width x Length (Inches x Feet)	Type	Weight (Lbs./Ea.)		Working Load Limit (Lbs.)					
						Vertical		Choker		Basket	
1 Ply	2 Ply			1 Ply	2 Ply	1 Ply	2 Ply	1 Ply	2 Ply	1 Ply	2 Ply
STT1702-03	STT2702-03	2 X 3	II	2.55	2.62	3,100	6,200	2,500	5,000	6,200	12,400
STT1703-03	STT2703-03	3 X 3	II	2.90	3.00	4,700	8,800	3,800	7,000	9,400	17,600
STT1704-03	STT2704-03	4 X 3	II	3.25	3.40	6,200	11,000	5,000	8,800	12,400	22,000
STT1706-03	STT2706-03	6 X 3	II	6.00	6.25	9,300	16,500	7,400	13,200	18,600	33,000

STT Slings are available in lengths from 3 to 75 feet and widths of 2, 3, 4 & 6 inches.



### Double Flat Eye Sling



Stock #		Width x Length (Inches x Feet)	Type	Weight (Lbs./Ea.)		Working Load Limit (Lbs.)					
						Vertical		Choker		Basket	
1 Ply	2 Ply			1 Ply	2 Ply	1 Ply	2 Ply	1 Ply	2 Ply	1 Ply	2 Ply
SEE1701-03	SEE2701-03	1 X 3	III	0.42	0.58	1,600	3,100	1,300	2,500	3,200	6,200
SEE1702-03	SEE2702-03	2 X 3	III	0.78	0.92	3,100	6,200	2,500	5,000	6,200	12,400
SEE1703-03	SEE2703-03	3 X 3	III	1.00	1.14	4,700	8,800	3,800	7,000	9,400	17,600
SEE1704-03	SEE2704-03	4 X 3	III	1.22	1.52	6,200	11,000	5,000	8,800	12,400	22,000
SEE1706-03	SEE2706-03	6 X 3	III	1.98	2.28	9,300	16,500	7,400	13,200	18,600	33,000

SEE Slings are available in lengths from 3 to 75 feet and widths of 1, 2, 3, 4 & 6 inches.



Do not exceed Working Load Limits (WLL)!  
See the SAFETY GUIDELINES section before using these products. Pages 150 - 155.



## Double Twisted Eye Sling

Stock #		Width x Length (Inches x Feet)	Type	Weight (Lbs./Ea.)		Working Load Limit (Lbs.)					
						Vertical		Choker		Basket	
1 Ply	2 Ply			1 Ply	2 Ply	1 Ply	2 Ply	1 Ply	2 Ply	1 Ply	2 Ply
STW1701-03	STW2701-03	1 X 3	IV	0.42	0.58	1,600	3,100	1,300	2,500	3,200	6,200
STW1702-03	STW2702-03	2 X 3	IV	0.78	0.92	3,100	6,200	2,500	5,000	6,200	12,400
STW1703-03	STW2703-03	3 X 3	IV	1.00	1.14	4,700	8,800	3,800	7,000	9,400	17,600
STW1704-03	STW2704-03	4 X 3	IV	1.22	1.52	6,200	11,000	5,000	8,800	12,400	22,000
STW1706-03	STW2706-03	6 X 3	IV	1.98	2.28	9,300	16,500	7,400	13,200	18,600	33,000

STW Slings are available in lengths from 3 to 75 feet and widths of 1, 2, 3, 4 & 6 inches.



## Endless Sling

Stock #		Width x Length (Inches x Feet)	Type	Weight (Lbs./Ea.)		Working Load Limit (Lbs.)					
						Vertical		Choker		Basket	
1 Ply	2 Ply			1 Ply	2 Ply	1 Ply	2 Ply	1 Ply	2 Ply	1 Ply	2 Ply
SEN1701-03	SEN2701-03	1 X 3	V	0.48	0.70	3,200	6,200	2,600	5,000	6,400	12,400
SEN1702-03	SEN2702-03	2 X 3	V	0.70	1.70	6,200	12,400	5,000	9,900	12,400	24,800
SEN1703-03	SEN2703-03	3 X 3	V	1.08	2.10	9,400	17,600	7,500	14,000	18,800	35,200
SEN1704-03	SEN2704-03	4 X 3	V	1.44	2.80	12,400	22,000	9,900	17,600	24,800	44,000
SEN1706-03	SEN2706-03	6 X 3	V	1.80	4.20	18,600	33,000	14,900	26,400	37,200	66,000

SEN Slings are available in lengths from 3 to 75 feet and widths of 1, 2, 3, 4 & 6 inches.



## Reverse Eye Sling

Stock #		Width x Length (Inches x Feet)	Type	Weight (Lbs./Ea.)		Working Load Limit (Lbs.)					
						Vertical		Choker		Basket	
1 Ply	2 Ply			1 Ply	2 Ply	1 Ply	2 Ply	1 Ply	2 Ply	1 Ply	2 Ply
SRE1702-03	SRE2702-03	2 X 3	VI	2.55	2.62	3,100	6,200	2,500	5,000	6,200	12,400
SRE1704-03	SRE2704-03	4 X 3	VI	2.90	3.00	6,200	11,800	5,000	8,800	12,400	22,000
SRE1706-03	SRE2706-03	6 X 3	VI	3.25	3.40	9,300	16,500	7,400	13,200	18,600	33,000

SRE Slings are available in lengths from 3 to 75 feet and widths of 2, 4 & 6 inches.



Do not exceed Working Load Limits (WLL)!  
See the SAFETY GUIDELINES section before using these products. Pages 150 - 155.

## Heavy Duty Polyester Roundslings

Our Roundslings are manufactured from high tenacity polyester filament that is wound into skeins and then assembled into a continuous loop. The fiber loop is then covered with a heavy duty seamless polyester sleeve for protection. By forming a sling in this manner it distributes the load over the entire sling length for longer life and better lifting or pulling properties than many other options. Roundslings are color coded by strength rating for quick and easy identification. All roundslings are manufactured to WSTDA specifications. All slings are individually shrink wrapped for a clean shelf display and include the latest WSTDA warning sheets in both English and Spanish languages.

- Lightweight, easy to handle and maintain.
- High strength to weight ratio for easier handling.
- Fabric material will not cause cuts or scratches on users hands.
- Soft cover will not scratch load.
- Superior resistance to UV, rot, mold & mildew.
- No loss of strength when used in water or wet environments.
- Resistant to acids (do not use in high alkaline environments).
- Minimal elongation in use of approximately 3%.
- Easily conforms to the shape of the load for better grip.
- Seamless cover tube with no sewn edge that can rupture prematurely or catch on the load.



## Endless Roundslings

### Purple #1

Stock # Purple	Length (Feet)	Cover Description	Weight (Lbs./Ea.)	Qty. Per Package	Package	Working Load Limit (Lbs.)			
						Vertical	Choker	Vertical Basket	45° Vertical Basket
SREN-101-04	4	1 Ply	1.07	4	Carton	2,600	2,100	5,200	3,700
SREN-101-06	6	1 Ply	1.10	4	Carton	2,600	2,100	5,200	3,700
SREN-101-08	8	1 Ply	1.30	4	Carton	2,600	2,100	5,200	3,700
SREN-101-10	10	1 Ply	1.61	4	Carton	2,600	2,100	5,200	3,700
SREN-101-12	12	1 Ply	1.92	4	Carton	2,600	2,100	5,200	3,700

### Green #2

Stock # Green	Length (Feet)	Cover Description	Weight (Lbs./Ea.)	Qty. Per Package	Package	Working Load Limit (Lbs.)			
						Vertical	Choker	Vertical Basket	45° Vertical Basket
SREN-102-04	4	1 Ply	1.12	4	Carton	5,300	4,200	10,600	7,500
SREN-102-06	6	1 Ply	1.63	4	Carton	5,300	4,200	10,600	7,500
SREN-102-08	8	1 Ply	2.13	4	Carton	5,300	4,200	10,600	7,500
SREN-102-10	10	1 Ply	2.66	4	Carton	5,300	4,200	10,600	7,500
SREN-102-15	15	1 Ply	4.06	4	Carton	5,300	4,200	10,600	7,500

## Yellow #3

Stock # Yellow	Length (Feet)	Cover Description	Weight (Lbs./Ea.)	Qty. Per Package	Package	Working Load Limit (Lbs.)			
						Vertical	Choker	Vertical Basket	45° Vertical Basket
SREN-103-04	4	I Ply	1.69	4	Carton	8,400	6,700	16,800	11,900
SREN-103-06	6	I Ply	2.46	4	Carton	8,400	6,700	16,800	11,900
SREN-103-08	8	I Ply	3.32	4	Carton	8,400	6,700	16,800	11,900
SREN-103-10	10	I Ply	4.06	4	Carton	8,400	6,700	16,800	11,900
SREN-103-12	12	I Ply	4.75	4	Carton	8,400	6,700	16,800	11,900
SREN-103-15	15	I Ply	6.16	4	Carton	8,400	6,700	16,800	11,900
SREN-103-20	20	I Ply	8.05	4	Carton	8,400	6,700	16,800	11,900

## Red #5

Stock # Red	Length (Feet)	Cover Description	Weight (Lbs./Ea.)	Qty. Per Package	Package	Working Load Limit (Lbs.)			
						Vertical	Choker	Vertical Basket	45° Vertical Basket
SREN-105-04	4	I Ply	3.20	4	Carton	13,200	10,600	26,400	18,700
SREN-105-06	6	I Ply	4.75	4	Carton	13,200	10,600	26,400	18,700
SREN-105-08	8	I Ply	6.00	4	Carton	13,200	10,600	26,400	18,700
SREN-105-10	10	I Ply	7.32	4	Carton	13,200	10,600	26,400	18,700
SREN-105-12	12	I Ply	8.72	4	Carton	13,200	10,600	26,400	18,700
SREN-105-20	20	I Ply	14.33	2	Carton	13,200	10,600	26,400	18,700

## Blue #7

Stock # Blue	Length (Feet)	Cover Description	Weight (Lbs./Ea.)	Qty. Per Package	Package	Working Load Limit (Lbs.)			
						Vertical	Choker	Vertical Basket	45° Vertical Basket
SREN-107-10	10	I Ply	11.70	2	Carton	21,200	17,000	42,400	30,000
SREN-107-15	15	I Ply	17.33	2	Carton	21,200	17,000	42,400	30,000
SREN-107-20	20	I Ply	23.75	2	Carton	21,200	17,000	42,400	30,000

## Orange #10

Stock # Orange	Length (Feet)	Cover Description	Weight (Lbs./Ea.)	Qty. Per Package	Package	Working Load Limit (Lbs.)			
						Vertical	Choker	Vertical Basket	45° Vertical Basket
SREN-110-10	10	I Ply	22.25	2	Carton	40,000	32,000	80,000	56,600
SREN-110-15	15	I Ply	33.30	1	Carton	40,000	32,000	80,000	56,600
SREN-110-20	20	I Ply	43.25	1	Carton	40,000	32,000	80,000	56,600
SREN-210-10	10	2 Ply	25.45	2	Carton	40,000	32,000	80,000	56,600
SREN-210-15	15	2 Ply	37.50	1	Carton	40,000	32,000	80,000	56,600
SREN-210-20	20	2 Ply	49.50	1	Carton	40,000	32,000	80,000	56,600



Do not exceed Working Load Limits (WLL)!  
See the SAFETY GUIDELINES section before using these products. Pages 150 - 155.

# HARDWARE & INDUSTRIAL CARGO CONTROL

Binder Chain Assemblies .....	57-60
Load Binders .....	60-63
Strap Assemblies & Accessories .....	64-76
Bulk Strap Hardware .....	77-84
Winches & Winch Bars .....	84-86
Corner Guards & Hard Parts .....	86
Rubber & Elastic Tie-Downs .....	87
Auto Tie-Downs .....	88
Tow Straps & Chains .....	89
Cable Pullers .....	89
Ag & Utility Trailer Safety Chains .....	90-91
Winch Line Tail Chain .....	91
Cargo Bars .....	92-94
Coil Racks .....	94





## Binder Chain Assemblies

Pearless can provide binder chain assemblies for all your tie-down requirements. Meets DOT/CVSA/CCMTA requirements. **NOT FOR OVERHEAD LIFTING.**



### G80 Binder Chain Assembly - NACM



Stock #	Trade Size (Inches)	Length (Feet)	Qty. Per Drum	Lbs. Per Drum	Working Load Limit	
					Lbs.	Kgs.
8607617	3/8	20	10	310	7,100	3,220
8610503	1/2	10	10	285	12,000	5,553
8607630	1/2	20	10	532	12,000	5,553



### G70 Binder Chain Assembly - NACM



Stock #		Trade Size (Inches)	Length (Feet)	Qty. Per Drum	Lbs. Per Drum	Qty. Per Ctn.	Lbs. Per Ctn.	Working Load Limit	
Drum	Carton							Lbs.	Kgs.
5261063*	5261060*	5/16	14	30	450	1	15	4,700	2,132
5261163*	5261160*	5/16	16	30	600	1	20	4,700	2,132
5261363*	5261360*	5/16	20	25	600	1	24	4,700	2,132
5261463*	5261460*	5/16	25	20	600	1	30	4,700	2,132
5262063	5262060	3/8	14	25	600	1	24	6,600	2,994
5262163	5262160	3/8	16	20	500	1	25	6,600	2,994
5262363	5262360	3/8	20	20	680	1	34	6,600	2,994
5262463	5262460	3/8	25	15	615	1	41	6,600	2,994
5262668	8610107	1/2	20	10	560	1	56	11,300	5,126

\*Made to short link specs



All G70 domestic chain (5/16, 3/8, 1/2) is stamped with the Working Load Limit every 10 links as shown.

### G43 Binder Chain Assembly - NACM



Stock #		Trade Size (Inches)	Length (Feet)	Qty. Per Drum	Lbs. Per Drum	Qty. Per Ctn.	Lbs. Per Ctn.	Working Load Limit	
Drum	Carton							Lbs.	Kgs.
5239462	5239460	5/16	20	25	476	1	19	3,900	1,769
5233462	5233460	3/8	14	25	525	1	21	5,400	2,449
5234462	5234460	3/8	16	25	600	1	24	5,400	2,449
5231462	5231460	3/8	20	25	750	1	30	5,400	2,449
5231262	5231260	3/8	25	20	720	1	36	5,400	2,449



Do not exceed Working Load Limits (WLL)! See the SAFETY GUIDELINES section before using these products. Pages 150 - 155.

## Binder Chain Assemblies cont.

### T80 Binder Chain Assembly - Short Link

T80 Alloy chain assemblies come in a black finish. Meets DOT/CVSA/CCMTA requirements. Packaged bulk in drums or each in retail single packs.

**NOT FOR OVERHEAD LIFTING.**

**ASTM Spec. short link for longer life.**



Stock #		Trade Size (Inches)	Length	Qty. Per Drum	Lbs. Per Drum	Qty. Per Carton	Lbs. Per Carton	Working Load Limit	
Drum	Carton							Lbs.	Kgs.
H3334-5524	---	3/8	16	20	520	---	---	7,100	3,220
H3334-5624	H3340-5624	3/8	20	20	640	1	32	7,100	3,220
H3334-6124	---	1/2	15	10	430	---	---	12,000	5,443
H3334-6224	H3340-6224	1/2	20	10	550	1	55	12,000	5,443

### G70 Binder Chain Assembly - Short Link

G70 assemblies have a yellow zinc finish for easier identification and for protection of the chain. Meets DOT/CVSA/CCMTA requirements. Packaged bulk in drums or each in retail single packs.

**NOT FOR OVERHEAD LIFTING.**

**ASTM Spec. short link for longer life.**




Stock #		Trade Size (Inches)	Length (Feet)	Qty. Per Drum	Lbs. Per Drum	Qty. Per Carton	Lbs. Per Carton	Working Load Limit	
Drum	Carton							Lbs.	Kgs.
H3226-5020	H3240-5020	5/16	14	30	450	1	15	4,700	2,132
H3226-5120	H3240-5120	5/16	16	30	600	1	20	4,700	2,132
H3226-5220	H3240-5220	5/16	20	25	600	1	24	4,700	2,132
H3226-5320	H3240-5320	5/16	25	20	600	1	30	4,700	2,132
H3226-5420	H3240-5420	5/16	30	20	640	1	32	4,700	2,132
H3226-5920	H3240-5920	3/8	12	30	660	1	22	6,600	2,994
H3226-5720	H3240-5720	3/8	14	25	600	1	24	6,600	2,994
H3226-5520	H3240-5520	3/8	16	20	500	1	25	6,600	2,994
H3226-5620	H3240-5620	3/8	20	20	680	1	34	6,600	2,994
H3226-5820	H3240-5820	3/8	25	15	615	1	41	6,600	2,994
H3226-6020	---	1/2	10	20	560	---	---	11,300	5,126
H3226-6120	H3240-6120	1/2	15	10	440	1	44	11,300	5,126
H3226-6220	H3240-6220	1/2	20	10	560	1	56	11,300	5,126



**WARNING**

Do not exceed Working Load Limits (WLL)! See the SAFETY GUIDELINES section before using these products. Pages 150 - 155.



## G70 Binder Chain Assembly - NACM

NACM spec long link chain has a longer pitch link for less weight per assembly. Pitch is the inside length measurement of a link. **NOT FOR OVERHEAD LIFTING.**

Stock #	Trade Size (Inches)	Length	Qty. Per Drum	Lbs. Per Drum	Qty. Per Ctn.	Lbs. Per Ctn.	Working Load Limit	
							Lbs.	Kgs.
H3275-5220	5/16	20	25	550	1	22	4,700	2,132
H3275-5620	3/8	20	20	620	1	31	6,600	2,994

## G70 Binder Chain Assembly - With Eye Grab Hooks - Short Link

**NOT FOR OVERHEAD LIFTING.**



ASTM Spec. short link for longer life.

Stock #		Trade Size (Inches)	Length	Qty. Per Drum	Lbs. Per Drum	Qty. Per Carton	Lbs. Per Carton	Working Load Limit	
Drum	Carton							Lbs.	Kgs.
H3226-5580	H3240-5580	3/8	16	20	500	1	25	6,600	2,994
H3226-5680	H3240-5680	3/8	20	20	640	1	32	6,600	2,994



## G43 Binder Chain Assembly - Short Link

High Test chain assemblies come in a self color tumbled finish. Meets D.O.T./CVSA/CCMTA requirements. Packaged bulk in drums or each in retail single packs. **NOT FOR OVERHEAD LIFTING.**

ASTM Spec. short link for longer life.

Stock #		Trade Size (Inches)	Length	Qty. Per Drum	Lbs. Per Drum	Qty. Per Carton	Lbs. Per Carton	Working Load Limit	
Drum	Carton							Lbs.	Kgs.
H3132-5205	H3140-5205	5/16	20	25	600	1	24	3,900	1,769
H3132-5605	H3140-5605	3/8	20	20	580	1	29	5,400	2,449



Do not exceed Working Load Limits (WLL)! See the SAFETY GUIDELINES section before using these products. Pages 150 - 155.

## Binder Chain Assembly Usage Chart

This chart is provided as a guide to meet the basic minimum current in service requirements of the FMCSA† and the DOT‡ published Sept 27, 2002. The following table lists the minimum number of chain assemblies required to secure a load per DOT & CVSA§. \*This chart is only to be used as a reference.

\*Many factors affect the proper method of cargo securement including the length and type of the cargo to be secured. Refer to the most recent revision of The Dept. of Transportation (DOT) Title 49 regulations for more complete requirements regarding the proper methods and number of tiedowns required.

†**FMCSA:**  
Federal Motor Carrier Safety Admin.

‡**DOT:**  
Department of Transportation

§**CVSA:**  
The Commercial Vehicle Safety Alliance

Chain Grade	Size (Inches)	WLL	Net weight of cargo to be secured in Lbs.						
			20,000	25,000	30,000	35,000	40,000	45,000	50,000
Alloy Grade 80 (P8, S8, SX8, T-80)	5/16	4,500	3	3	4	4	5	5	6
	3/8	7,100	2	2	3	3	3	4	4
	1/2	12,000	1	2	2	2	2	2	3
Transport Grade 70 (P7, S7, SX7, S-70, AC7)	1/4	3,150	4	4	5	6	7	8	8
	5/16	4,700	3	3	4	4	5	5	6
	3/8	6,600	2	2	3	3	4	4	4
	1/2	11,300	1	2	2	2	2	2	3
High Test Grade 43 (P4, P43, S4, SX4, S-43)	1/4	2,600	4	5	6	7	8	9	10
	5/16	3,900	3	4	4	5	6	6	7
	3/8	5,400	2	3	3	4	4	5	5
	1/2	9,200	2	2	2	2	3	3	3

This chart is based on each tie-down secured to a trailer point, transversing across or through the load and then secured to another anchor point on the trailer. If used by securing the tie-down to the trailer anchor point and attaching it directly to an article of cargo (i.e., a vehicle), the quantity of tie-down required shall be two times (2x) the quantity listed in the chart above.

## Load Binders



**Lever Loadbinder**



**Ratchet Loadbinder**



Stock #	Chain Size (In.)		Take-Up (In.)	Handle Length (In.)	Qty. Per Pkg.	Lbs. Per Pkg.	Working Load Limit	
	G70	G43					Lbs.	Kgs.
Blue	G70	G43						
5200120	-	1/4	3.00	11.00	4	13	2,600	1,179
5200420	5/16	3/8	5.00	15.50	4	32	5,400	2,449
5200620	3/8	1/2	5.00	15.50	4	40	9,200	4,173

Stock #	Chain Size (In.)		Take-Up (In.)	Handle Length (In.)	Qty. Per Pkg.	Lbs. Per Pkg.	Working Load Limit	
	G70	G43					Lbs.	Kgs.
Blue	G70	G43						
5200320	5/16	3/8	8.00	15.50	4	50	5,400	2,449
5200375	5/16	3/8	8.00	15.50	4	44	6,600	2,994
5200675	3/8	1/2	8.00	14.00	4	50	9,200	4,173



Do not exceed Working Load Limits (WLL)! See the SAFETY GUIDELINES section before using these products. Pages 150 - 155.

## Load Binders



3 position pawl.



Tamper resistant.

### QuikBinder™ Plus A Ratchet Like No Other


This premium patented ratchet binder is unlike any other binder available on the market today. Now it is better than ever, with higher working load limits designed for use with either Grade 70 Transport or Grade 80 Alloy tie-down chains.

The QuikBinder™ PLUS is easier to install than standard ratchet loadbinders. The 3-position pawl offers the user a choice of ratchet extension, ratchet take-up or a “free spin” setting for fast adjustment in either direction. A load can be secured in half the time. It is available in three sizes and features a vinyl coated barrel for a strong, comfortable grip.

The folding handle makes the QuikBinder™ PLUS safer (no handle sticking out) and more convenient to use. Simply fold the handle down after the load is secure or when storing on your cab rack. Stronger, faster, safer and more functional than standard ratchet binders.

The QuikBinder™ PLUS can be locked to the tie-down chain with a long shank padlock, making it more difficult to tamper with the binder, assembly or the load. Padlocks with programmable combinations are also available. See page 129 of this catalog for more information.

Our loadbinders meet all DOT/CVSA/CCMTA requirements. The special hook construction supports the load of the chain and will not bind. Loadbinders are heat treated and proof tested with forged heat treated hooks. The Working Load Limit is permanently marked on handle. Our loadbinders feature special links with controlled flash welds.



### QuikBinder™ Plus Ratchet Loadbinder

Stock #	Chain Size G70 or G80 (Inches)	Take Up (Inches)	Handle Length		Qty. Per Package	Lbs. Per Package	Working Load Limit	
			Folded	Straight			Lbs.	Kgs.
H5125-0658	5/16 or 3/8	6.00	9.50	13.90	4	46	7,100	3,220
H5125-0858	3/8 or 1/2	6.00	9.50	13.90	4	56	12,000	5,443
H5125-0958	1/2 or 5/8	6.00	9.50	13.90	2	37	18,100	8,210



Do not exceed Working Load Limits (WLL)!  
See the SAFETY GUIDELINES section before using these products. Pages 150 - 155.

## Load Binders cont.

Our loadbinders meet all DOT/CVSA/CCMTA requirements. Special hook construction supports the load of the chain and will not bind. Loadbinders are heat treated and proof tested with forged heat treated hooks. The Working Load Limit is permanently marked on handle. All loadbinders feature special links with controlled flash welds and are painted with yellow, powdercoat enamel.



### Ratchet Binder Plus Loadbinder

Ratchet Binder Plus has higher strength ratings for use with either Grade 70 Transport or Grade 80 Alloy tie-down chains. This premium binder features high quality yellow zinc plated hooks.

Stock #	Chain Size G70 or G80 (Inches)	Take-Up (Inches)	Handle Length (Inches)	Qty. Per Package	Lbs. Per Package	Working Load Limit	
						Lbs.	Kgs.
Yellow							
H5121-4158	5/16 or 3/8	6.50	13.92	2	22	7,100	3,220
H5121-4258	3/8 or 1/2	6.50	13.92	2	28	12,000	5,443
H5121-4458	1/2 or 5/8	6.50	13.92	2	35	18,100	8,210

### Ratchet Loadbinder



Stock #	Chain Size (Inches)		Take-Up (Inches)	Handle Length (Inches)	Qty. Per Package	Lbs. Per Package	Working Load Limit	
	G70	G43					Lbs.	Kgs.
Yellow								
H5123-4052	1/4	5/16	5.00	6.75	2	9	3,900	1,769
H5123-4152	5/16	3/8	6.50	13.92	2	22	5,400	2,449
H5123-4252	3/8	1/2	6.50	13.92	2	26	9,200	4,173
H5123-4452	1/2	5/8	6.50	13.92	2	32	13,000	5,897

### ProLok66™ Adjustable Lever Loadbinder

Our adjustable lever loadbinder features the ultimate in ease and versatility in a lever binder with the added safety of a self-locking handle.

ProLok66™ has a built-in knurled adjustable nut feature so the binder doesn't have to be repositioned on the chain (like standard lever binders) to achieve the best possible fit and perfect tension on the chain. The binder adjusts a full 2" to give the user optimum link location. No more problems getting that last extra half link hook-up. The handle's safety latch is automatically engaged when the handle is closed. This locks the handle in the closed position until it is released. This features makes our adjustable binder safer than standard lever binders. The convenient thumb-release latch is easy to use and has no loose parts to misplace.

Stock #	Chain Size G70 (Inches)	Take-Up (Inches)	Handle Length (Inches)	Qty. Per Pack- age	Lbs. Per Pack- age	Working Load Limit	
						Lbs.	Kgs.
Yellow							
H5025-0652	5/16 or 3/8	3.75	15.43	4	43	6,600	2,994



Do not exceed Working Load Limits (WLL)!  
See the SAFETY GUIDELINES section before using these products. Pages 150 - 155.

## Forged Safety Release Lever Loadbinder

This binder design allows the user to release the binder tension without any kickback of the handle typical of a lever style binder. The center body of the binder independently rotates, free of the handle, to release the tension smoothly and easily. This eliminates the chance for injuries from the handle swinging with substantial force when released.

The safety release handle makes this loadbinder less dangerous than other lever style loadbinders on the market today.

Stock #	Chain Size (In.)		Take-Up (In.)	Handle Length (In.)	Qty. Per Pkg.	Lbs. Per Pkg.	Working Load Limit	
	G70	G43					Lbs.	Kgs.
Yellow	G70	G43						
H5250-4152	5/16	3/8	4.00	13.00	4	39	5,400	2,449
H5250-4252	3/8	1/2	4.75	17.24	4	58	9,200	4,173



## Lever Loadbinder

Stock #	Chain Size (In.)		Tak-Up (Inches)	Handle Length (Inches)	Qty. Per Pkg.	Lbs. Per Pkg.	Working Load Limit	
	G70	G43					Lbs.	Kgs.
Yellow	G70	G43						
H5023-4052	---	1/4	3.00	11.42	6	21	2,600	1,179
H5023-4152	5/16	3/8	3.75	15.43	6	50	5,400	2,449
H5023-4252	3/8	1/2	4.25	17.24	6	73	9,200	4,173
H5023-4452	1/2	5/8	4.75	21.00	4	80	13,000	5,897

## Fully Forged Lever Loadbinder

Stock #	Chain Size (In.)		Take-Up (Inches)	Handle Length (Inches)	Qty. Per Pkg.	Lbs. Per Pkg.	Working Load Limit	
	G70	G43					Lbs.	Kgs.
Yellow	G70	G43						
H5225-4152	5/16	3/8	4	15.75	6	48	5,400	2,449
H5225-4252	3/8	1/2	4.75	17.35	6	76	9,200	4,173

## Forged Compression Lever Loadbinder

Stock #	Chain Size (In.)		Take-Up (In.)	Handle Length (In.)	Qty. Per Pkg.	Lbs. Per Pkg.	Working Load Limit	
	G70	G43					Lbs.	Kgs.
Yellow	G70	G43						
H5275-4152	5/16	3/8	3.00	15.75	2	37	5,400	2,449
H5275-4252	3/8	1/2	4.00	17.36	2	39	9,200	4,173



## Mini Binder



Stock #	Take-Up (Inches)	Handle Length (Inches)	Qty. Per Pkg.	Lbs. Per Pkg.	WLL.	
					Lbs.	Kgs.
Yellow						
H5027-0352	1.85	9.05	12	20	250	113



**WARNING** Do not exceed Working Load Limits (WLL)! See the SAFETY GUIDELINES section before using these products. Pages 150 - 155.

## Premium 1" Polyester Straps

All 1" strap assemblies are packaged in tamper-resistant, durable, sonic welded "clam shells". These retail packages are slotted for pegboard hooks and will also stand for counter display. Each package includes complete instructions for use. These versatile straps are great for securing boats, motorcycles, ATVs, etc.

**Blue and black 1" straps feature 4,500 Lb. webbing. Black/white and red 1" straps feature 2,500 Lb. webbing.**



### Ratchet Tie-Down - With J-Hooks

Strap features a plated "J" hook and floating "D" ring on each end that can be secured through truck stake holes, eye bolts, etc. Premium ratchet-style buckle for easy tightening.

Stock #	Color	Length (Feet)	Qty. Per Package	Lbs. Per Package	Working Load Limit	
					Lbs.	Kgs.
CC1116	Blue	16	10	18	500	227
CC1120*	Blue	20	10	21	1,100	500
CC1186*	Blue	16	10	19	1,100	500

*\*HD Ratchet*

### Utility Lashing Strap - With Easy Release CAM Buckle

This universal strap secures anything with a circumference of less than assembly length. Loose end feeds through easy release CAM buckle.

Stock #	Color	Length (Feet)	Qty. Per Package	Lbs. Per Package	Working Load Limit	
					Lbs.	Kgs.
CC1412	Black	2 @ 8	10 Pr.	11	500	227



### Utility Lashing Strap - With Ratchet

This universal strap secures anything with a circumference of less than assembly length. Loose end feeds through premium ratchet-style buckle.

Stock #	Color	Length (Feet)	Qty. Per Package	Lbs. Per Package	Working Load Limit	
					Lbs.	Kgs.
CC1415	Blue	15	10	15	500	227

### Easy Release Tie-Down - With S-Hooks

Strap features one vinyl coated hook, one zinc plated hook and an easy release CAM buckle.

Stock #	Color	Length (Feet)	Qty. Per Package	Lbs. Per Package	Working Load Limit	
					Lbs.	Kgs.
CC1606	Blue	6	10	14	500	227
CC1612	Black	2 @ 6	10 Pr.	18	500	227
CC1616	Black	16	10	13	500	227



Do not exceed Working Load Limits (WLL)! See the SAFETY GUIDELINES section before using these products. Pages 150 - 155.





## Ratchet Tie-Down - With S-Hooks

One vinyl coated hook, one zinc plated hook. Premium ratchet-style buckle for easy tightening.

Stock #	Color	Length (Feet)	Qty. Per Package	Lbs. Per Package	Working Load Limit	
					Lbs.	Kgs.
CC1815	Blue	15	10	19	500	227
CC1885*	Blue	15	10	22	1,100	500

\*HD Ratchet

## Soft Strap Tie-Down Extension

These soft straps have two sewn loops and no metal fittings. They are used as strap extensions where a strap end with no hardware is preferred. Packaged in pairs.

Stock #	Color	Length (Inches)	Qty. Per Package	Lbs. Per Package	Working Load Limit	
					Lbs.	Kgs.
CC1222	Blue	2 @ 18	10 pr	4	1,100	500
CC1224	Blue	2 @ 24	10 pr	5	1,100	500



## Ratchet Tie-Down - With Chrome S-Hooks

Strap features black webbing with two white tracers that reflect light for higher visibility at night. The premium ratchet buckle and hooks are chrome plated for added appeal.

Stock #	Color	Length (Feet)	Qty. Per Package	Lbs. Per Package	Working Load Limit	
					Lbs.	Kgs.
CC1852	Black/White	6	10	13	500	227
CC1856	Black/White	16	10	15	500	227



## CAM Tie-Down - With Chrome S-Hooks

Strap features black webbing with two white tracers that reflect light for higher visibility at night. Hooks are chrome plated for added appeal.

Stock #	Color	Length (Feet)	Qty. Per Package	Lbs. Per Package	Working Load Limit	
					Lbs.	Kgs.
CC1652	Black/White	6	10	12	500	227



Do not exceed Working Load Limits (WLL)! See the SAFETY GUIDELINES section before using these products. Pages 150 - 155.

## Economy 1" Polyester Straps

All 1" strap assemblies are packaged in tamper-resistant, durable, sonic welded "clam shells". These retail packages are slotted for pegboard hooks and will also stand for counter display. Each package includes complete instructions for use. These versatile straps are great for securing boats, motorcycles, ATVs, etc.

### Ratchet Tie-Down - With J-Hooks

Zinc plated hardware. Premium ratchet-style buckle for easy tightening.

Stock #	Color	Length (Feet)	Qty. Per Package	Lbs. Per Package	Working Load Limit	
					Lbs.	Kgs.
CC1141	Red	2 @ 6	10 pr.	11	500	227
CC1145	Red	15	10	13	500	227
CC1150	Red	20	10	14	500	227



### Easy Release Tie-Down - With S-Hooks

Easy release, zinc plated cam buckle and chrome plated S-hooks. Packed in pairs.

Stock #	Color	Length (Feet)	Qty. Per Package	Lbs. Per Package	Working Load Limit	
					Lbs.	Kgs.
CC1640	Red	2 @ 4	10 pr	14	500	227
CC1642	Red	2 @ 6	10 pr	17	500	227



### Easy Release Tie-Down - With J-Hooks

Easy release, zinc plated cam buckle and zinc plated J-hooks. Packed in pairs.

Stock #	Color	Length (Feet)	Qty. Per Package	Lbs. Per Package	Working Load Limit	
					Lbs.	Kgs.
CC1646	Red	2 @ 6	10 pr	15	500	227



### Ratchet Tie-Down - With S-Hooks

Chrome plated hooks and a premium chrome plated ratchet-style buckle for easy tightening.

Stock #	Color	Length (Feet)	Qty. Per Package	Lbs. Per Package	Working Load Limit	
					Lbs.	Kgs.
CC1841	Red	2 @ 6	10 Pr.	15	500	227
CC1845	Red	15	10	17	500	227
CC1850	Red	20	10	18	500	227





## Tie-Down Anchors & Cleats

Tie-down anchors fit into stake holes on pickup beds or utility trailers and provide a secure attachment point for straps. Cleats can be mounted on the side of a truck bed or a utility trailer and used to provide a secure location to attach utility straps or other tie downs such as rope. All are chrome plated for added appeal.



### Pickup Tie-Down Rope Cleats

Stock #: **CC1935**  
 Quantity Per Pkg: 2/Card  
 Weight: 0.75 Lbs./Pair  
 Factory Package: 10 Pr./Ctn.  
 WLL: 250 Lbs./114 Kgs.  
 Order Unit: Each



### Pickup Stake Bed Anchor

Stock #: **CC1931**  
 Quantity Per Pkg: 2/Clamshell  
 Weight: 2.00 Lbs./Pair  
 Factory Package: 10 Pr./Ctn.  
 WLL: 366 Lbs./166 Kgs.  
 Order Unit: Each



### Pickup Tie-Down Cleat (Flat)

Stock #: **CC1937**  
 Quantity Per Pkg: 1/Card  
 Weight: 0.50 Lbs./Each  
 Factory Package: 10/Ctn.  
 WLL: 250 Lbs./114 Kgs.  
 Order Unit: Each



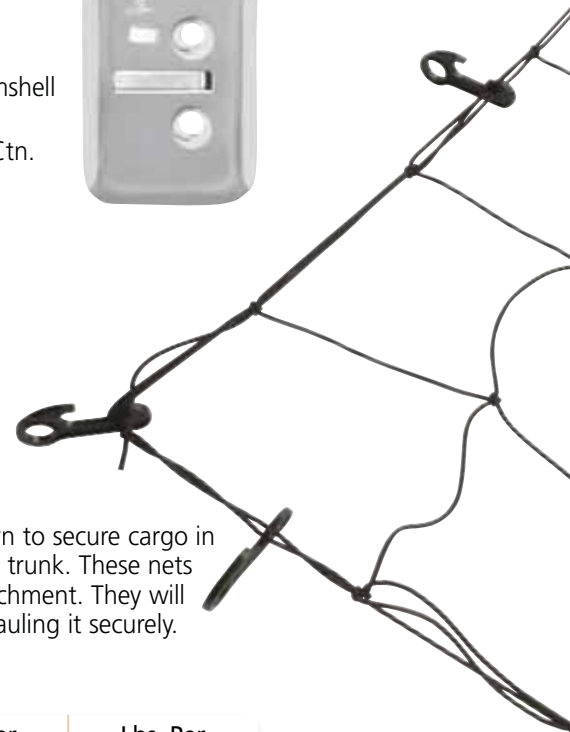
### Pop-Up Anchor Point

Stock #: **CC1939**  
 Quantity Per Pkg: 2/Clamshell  
 Weight: 1.00 Lbs./Pair  
 Factory Package: 10 Pr./Ctn.  
 WLL: 250 Lbs./114 Kgs.  
 Order Unit: Each



## Cargo Nets

Stretch cords are formed into a net pattern to secure cargo in the back of a pick-up, SUV or automobile trunk. These nets have oversized plastic hooks for easy attachment. They will work with almost any cargo to assist in hauling it securely.



Stock #	Color	Size (Inches)	Cord Dia. (MM)	Qty. Per Package	Lbs. Per Package
CC8630	Black	30 x 50	4	8	10
CC8640	Black	40 x 50	4	8	12
CC8645	Black	60 x 72	5	4	12
CC8650	Black	72 x 96	5	4	16




Do not exceed Working Load Limits (WLL)!  
 See the SAFETY GUIDELINES section before using these products. Pages 150 - 155.

## 2" Ratchet Strap Assemblies

All heavy duty 2" cargo strap assemblies are made from premium, yellow, 12,000 Lb. tensile strength tested, polyester webbing for maximum durability. Meets all the requirements of the U.S. Department of Transportation (DOT), Canadian Council of Motor Transport Administrators (CCMTA) and Commercial Vehicle Safety Alliance (CVSA). 2" inline strap assemblies come standard with a 12" fixed end. Packaged in shrink wrapped plastic with a circle card.

### Standard Handle Ratchet - With Flat Hooks

Stock #	Color	Length (Feet)	Qty. Per Package	Lbs. Per Package	Working Load Limit	
					Lbs.	Kgs.
CC2127	Yellow	27	8	46	3,300	1,497
CC2130	Yellow	30	8	48	3,300	1,497



### Standard Handle Ratchet - With J-Hooks

Stock #	Color	Length (Feet)	Qty. Per Package	Lbs. Per Package	Working Load Limit	
					Lbs.	Kgs.
CC2327	Yellow	27	8	46	3,300	1,497
CC2330	Yellow	30	8	48	3,300	1,497

### Standard Handle Ratchet - With Grab Hooks

Stock #	Color	Length (Feet)	Qty. Per Package	Lbs. Per Package	Working Load Limit	
					Lbs.	Kgs.
CC2527	Yellow	27	8	58	3,300	1,497



### Wide Handle Ratchet - With Chain & Hook

Stock #	Color	Length (Feet)	Qty. Per Package	Lbs. Per Package	Working Load Limit	
					Lbs.	Kgs.
CC2545*	Yellow	15	8	80	3,300	1,497
CC2557	Yellow	27	4	43	3,300	1,497

*\*Extra long, wide handle ratchet*

## Wide Handle Ratchet - With Flat Hooks

Stock #	Color	Length (Feet)	Qty. Per Package	Lbs. Per Package	Working Load Limit	
					Lbs.	Kgs.
CC2627	Yellow	27	8	46	3,300	1,497
CC2630	Yellow	30	8	49	3,300	1,497
CC2640	Yellow	40	4	26	3,300	1,497



## Wide Handle Ratchet - With D-Rings

Stock #	Color	Length (Feet)	Qty. Per Package	Lbs. Per Package	Working Load Limit	
					Lbs.	Kgs.
CC2677	Yellow	27	8	46	3,300	1,497
CC2680	Yellow	30	8	47	3,300	1,497

## Wide Handle Ratchet - With Flat Snap Hooks

Stock #	Color	Length (Feet)	Qty. Per Package	Lbs. Per Package	Working Load Limit	
					Lbs.	Kgs.
CC2777	Yellow	27	8	46	3,300	1,497
CC2780	Yellow	30	8	47	3,300	1,497



## Wide Handle Ratchet - With J-Hooks

Stock #	Color	Length (Feet)	Qty. Per Package	Lbs. Per Package	Working Load Limit	
					Lbs.	Kgs.
CC2827	Yellow	27	8	45	3,300	1,497
CC2830	Yellow	30	8	48	3,300	1,497




**WARNING**

Do not exceed Working Load Limits (WLL)!  
See the SAFETY GUIDELINES section before using these products. Pages 150 - 155.

## 2" Ratchet Strap Components

### 2" Inline Adjustable End Strap - With Hardware

Stock #	Type	Length (Feet)	Qty. Per Pkg.	Lbs. Per Pkg.	Working Load Limit	
					Lbs.	Kgs.
CC2029	Flat Hook	29	8	21	3,300	1,497
CC2039	Flat Snap Hook	29	8	23	3,300	1,497
CC2049	D-Ring	29	8	23	3,300	1,497
CC2059	J-Hook	29	8	22	3,300	1,497
CC2069	Grab Hook	29	8	27	3,300	1,497
CC2079	Chain & Hook	29	8	40	3,300	1,497



### 2" Inline Fixed End Strap - With Hardware

Stock #	Type	Length (Inches)	Qty. Per Pkg.	Lbs. Per Pkg.	Working Load Limit	
					Lbs.	Kgs.
CC2081	D-Ring	12	8	4	3,300	1,497
CC2082	J-Hook	12	8	6	3,300	1,497
CC2083	Flat Hook	12	8	7	3,300	1,497
CC2084	Grab Hook	12	8	12	3,300	1,497
CC2085	Chain & Hook	30	8	26	3,300	1,497
CC2086	Flat Snap Hook	12	8	7	3,300	1,497

### Replacement Ratchets

Stock #	Type	Size (Inches)	Qty. Per Pkg.	Lbs. Per Pkg.	Working Load Limit	
					Lbs.	Kgs.
CC2092	Standard	2	8	18	3,670	1,665
CC2094	Short Wide	2	8	19	3,670	1,665
CC2095	Extra Long Wide	2	8	20	3,670	1,665
CC3994	Standard	3	4	30	5,600	2,540



## 3" Ratchet Strap Assemblies

All heavy duty 3" cargo strap assemblies are made from premium, yellow, 15,000 Lb. tensile strength tested, polyester webbing for maximum durability. Meets all requirements of the U.S. Department of Transportation (DOT), Canadian Council of Motor Transport Administrators (CCMTA) and Commercial Vehicle Safety Alliance (CVSA). 3" inline strap assemblies come standard with a 18" fixed end. Packaged in shrink wrapped plastic with a circle card.

### Flat Hook Strap Assembly

Stock #	Length (Feet)	Qty. Per Package	Lbs. Per Package	Working Load Limit	
				Lbs.	Kgs.
Yellow					
CC3027	27	8	35	4,000	1,814
CC3030	30	8	38	4,000	1,814



### Grab Hook Strap Assembly

Stock #	Length (Feet)	Qty. Per Package	Lbs. Per Package	Working Load Limit	
				Lbs.	Kgs.
Yellow					
CC3427	27	8	36	4,000	1,814
CC3430	30	8	40	4,000	1,814



### V-Iron Strap Assembly

Stock #	Length (Feet)	Qty. Per Package	Lbs. Per Package	Working Load Limit	
				Lbs.	Kgs.
Yellow					
CC3527	27	8	37	4,000	1,814
CC3530	30	8	46	4,000	1,814



### Standard Handle Ratchet - With Flat Hooks

Stock #	Length (Feet)	Qty. Per Package	Lbs. Per Package	Working Load Limit	
				Lbs.	Kgs.
Yellow					
CC3626	27	4	50	4,000	1,814
CC3629	30	4	52	4,000	1,814

### Standard Handle Ratchet - With Grab Hooks

Stock #	Length (Feet)	Qty. Per Package	Lbs. Per Package	Working Load Limit	
				Lbs.	Kgs.
Yellow					
CC3636	27	4	58	4,000	1,814
CC3639	30	4	60	4,000	1,814



Do not exceed Working Load Limits (WLL)!  
See the SAFETY GUIDELINES section before using these products. Pages 150 - 155.

## 4" Strap Assemblies

All heavy duty 4" cargo strap assemblies are made from premium, yellow, 20,000 Lb. tensile strength tested, polyester webbing for maximum durability. Meets all requirements of the U.S. Department of Transportation (DOT), Canadian Council of Motor Transport Administrators (CCMTA) and Commercial Vehicle Safety Alliance (CVSA). 4" inline strap assemblies come standard with a 18" fixed end. Packaged in shrink wrapped plastic with a circle card.



### Flat Hook Strap Assembly

Stock #	Length (Feet)	Qty. Per Package	Lbs. Per Package	Working Load Limit	
				Lbs.	Kgs.
CC4027	27	8	46	5,000	2,268
CC4030	30	8	47	5,000	2,268
CC4060	60	4	41	5,000	2,268

### Sewn Loop Strap Assembly

Stock #	Length (Feet)	Qty. Per Package	Lbs. Per Package	Working Load Limit	
				Lbs.	Kgs.
CC4127	27	8	26	5,000	2,268
CC4130	30	8	33	5,000	2,268



### Chain & Hook Strap Assembly

Stock #	Length (Feet)	Qty. Per Package	Lbs. Per Package	Working Load Limit	
				Lbs.	Kgs.
CC4227	27	8	54	5,000	2,268
CC4230	30	8	56	5,000	2,268

### Plain Strap (No Hardware)

Stock #	Length (Feet)	Qty. Per Package	Lbs. Per Package	Working Load Limit	
				Lbs.	Kgs.
CC4327	28	8	31	5,000	2,268
CC4330	31	8	36	5,000	2,268



Do not exceed Working Load Limits (WLL)! See the SAFETY GUIDELINES section before using these products. Pages 150 - 155.



## V-Iron Strap Assembly

Stock #	Length (Feet)	Qty. Per Package	Lbs. Per Package	Working Load Limit	
				Lbs.	Kgs.
CC4527	27	8	39	5,000	2,268
CC4530	30	8	45	5,000	2,268
CC4560	60	4	42	5,000	2,268



## Standard Handle Ratchet Strap Assembly - With Flat Hooks

Stock #	Length (Feet)	Qty. Per Package	Lbs. Per Package	Working Load Limit	
				Lbs.	Kgs.
CC4730	30	4	55	5,000	2,268

## 4" Fixed End Strap - With Flat Hooks

Stock #	Length (Inches)	Qty. Per Package	Lbs. Per Package	Working Load Limit	
				Lbs.	Kgs.
CC4783	18	4	6	5,000	2,268



## Roll-Off Container Hook Strap Assembly

Government regulations require that all roll-on/roll-off containers use a securement device. Our bolt-on hook assembly allows for easy strap replacement.



Stock #	Length (Feet)	Qty. Per Package	Lbs. Per Package	Working Load Limit	
				Lbs.	Kgs.
CC4605	5	8	44	5,000	2,268

## Container Tie-Down Replacement Strap

Stock #	Length (Feet)	Qty. Per Package	Lbs. Per Package	Working Load Limit	
				Lbs.	Kgs.
CC4686	5	8	44	5,000	2,268



**WARNING** Do not exceed Working Load Limits (WLL)! See the SAFETY GUIDELINES section before using these products. Pages 150 - 155.

## 2" Interior Van Straps

Our interior van straps are designed for use inside van trailers equipped with wood or metal rails and E-Series/F-Series track. When used properly they will secure most loads from shifting or falling. All van straps come standard with a 4' fixed end and a captivated adjustable end. Packaged in shrink wrapped plastic with circle card.

### CAM Buckle - With Spring E-Clip

Stock #	Color	Length (Feet)	Qty. Per Pkg.	Lbs. Per Pkg.	Working Load Limit	
					Lbs.	Kgs.
CC3712	Yellow	12	12	19	835	379
CC3716	Gray	16	12	22	835	379
CC3720	Blue	20	8	16	835	379



### Ratchet - With Spring E-Clip

Stock #	Color	Length (Feet)	Qty. Per Pkg.	Lbs. Per Pkg.	Working Load Limit	
					Lbs.	Kgs.
CC3812	Yellow	12	8	19	1,000	454
CC3816	Gray	16	8	21	1,000	454
CC3820	Blue	20	8	22	1,000	454

### Ratchet - With F-Track Hook

Stock #	Color	Length (Feet)	Qty. Per Pkg.	Lbs. Per Pkg.	Working Load Limit	
					Lbs.	Kgs.
CC3862	Yellow	12	8	18	735	333
CC3866	Gray	16	8	20	735	333
CC3870	Blue	20	8	21	735	333



Do not exceed Working Load Limits (WLL)! See the SAFETY GUIDELINES section before using these products. Pages 150 - 155.



## BoardClamp™ - With Ratchet Assembly

The fast and efficient interior van strap for trailers with wood or metal rails. Grips rails or boards with a thickness range of 1/3"-1 1/4". The exclusive cinch clamping action creates more tension when stress is applied to the strap. Rubber contact surfaces provide excellent grip.

Stock #	Color	Length (Feet)	Qty. Per Pkg.	Lbs. Per Pkg.	Working Load Limit	
					Lbs.	Kgs.
CC3882	Yellow	12	4	17	1,000	454
CC3886	Gray	16	4	18	1,000	454
CC3890	Blue	20	4	19	1,000	454



## Rope Tie w/E-Clip

Stock #: **CC3703**  
 Length: 6"  
 Color: Multi  
 Weight: 0.50 Lbs. / each  
 Factory Package: 8 / ctn  
 WLL: 1,000Lbs. / 454 Kgs.  
 Order Unit: Each



## BoardClamp™

Stock #: **CC92150**  
 Weight: 2.75 Lbs. / each  
 Factory Package: 10 / ctn  
 WLL: 1,000Lbs. / 454 Kgs.  
 Order Unit: Each



Do not exceed Working Load Limits (WLL)!  
 See the SAFETY GUIDELINES section before using these products. Pages 150 - 155.

## Boat Straps & Winches

### Gunwale & Transom Tie-Down Straps - 2" Wide

2" wide premium grade nylon webbing with easy to use over center chrome finish buckles and heavy-duty S hooks. The chrome finish on the hardware resists rust and looks great. Gunwale straps are used to secure a boat to the trailer by crossing the top of the boat over the gunnels. Transom straps are used to secure the rear of the boat to the trailer.



Stock #	Description	Length (Feet)	Qty. Per Package	Lbs. Per Package	Working Load Limit	
					Lbs.	Kgs.
CC1712	Gunwale Straps with S-Hooks	12	10	15	1,100	500
CC1716	Gunwale Straps with S-Hooks	16	10	15	1,100	500
CC1720	Gunwale Straps with S-Hooks	20	10	17	1,100	500
CC1734	Transom Strap with S-Hooks	4	10 Pr.	14	1,100	500
CC1736	Transom Strap with S-Hooks	6	10 Pr.	15	1,100	500

### Boat Trailer Winches

Hand operated winches for boat trailers with either galvanized aircraft cable or webbing and a latch hook. The winches and hooks are zinc plated to protect from rusting. They have a 4.1:1 gear ratio for easier cranking.



Stock #	Description	Length (Feet)	Winch		Qty. Per Pkg.	Lbs. Per Pkg.	Working Load Limit	
			Type	Gear Ratio			Lbs.	Kgs.
CC5707	Hand Winch with 3/16" GAC & Hook	30	2 Way / 1 Speed	4.1:1	6	54	1,200	544
CC5725	Hand Winch with 2" Web Strap & Hook	30	2 Way / 1 Speed	4.1:1	6	48	1,200	544

### Boat Trailer Winch Replacement Strap - 2" Wide

This replacement strap is made from 2" wide premium grade nylon webbing and chrome finished hardware to resist rust and look great.



Stock #	Description	Length (Feet)	Qty. Per Package	Lbs. Per Package	Working Load Limit	
					Lbs.	Kgs.
CC1790	Winch Strap with Latch Hook	30	10	18	1,200	544



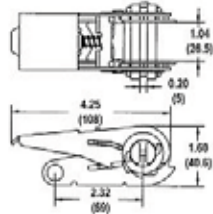
Do not exceed Working Load Limits (WLL)! See the SAFETY GUIDELINES section before using these products. Pages 150 - 155.

## Bulk Strap Hardware

### 1" Standard Ratchet

Stock #: **CC91101**  
 Finish: Yellow Zinc  
 WLL: 500 Lbs./227 Kgs.  
 Weight Each: 0.50 Lbs.

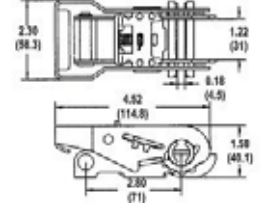
Factory Package: 100  
 Order Unit: Each  
 Design Factor: 3:1



### 1" Extra Heavy Duty Ratchet

Stock #: **CC91102**  
 Finish: Yellow Zinc  
 WLL: 1,100 Lbs./500 Kgs.  
 Weight Each: 0.75 Lbs.

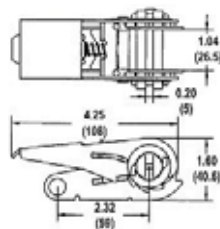
Factory Package: 40  
 Order Unit: Each  
 Design Factor: 3:1



### 1" Chrome Ratchet

Stock #: **CC91150**  
 Finish: Chrome  
 WLL: 500 Lbs./227 Kgs.  
 Weight Each: 0.50 Lbs.

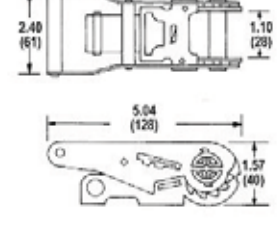
Factory Package: 100  
 Order Unit: Each  
 Design Factor: 3:1



### 1" Stainless Wide Handle Ratchet

Stock #: **CC91225**  
 Finish: Stainless Steel  
 WLL: 1,100 Lbs./500 Kgs.  
 Weight Each: 0.80 Lbs.

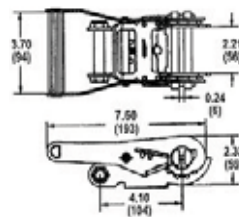
Factory Package: 60  
 Order Unit: Each  
 Design Factor: 3:1



### 2" Short Wide Ratchet

Stock #: **CC92101**  
 Finish: Yellow Zinc  
 WLL: 3,670 Lbs./1,665 Kgs.  
 Weight Each: 2.35 Lbs.

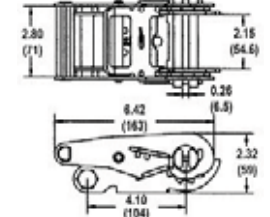
Factory Package: 20  
 Order Unit: Each  
 Design Factor: 3:1



### 2" Standard Ratchet

Stock #: **CC92102**  
 Finish: Yellow Zinc  
 WLL: 3,670 Lbs./1,665 Kgs.  
 Weight Each: 2.21 Lbs.

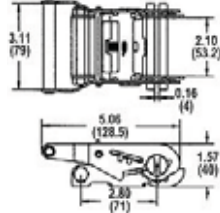
Factory Package: 20  
 Order Unit: Each  
 Design Factor: 3:1



### 2" Light Duty Ratchet

Stock #: **CC92108**  
 Finish: Yellow Zinc  
 WLL: 1,500 Lbs./680 Kgs.  
 Weight Each: 1.30 Lbs.

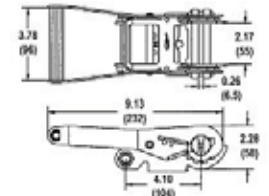
Factory Package: 100  
 Order Unit: Each  
 Design Factor: 3:1



### 2" Extra Long Wide Ratchet

Stock #: **CC92112**  
 Finish: Yellow Zinc  
 WLL: 3,670 Lbs./1,665 Kgs.  
 Weight Each: 2.45 Lbs.

Factory Package: 20  
 Order Unit: Each  
 Design Factor: 3:1



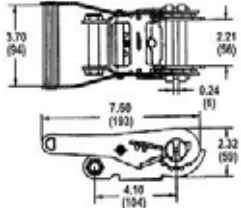
Do not exceed Working Load Limits (WLL)!  
 See the SAFETY GUIDELINES section before using these products. Pages 150 - 155.

## Bulk Strap Hardware cont.

### 2" Stainless Short Wide Ratchet

Stock #: **CC92201**  
 Finish: Stainless Steel  
 WLL: 2,200 Lbs./1,000 Kgs.  
 Weight Each: 2.21 Lbs.

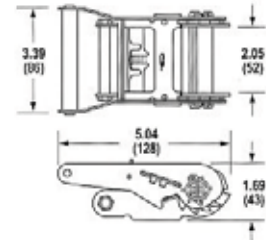
Factory Package: 20  
 Order Unit: Each  
 Design Factor: 3:1



### 2" Stainless Light Duty Wide Handle Ratchet

Stock #: **CC92208**  
 Finish: Stainless Steel  
 WLL: 1,466 Lbs./665 Kgs.  
 Weight Each: 1.15 Lbs.

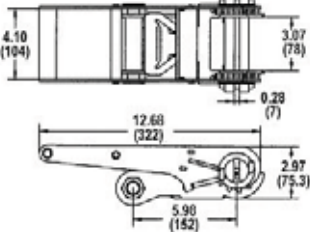
Factory Package: 40  
 Order Unit: Each  
 Design Factor: 3:1



### 3" Standard Ratchet

Stock #: **CC93000**  
 Finish: Yellow Zinc  
 WLL: 5,600 Lbs./2,540 Kgs.  
 Weight Each: 7.40 Lbs.

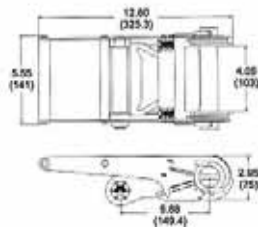
Factory Package: 5  
 Order Unit: Each  
 Design Factor: 3:1



### 4" Standard Ratchet

Stock #: **CC94000**  
 Finish: Yellow Zinc  
 WLL: 6,800 Lbs./3,085 Kgs.  
 Weight Each: 9.70 Lbs.

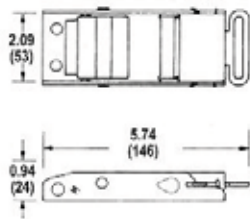
Factory Package: 5  
 Order Unit: Each  
 Design Factor: 3:1



### 1.75" Over Center Buckle

Stock #: **CC91750**  
 Finish: Chrome  
 WLL: 1,150 Lbs./520 Kgs.  
 Weight Each: 0.45 Lbs.

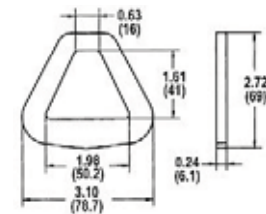
Factory Package: 80  
 Order Unit: Each  
 Design Factor: 3:1



### 2" Stamped Flat D-Ring

Stock #: **CC92107**  
 Finish: Yellow Zinc  
 WLL: 3,333 Lbs./1,510 Kgs.  
 Weight Each: 0.28 Lbs.

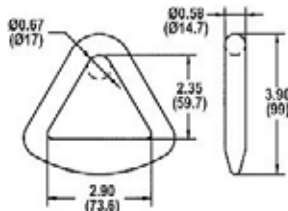
Factory Package: 200  
 Order Unit: Each  
 Design Factor: 3:1



### 3" Forged V-Iron (D-ring)

Stock #: **CC93101**  
 Finish: Bright Zinc  
 WLL: 5,400 Lbs./2,450 Kgs.  
 Weight Each: 0.83 Lbs.

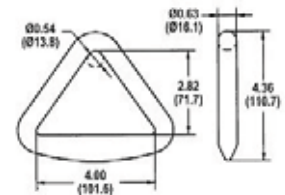
Factory Package: 60  
 Order Unit: Each  
 Design Factor: 3:1



### 4" Forged V-Iron (D-ring)

Stock #: **CC94101**  
 Finish: Bright Zinc  
 WLL: 6,670 Lbs./3,025 Kgs.  
 Weight Each: 1.15 Lbs.

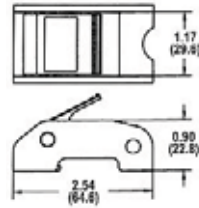
Factory Package: 50  
 Order Unit: Each  
 Design Factor: 3:1



## 1" Extra Heavy Duty CAM Buckle

Stock #: **CC91115**  
 Finish: Yellow Zinc  
 WLL: 500 Lbs./225 Kgs.  
 Weight Each: 0.29 Lbs.

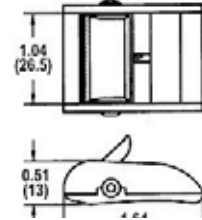
Factory Package: 200  
 Order Unit: Each  
 Design Factor: 3:1



## 1" Light Duty CAM Buckle

Stock #: **CC91108**  
 Finish: Zinc  
 WLL: 200 Lbs./90 Kgs.  
 Weight Each: 0.18 Lbs.

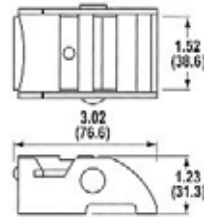
Factory Package: 500  
 Order Unit: Each  
 Design Factor: 3:1



## 1" Over Center Buckle

Stock #: **CC91118**  
 Finish: Bright Zinc  
 WLL: 660 Lbs./300 Kgs.  
 Weight Each: 0.34 Lbs.

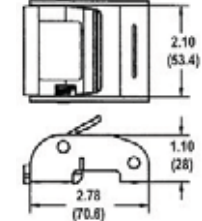
Factory Package: 100  
 Order Unit: Each  
 Design Factor: 3:1



## 2" CAM Buckle

Stock #: **CC92106**  
 Finish: Zinc  
 WLL: 835 Lbs./380 Kgs.  
 Weight Each: 0.55 Lbs.

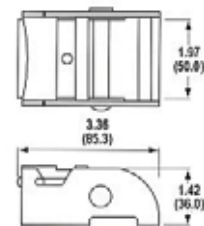
Factory Package: 100  
 Order Unit: Each  
 Design Factor: 3:1



## 2" Over Center Buckle

Stock #: **CC92119**  
 Finish: Bright Zinc  
 WLL: 1,100 Lbs./500 Kgs.  
 Weight Each: 0.61 Lbs.

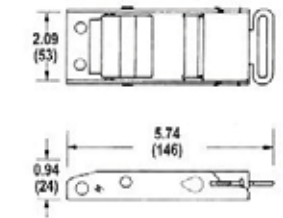
Factory Package: 60  
 Order Unit: Each  
 Design Factor: 3:1



## 2" Stainless Over Center Buckle

Stock #: **CC92250**  
 Finish: Stainless Steel  
 WLL: 1,000 Lbs./455 Kgs.  
 Weight Each: 0.70 Lbs.

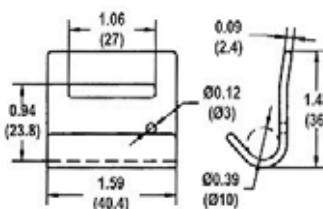
Factory Package: 60  
 Order Unit: Each  
 Design Factor: 3:1



## 1" Flat Hook

Stock #: **CC91116**  
 Finish: Black PVC  
 WLL: 220 Lbs./100 Kgs.  
 Weight Each: 0.07 Lbs.

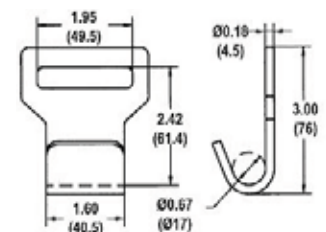
Factory Package: 500  
 Order Unit: Each  
 Design Factor: 3:1



## 2" Narrow Flat Hook

Stock #: **CC92117**  
 Finish: Yellow Zinc  
 WLL: 2,200 Lbs./1,000 Kgs.  
 Weight Each: 0.66 Lbs.

Factory Package: 100  
 Order Unit: Each  
 Design Factor: 3:1



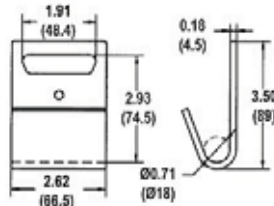
Do not exceed Working Load Limits (WLL)!  
 See the SAFETY GUIDELINES section before using these products. Pages 150 - 155.

## Bulk Strap Hardware cont.

### 2" Flat Hook (w/ Wear Clip)

Stock #: **CC92103**  
 Finish: Yellow Zinc  
 WLL: 3,335 Lbs./1,513 Kgs.  
 Weight Each: 0.67 Lbs.

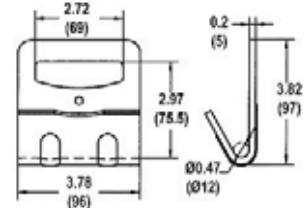
Factory Package: 80  
 Order Unit: Each  
 Design Factor: 3:1



### 4" Flat Hook (w/ Wear Clip)

Stock #: **CC94103**  
 Finish: Yellow Zinc  
 WLL: 5,000 Lbs./2,268 Kgs.  
 Weight Each: 1.04 Lbs.

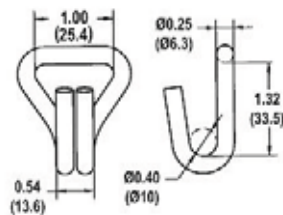
Factory Package: 60  
 Order Unit: Each  
 Design Factor: 3:1



### 1" Double J-Hook (Short)

Stock #: **CC91123**  
 Finish: Yellow Zinc  
 WLL: 835 Lbs./378 Kgs.  
 Weight Each: 0.16 Lbs.

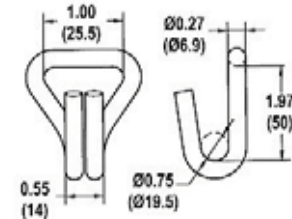
Factory Package: 500  
 Order Unit: Each  
 Design Factor: 3:1



### 1" Double J-Hook (Long)

Stock #: **CC91103**  
 Finish: Yellow Zinc  
 WLL: 1,100 Lbs./500 Kgs.  
 Weight Each: 0.25 Lbs.

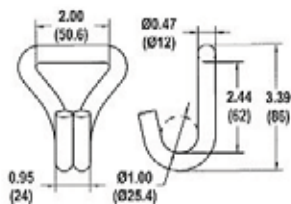
Factory Package: 300  
 Order Unit: Each  
 Design Factor: 3:1



### 2" Double J-Hook

Stock #: **CC92105**  
 Finish: Yellow Zinc  
 WLL: 3,670 Lbs./1,664 Kgs.  
 Weight Each: 0.71 Lbs.

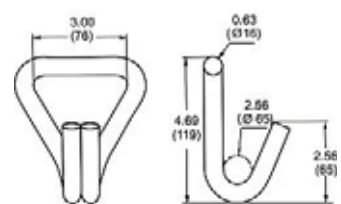
Factory Package: 80  
 Order Unit: Each  
 Design Factor: 3:1



### 3" Double J-Hook

Stock #: **CC93105**  
 Finish: Yellow Zinc  
 WLL: 7,333 Lbs./3,326 Kgs.  
 Weight Each: 1.50 Lbs.

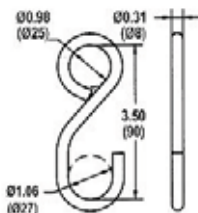
Factory Package: 40  
 Order Unit: Each  
 Design Factor: 3:1



### 1" S-Hook (8mm)

Stock #: **CC91104**  
 Finish: Yellow Zinc  
 WLL: 500 Lbs./227 Kgs.  
 Weight Each: 0.20 Lbs.

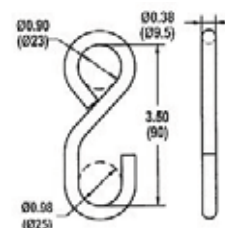
Factory Package: 200  
 Order Unit: Each  
 Design Factor: 3:1



### 1" Vinyl Coated S-Hook (8mm)

Stock #: **CC91106**  
 Finish: Black PVC  
 WLL: 500 Lbs./227 Kgs.  
 Weight Each: 0.22 Lbs.

Factory Package: 200  
 Order Unit: Each  
 Design Factor: 3:1

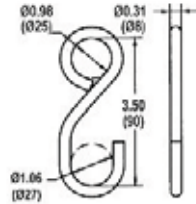




## 1" Chrome S-Hook (8mm)

Stock #: **CC91154**  
 Finish: Chrome  
 WLL: 500 Lbs./227 Kgs  
 Weight Each: 0.15 Lbs.

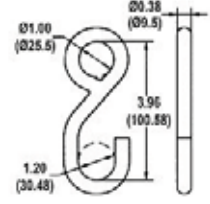
Factory Package: 100  
 Order Unit: Each  
 Design Factor: 3:1



## 1" S-Hook (9mm)

Stock #: **CC91105**  
 Finish: Yellow Zinc  
 WLL: 833 Lbs./377 Kgs.  
 Weight Each: 0.31 Lbs.

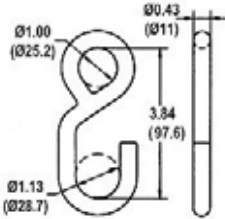
Factory Package: 150  
 Order Unit: Each  
 Design Factor: 3:1



## 1" Vinyl Coated S-Hook (9mm)

Stock #: **CC91107**  
 Finish: Black PVC  
 WLL: 833 Lbs./377 Kgs.  
 Weight Each: 0.39 Lbs.

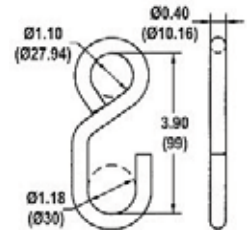
Factory Package: 150  
 Order Unit: Each  
 Design Factor: 3:1



## 1" Chrome S-Hook (10mm)

Stock #: **CC91152**  
 Finish: Chrome  
 WLL: 1,100 Lbs./500 Kgs.  
 Weight Each: 0.44 Lbs.

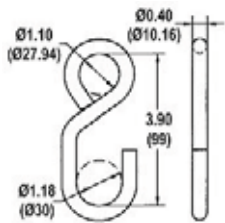
Factory Package: 120  
 Order Unit: Each  
 Design Factor: 3:1



## 1" S-Hook (10mm)

Stock #: **CC91120**  
 Finish: Yellow Zinc  
 WLL: 1,100 Lbs./500 Kgs.  
 Weight Each: 0.39 Lbs.

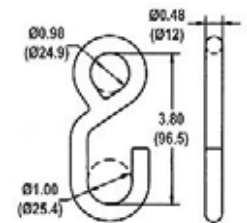
Factory Package: 120  
 Order Unit: Each  
 Design Factor: 3:1



## 1" Vinyl Coated S-Hook (10mm)

Stock #: **CC91122**  
 Finish: Black PVC  
 WLL: 1,100 Lbs./500 Kgs.  
 Weight Each: 0.42 Lbs.

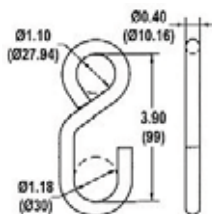
Factory Package: 120  
 Order Unit: Each  
 Design Factor: 3:1



## 1" Stainless Steel S-Hook (10mm)

Stock #: **CC91260**  
 Finish: Stainless Steel  
 WLL: 500 Lbs./227 Kgs.  
 Weight Each: 0.80 Lbs.

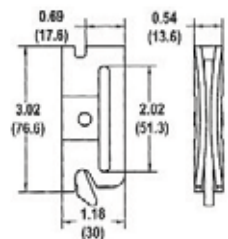
Factory Package: 120  
 Order Unit: Each  
 Design Factor: 3:1



## 2" Spring E-Clip (For E & A Tracks)

Stock #: **CC92104**  
 Finish: Yellow Zinc  
 WLL: 1,500 Lbs./680 Kgs.  
 Weight Each: 0.18 Lbs.

Factory Package: 250  
 Order Unit: Each  
 Design Factor: 3:1



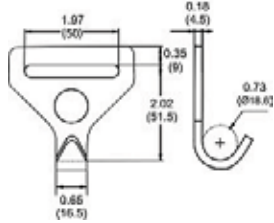
Do not exceed Working Load Limits (WLL)!  
 See the SAFETY GUIDELINES section before using these products. Pages 150 - 155.

## Bulk Strap Hardware cont.

### 2" F-Track Hook

Stock #: **CC92115**  
 Finish: Yellow Zinc  
 WLL: 735 Lbs./335 Kgs.  
 Weight Each: 0.19 Lbs.

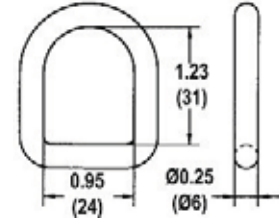
Factory Package: 250  
 Order Unit: Each  
 Design Factor: 3:1



### 1" Heavy Duty D-Ring

Stock #: **CC91110**  
 Finish: Yellow Zinc  
 WLL: 1,670 Lbs./757 Kgs.  
 Weight Each: 0.07 Lbs.

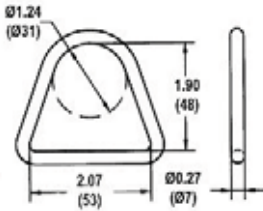
Factory Package: 500  
 Order Unit: Each  
 Design Factor: 3:1



### 2" Wire Formed D-Ring

Stock #: **CC92109**  
 Finish: Yellow Zinc  
 WLL: 1,670 Lbs./757 Kgs.  
 Weight Each: 0.28 Lbs.

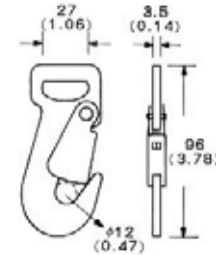
Factory Package: 300  
 Order Unit: Each  
 Design Factor: 3:1



### 1" Snap Hook

Stock #: **CC91130**  
 Finish: Bright Zinc  
 WLL: 1,000 Lbs./454 Kgs.  
 Weight Each: 0.20 Lbs.

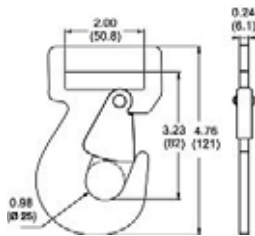
Factory Package: 200  
 Order Unit: Each  
 Design Factor: 3:1



### 2" Heavy Duty Snap Hook

Stock #: **CC92123**  
 Finish: Yellow Zinc  
 WLL: 3,666 Lbs./1,662 Kgs.  
 Weight Each: 0.60 Lbs.

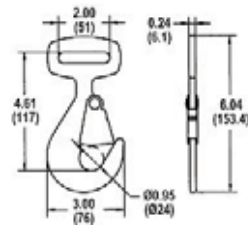
Factory Package: 100  
 Order Unit: Each  
 Design Factor: 3:1



### 2" Flat Snap Hook

Stock #: **CC92110**  
 Finish: Yellow Zinc  
 WLL: 3,666 Lbs./1,662 Kgs.  
 Weight Each: 0.70 Lbs.

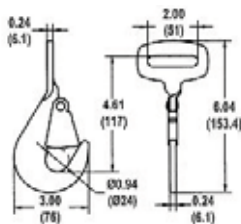
Factory Package: 50  
 Order Unit: Each  
 Design Factor: 3:1



### 2" Twist Snap Hook

Stock #: **CC92111**  
 Finish: Yellow Zinc  
 WLL: 3,666 Lbs./1,662 Kgs.  
 Weight Each: 0.85 Lbs.

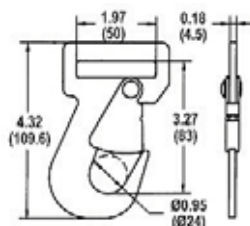
Factory Package: 60  
 Order Unit: Each  
 Design Factor: 3:1



### 2" Snap Hook

Stock #: **CC92113**  
 Finish: Yellow Zinc  
 WLL: 2,000 Lbs./907 Kgs.  
 Weight Each: 0.37 Lbs.

Factory Package: 100  
 Order Unit: Each  
 Design Factor: 3:1

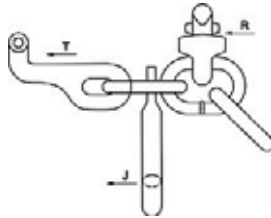


Do not exceed Working Load Limits (WLL)!  
 See the SAFETY GUIDELINES section before using these products. Pages 150 - 155.

## RTJ Cluster Hook (3 Link for Chain)

Stock #: **CC92130**  
 Finish: Bright Zinc  
 WLL: 4,000 Lbs./1,815 Kgs.  
 Weight Each: 2.65 Lbs

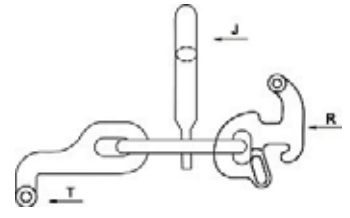
Factory Package: 10  
 Order Unit: Each  
 Design Factor: 3:1



## RTJ Cluster Hook (1 Link for Web)

Stock #: **CC92132**  
 Finish: Bright Zinc  
 WLL: 4,000 Lbs./1,815 Kgs.  
 Weight Each: 2.28 Lbs.

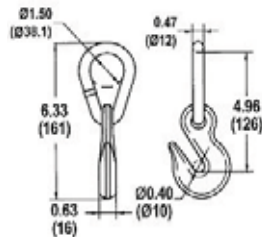
Factory Package: 10  
 Order Unit: Each  
 Design Factor: 3:1



## 5/16" Eye Grab Hook (w/ Pear Link)

Stock #: **CC93109**  
 Finish: Bright Zinc  
 WLL: 3,900 Lbs./1,770 Kgs.  
 Weight Each: 1.00 Lbs.

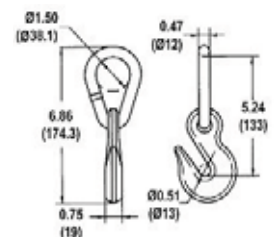
Factory Package: 50  
 Order Unit: Each  
 Design Factor: 3:1



## 3/8" Eye Grab Hook (w/ Pear Link)

Stock #: **CC93102**  
 Finish: Bright Zinc  
 WLL: 5,400 Lbs./2,450 Kgs.  
 Weight Each: 1.45 Lbs.

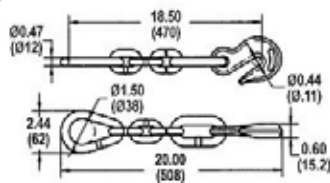
Factory Package: 50  
 Order Unit: Each  
 Design Factor: 3:1



## 5/16" X 18" HT Chain (w/ Pear & Grab Hook)

Stock #: **CC93110**  
 Finish: Bright Zinc  
 WLL: 3,900 Lbs./1,770 Kgs.  
 Weight Each: 2.10 Lbs.

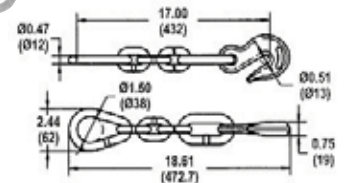
Factory Package: 100  
 Order Unit: Each  
 Design Factor: 3:1



## 3/8" X 18" HT Chain (w/ Pear & Grab Hook)

Stock #: **CC94110**  
 Finish: Bright Zinc  
 WLL: 5,400 Lbs./2,450 Kgs.  
 Weight Each: 3.31 Lbs.

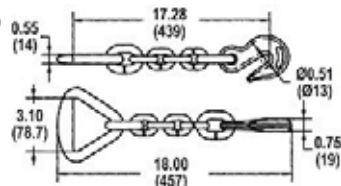
Factory Package: 150  
 Order Unit: Each  
 Design Factor: 3:1



## 3/8" X 18" HT Chain (w/ 3" V & Grab Hook)

Stock #: **CC9411-V3**  
 Finish: Bright Zinc  
 WLL: 5,400 Lbs./2,450 Kgs.  
 Weight Each: 3.10 Lbs.

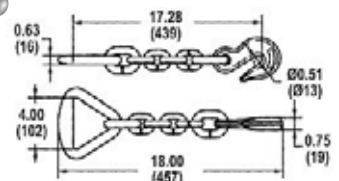
Factory Package: 50  
 Order Unit: Each  
 Design Factor: 3:1



## 3/8" X 18" HT Chain (w/ 4" V & Grab Hook)

Stock #: **CC9411-V4**  
 Finish: Bright Zinc  
 WLL: 5,400 Lbs./2,450 Kgs.  
 Weight Each: 3.30 Lbs.

Factory Package: 50  
 Order Unit: Each  
 Design Factor: 3:1



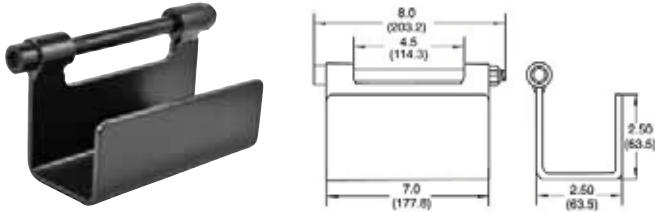
Do not exceed Working Load Limits (WLL)  
 See the SAFETY GUIDELINES section before using these products. Pages 150 - 155.

## Bulk Strap Hardware cont.

### 4" Roll-Off Container Hook

Stock #: **CC94125**  
 Finish: Black  
 WLL: 5,000 Lbs./2,268 Kgs.  
 Weight Each: 4.50 Lbs.

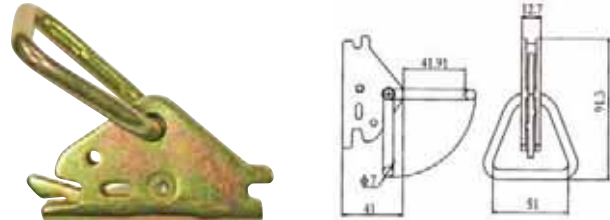
Factory Package: 20  
 Order Unit: Each  
 Design Factor: 3:1



### 2" Spring E Clip (w/ D-Ring)

Stock #: **CC92116**  
 Finish: Yellow Zinc  
 WLL: 1,366 Lbs./620 Kgs.  
 Weight Each: 0.35 Lbs.

Factory Package: 100  
 Order Unit: Each  
 Design Factor: 3:1



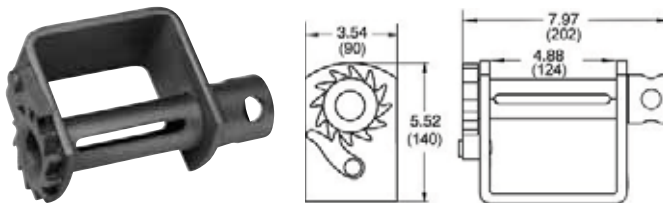
## Winches

All winches, when installed properly, provide for a safe and secure method of cargo tie-down on flat bed style trailers. They are made from medium carbon steel and meet all requirements of the DOT, CVSA and the CCMTA. For use with 2", 3" & 4" webbing and cable.

### Standard Bottom Mount Weld-On Web Winch

Stock #: **CC5850**  
 Finish: Black Powder  
 WLL: 6,000 Lbs./2,722 Kgs.  
 Weight Each: 9.50 Lbs.

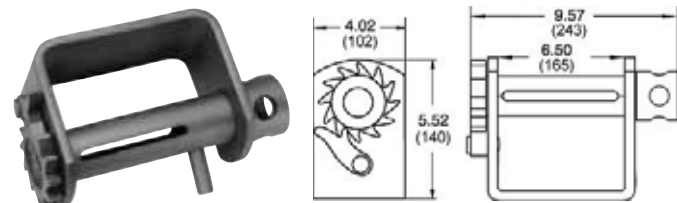
Factory Package: 6  
 Order Unit: Each  
 Design Factor: 3:1



### Combination Bottom Mount Weld-On Web & Cable Winch

Stock #: **CC5854**  
 Finish: Black Powder  
 WLL: 5,500 Lbs./2,495 Kgs.  
 Weight Each: 12.30 Lbs.

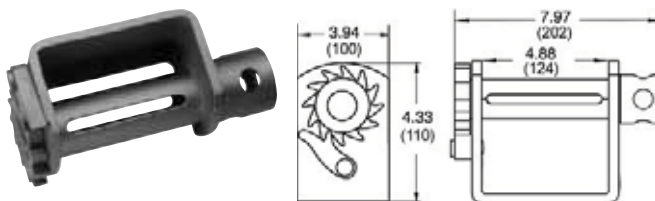
Factory Package: 6  
 Order Unit: Each  
 Design Factor: 3:1



### Standard Low-Profile Side Mount Weld-On Web Winch

Stock #: **CC5860**  
 Finish: Black Powder  
 WLL: 6,000 Lbs./2,722 Kgs.  
 Weight Each: 9.00 Lbs.

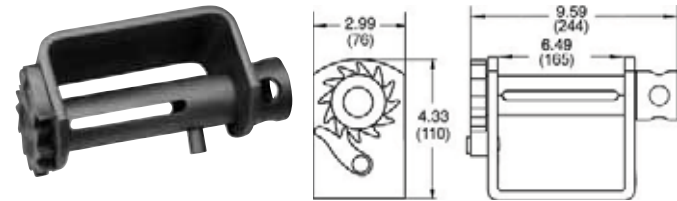
Factory Package: 6  
 Order Unit: Each  
 Design Factor: 3:1



### Combination Low Profile Mount Weld-On Web & Cable Winch

Stock #: **CC5864**  
 Finish: Black Powder  
 WLL: 5,500 Lbs./2,495 Kgs.  
 Weight Each: 10.85 Lbs.

Factory Package: 6  
 Order Unit: Each  
 Design Factor: 3:1



## For Proper Winch Use:

- Use extreme caution when tensioning the winch/assembly to assure the latch/pawl is fully engaged in the gear sprocket teeth before releasing the pressure on the winch bar. Always keep hands and fingers away from the winch pawl & keep face, head and body out of path of winch bar.

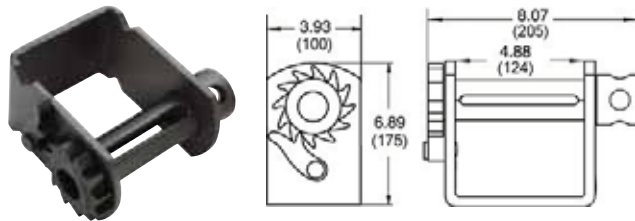


Do not exceed Working Load Limits (WLL)!  
 See the SAFETY GUIDELINES section before using these products. Pages 150 - 155.

## Standard Slider Winch

Stock #: **CC5900**  
 Finish: Black Powder  
 WLL: 5,500 Lbs./2,495 Kgs.  
 Weight Each: 11.35 Lbs.

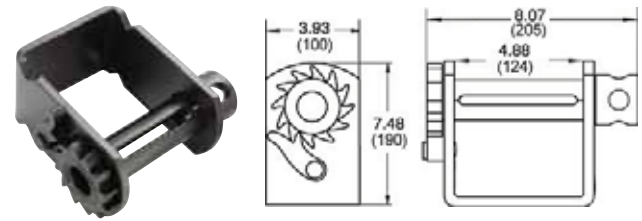
Factory Package: 6  
 Order Unit: Each  
 Design Factor: 3:1



## Storable Slider Winch

Stock #: **CC5906**  
 Finish: Black Powder  
 WLL: 5,500 Lbs./2,495 Kgs.  
 Weight Each: 11.50 Lbs.

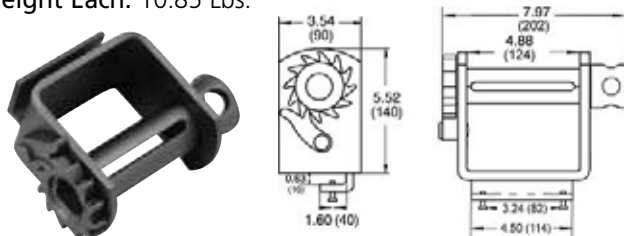
Factory Package: 6  
 Order Unit: Each  
 Design Factor: 3:1



## Standard Bottom Mount Portable Web Winch (w/ 2 bolts)

Stock #: **CC5955**  
 Finish: Black Powder  
 WLL: 6,000 Lbs./2,722 Kgs.  
 Weight Each: 10.85 Lbs.

Factory Package: 6  
 Order Unit: Each  
 Design Factor: 3:1



## Low-Profile Side Mount Portable Web Winch (w/ 2 bolts)

Stock #: **CC5965**  
 Finish: Black Powder  
 WLL: 6,000 Lbs./2,722 Kgs.  
 Weight Each: 11.50 Lbs.

Factory Package: 6  
 Order Unit: Each  
 Design Factor: 3:1

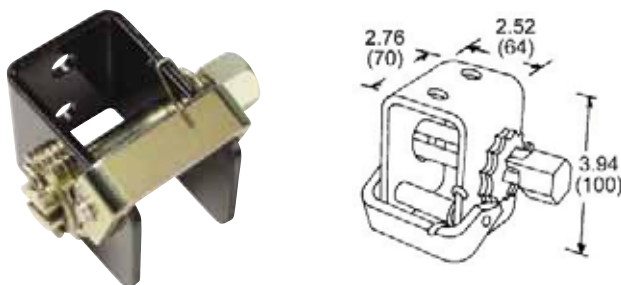


Lashing winches, for use with 2" webbing, can be welded or bolted onto a trailer. Winch design offers similar features of a ratchet buckle with its quick release. Hex drive style requires a 1 1/8" hex head wrench or socket.

## Lashing Winch (w/ Hex Drive)

Stock #: **CC5820**  
 Finish: Black Powder  
 WLL: 3,335 Lbs./1,515 Kgs.  
 Weight Each: 3.55 Lbs.

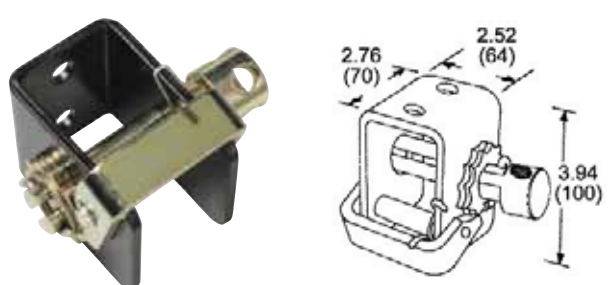
Factory Package: 10  
 Order Unit: Each  
 Design Factor: 3:1



## Lashing Winch (w/ Standard Bar Drive)

Stock #: **CC5822**  
 Finish: Black Powder  
 WLL: 3,335 Lbs./1,515 Kgs.  
 Weight Each: 3.10 Lbs.

Factory Package: 10  
 Order Unit: Each  
 Design Factor: 3:1



## For Proper Winch Use (cont.)

- Inspect all binding components (winch, strap assembly, chain assembly, loadbinder) prior to each use. Never use damaged or worn equipment. Remove from service and replace with new. Do not attempt to repair. Winch bars are used entirely at the users own risk and the use of a winch bar demonstrates an understanding of the risks and a willingness to accept the consequences of possible property damage, serious personal injury and/or loss of life.
- When using Peerless winch bars with winches the tapered point of the bar must be inserted completely through both holes in the winch cap. Failure to insert bar correctly could cause the bar to slip and result in serious personal injury and/or loss of life. During tightening and before releasing the tie down assembly, check the winch pawl to insure it has properly engaged the gear sprocket. Always grip the winch bar at the knurled section of the bar for increased safety. Reference the SAFETY GUIDELINES section of this catalog for more information.



Do not exceed Working Load Limits (WLL)  
 See the SAFETY GUIDELINES section before using these products. Pages 150 - 155.

## Winch Bars, Hard Parts & CargoGuard™

### Winch Bars

Winch bars feature a knurled handle for a safe grip as well as tapered case hardened ribbed nose piece for strength and to prevent slippage.



Stock #	Finish	Type	Length (Inches)	Qty. Per Package	Lbs. Per Package
CC5505	Painted	Standard	32.5	6	32
CC5506	Chrome	Standard	32.5	6	32
CC5515	Painted	Combination	37	6	41
CC5516	Chrome	Combination	37	6	41



### CargoBar Rack (For Square Bars Only)

Stock #: **CC5620**  
Weight: 6.25 Lbs./Ea.  
Factory Package: 8/Ctn.  
Order Unit: Each



### Weld-On C-Hook

Stock #: **CC5626**  
Weight: 0.83 Lbs./Ea.  
Factory Package: 12/Ctn.  
Order Unit: Each



### 4" Metal Corner

Stock #: **CC5630**  
Weight: 1.46 Lbs./Ea.  
Factory Package: 24/Ctn.  
Order Unit: Each



### 4" Rubber Corner

Stock #: **CC5634**  
Weight: 0.88 Lbs./Ea.  
Factory Package: 50/Ctn.  
Order Unit: Each



### 16" Galvanized Corner

Stock #: **CC5635**  
Weight: 1.83 Lbs./Ea.  
Factory Package: 24/Ctn.  
Order Unit: Each



### HD Beam Socket

Stock #: **CC5642**  
Weight: 0.92 Lbs./Ea.  
Factory Package: 12/Ctn.  
Order Unit: Each



### G-70 Floor Chain Anchor (3/8 Chain)

Stock #: **CC5656**  
Weight: 3.45 Lbs./Ea.  
Factory Package: 10/Ctn.  
Order Unit: Each



### 4" Plastic Corner

Stock #: **CC5680**  
Weight: 0.30 Lbs./Ea.  
Factory Package: 24/Ctn.  
Order Unit: Each




### Strap Winder

Stock #: **CC5695**  
Weight: 3.17 Lbs./Ea.  
Factory Package: 6/Ctn.  
Order Unit: Each


## CargoGuard™ Flexible Corner Protectors

CargoGuards feature patented, multiple living hinges that adapt to the form of any cargo, regardless of the shape. It is designed to protect both the strap and the cargo and can be installed even after the strap has been placed on the load. Made from high impact thermo-plastic, 2 or more snap together for any required length. They can be neatly stacked and are available for both 2" and 4" straps.



### CargoGuard (For 2" Straps)

Stock #: **CC5681**  
Weight: 0.07 Lbs./Ea.  
Factory Package: 24/Ctn.  
Order Unit: Each



### CargoGuard (For 2" & 4" Straps)

Stock #: **CC5682**  
Weight: 0.10 Lbs./Ea.  
Factory Package: 24/Ctn.  
Order Unit: Each



### CargoGuard 2 pk (For 2" & 4" Straps)

Stock #: **CC5684**  
Weight: 0.21 Lbs./Pkg.  
Factory Package: 24/Ctn.  
Order Unit: Each



**WARNING**

Do not exceed Working Load Limits (WLL)!  
See the SAFETY GUIDELINES section before using these products. Pages 150 - 155.

## Rubber & Elastic Tie-Down Accessories

### EPDM Rubber Rope

Stock #	Size (inches)	Type	Length (Feet)	Qty. Per Package	Lbs. Per Package
CC8170	3/8	Hollow Core	150	1	9
CC8173	3/8	Solid Core	150	1	11
CC8175	7/16	Hollow Core	150	1	12
CC8178	7/16	Solid Core	150	1	14



### EPDM Rubber Tarp Strap - With Hooks

Retail tarp straps are packaged 2 per poly bag with a header card. All tarp straps are UPC coded for sale.

Stock #		Strap Length (inches)	Overall Length (Inches)	Max Stretch (Inches)	Qty. Per Package		Lbs. Per Package	
Bulk	Retail				Bulk	Retail	Bulk	Retail
CC8409	CC8459	9	14	18-20	50	12 pr	10	6
CC8415	CC8465	15	20	24-28	50	12 pr	11	7.5
CC8421	CC8471	21	26	30-35	50	12 pr	14	8
CC8431	CC8481	31	36	40-48	50	12 pr	18	11
CC8441	CC8491	41	46	50-60	50	12 pr	22	13



### Rubber Rope S-J Hook



Stock #: **CC8199**  
 Finish: Bright Zinc  
 Wire diameter: 0.160"  
 Inside length: 3.0"  
 Weight: 0.05 Lbs./Ea.  
 Factory Package: 100/Ctn.  
 Order Unit: Each

### Tarp Strap S-Hook



Stock #: **3501760**  
 Finish: Bright Zinc  
 Wire Diameter: 0.175"  
 Inside Length: 2.40"  
 Weight: 0.05 Lbs./Ea.  
 Factory Package: 100/Ctn.  
 Order Unit: Each

### Stretch Cords

Retail packaged cords are packaged 2 per poly bag with a header card except for the 5mm size which is packaged 4 per poly bag.

Stock #	Cord Dia. (MM)	Overall Length (Inches)	Max Stretch (Inches)	Qty. Per Package	Lbs. Per Package
CC8555	5	10	14	12 bags	2
CC8562	8	12	18	12 bags	2.5
CC8568	8	18	26	12 bags	3
CC8574	8	24	36	12 bags	3
CC8580	8	30	44	12 bags	3.5
CC8586	8	36	48	12 bags	4



Do not exceed Working Load Limits (WLL)!  
 See the SAFETY GUIDELINES section before using these products. Pages 150 - 155.

## Auto Tie-Downs & Axle Straps

2" premium polyester, shrink wrapped for retail shelf display. Axle straps feature protective sleeves.

### Auto Tie-Down (W/Ratchet, HD Snap Hook & RTJ Hook)

Stock #: CC2574  
Length: 8'  
Weight: 6.00 Lbs./Ea.  
Factory Package: 8/Ctn.  
WLL: 3,300 Lbs./1,497 Kgs.  
Order Unit: Each



### Auto Tie-Down (W/Ratchet, Snap Hook & Fixed D-Ring)

Stock #: CC2575  
Length: 8'  
Weight: 4.50 Lbs.  
Factory Package: 8/Ctn.  
WLL: 2,000 Lbs./907 Kgs.  
Order Unit: Each



### Auto Tie-Down (W/Ratchet, HD Snap Hooks & Floating D-Ring)

Stock #: CC2576  
Length: 8'  
Weight: 5.00 Lbs.  
Factory Package: 8/Ctn.  
WLL: 3,300 Lbs./1,497 Kgs.  
Order Unit: Each



### Axle Strap (W/2 D-Rings)

Stock #: CC2578  
Length: 3'  
Weight: 1.00 Lbs./Ea.  
Factory Package: 8/Ctn.  
WLL: 3,300 Lbs./1,497 Kgs.  
Order Unit: Each



### Axle Strap (W/ HD Snap Hooks & Floating D-Ring)

Stock #: CC2579  
Length: 4'  
Weight: 1.20 Lbs./Ea.  
Factory Package: 8/Ctn.  
WLL: 3,300 Lbs./1,497 Kgs.  
Order Unit: Each



### Auto Tie-Down (W/Carrying Bag)

Stock #: CC2570  
Includes: 2 ea. CC2576 & CC2579  
Weight: 15.50 Lbs./Ea.  
Factory Package: 4 Kits/Ctn.  
WLL: 3,300 Lbs./1,497 Kgs.  
Order Unit: Each





## Tow Straps

Premium nylon tow straps are packaged in shrink wrap plastic with circle card. Tow straps with hook features two chrome eye tow hooks.

**NOT FOR OVERHEAD LIFTING**

Stock #	End Type	Width (Inches)	Length (Feet)	Qty. Per Pkg.	Lbs. Per Pkg.	Working Load Limit	
						Lbs.	Kgs.
CC2001	Hooks	2	20	6	20	5,000	2,268
CC2002	Loop	2	20	6	15	5,000	2,268
CC2003	Loop	2	30	6	23	5,000	2,268
CC2004	Loop	3	25	4	19	7,800	3,538
CC2005	Loop	4	30	2	15	10,000	4,536



## G70 Tow Chains

**NOT FOR OVERHEAD LIFTING.**



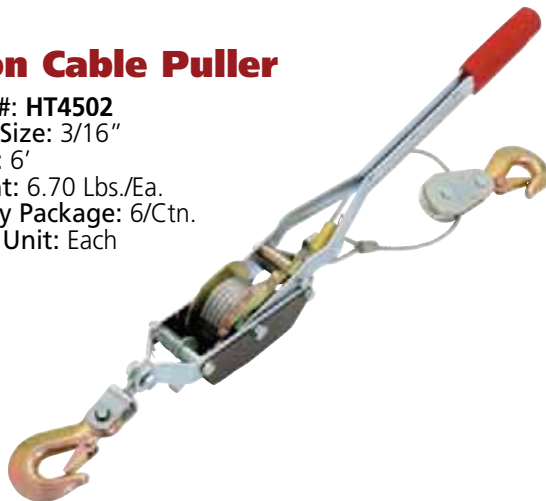
Stock #	Trade Size	Length (Feet)	Qty. Per Pkg.	Lbs. Per Pkg.	Working Load Limit	
					Lbs.	Kgs.
H3451-5120	5/16	16	3/Ctn.	19.40	4,700	2,132
H3451-5520	3/8	16	3/Ctn.	25.80	6,600	2,994

## Cable Pullers



### 2 Ton Cable Puller

Stock #: HT4502  
 Cable Size: 3/16"  
 Travel: 6'  
 Weight: 6.70 Lbs./Ea.  
 Factory Package: 6/Ctn.  
 Order Unit: Each



### 4 Ton Cable Puller

Stock #: HT4504  
 Cable Size: 1/4"  
 Travel: 6'  
 Weight: 12.75 Lbs./Ea.  
 Factory Package: 4/Ctn.  
 Order Unit: Each



Do not exceed Working Load Limits (WLL)! See the SAFETY GUIDELINES section before using these products. Pages 150 - 155.

## Trailer Safety Chain



### S-Hooks - Heat Treated

Stock #	Zinc	Hook No.	Trailer Class	Hooks		Qty. Per Pkg.	Lbs. Per Ea.	GVWR	
				Wire Dia.	Inside Length			Lbs.	Kgs.
7983535		835	1	0.375	2.870	250	0.23	2,000	910
7983935		839	2 & 3	0.454	3.880	100	0.40	5,000	2,270
7983735		837	4	0.531	3.880	50	0.60	7,600	3,447



### Hooks W/Latches - Heat Treated

Stock #	Zinc	Hook No.	Trailer Class	Hooks		Qty. Per Pkg.	Lbs. Per Ea.	GVWR	
				Wire Dia.	Inside Length			Lbs.	Kgs.
7993535		935	1	0.375	3.500	250	0.26	2,000	910
7993935		939	2 & 3	0.454	3.500	100	0.40	5,000	2,270
7993735		937	4	0.531	3.500	50	0.60	7,600	3,447

## Trailer Chain Class 1

**Class 1** - All Types of trailers with a trailer Gross Vehicle Weight Rating (GVWR) (trailer pounds including it's load) not to exceed 2,000 lbs (910 kg). Two chains must be used per trailer.



Stock #	Zinc	Trade Size (Inches)	Length (inches)	Hooks	Qty. Per Drum	Lbs. Per Drum	GVWR	
							Lbs.	Kgs.
6870110		3/16 G30	24	1 (w/Latch)	250	245	2,000	910
6800031		3/16 G30	48	2 (w/Latch)	100	195	2,000	910

## Trailer Chain Class 2 & 3

**Class 2** - All types of trailers with a GVWR of over 2,000 lbs (910 kg) and not to exceed 3,500 lbs (1,590 kg) GVWR.

**Class 3** - All types of trailers with a GVWR of over 3,500 lbs (1,590 kg) and not to exceed 5,000 lbs (2,270 kg) GVWR. Two chains must be used per trailer. The chains in the chart below meet both class 2 & 3 specifications.



Stock #	Zinc	Trade Size (Inches)	Length (inches)	Hooks	Qty. Per Drum	Lbs. Per Drum	GVWR	
							Lbs.	Kgs.
8640210		1/4 G30	24	1 (S-Hook)	150	227	5,000	2,270
8671115		1/4 G30	30	1 (S-Hook)	100	190	5,000	2,270
8640220		1/4 G30	36	1 (S-Hook)	100	220	5,000	2,270
8666230		1/4 G30	48	2 (S-Hook)	100	307	5,000	2,270
8650240		1/4 G30	60	2 (S-Hook)	50	375	5,000	2,270
8666250		1/4 G30	72	2 (S-Hook)	50	225	5,000	2,270
8607716		1/4 G30	24	1 (w/Latch)	100	160	5,000	2,270
6840215		1/4 G30	30	1 (w/Latch)	100	185	5,000	2,270
8610115		1/4 G30	36	1 (w/Latch)	125	265	5,000	2,270
6800032		1/4 G30	48	2 (w/Latch)	100	300	5,000	2,270
6800033		1/4 G30	60	2 (w/Latch)	100	360	5,000	2,270
8610956		1/4 G30	72	2 (w/Latch)	50	208	5,000	2,270





## Trailer Chain Class 4 & Above

**Class 4** - All Types of trailers with a GVWR of over 5000 lbs (2270 kg) and not to exceed 10,000 lbs (4540 kg) GVWR. Two chains must be used per trailer.

Stock #	Zinc	Trade Size (Inches)	Length (inches)	Hooks	Qty. Per Drum	Lbs. Per Drum	GVWR	
							Lbs.	Kgs.
8607006		8/0 (0.342)	30	1 (S-Hook)	150	227	7,600	3,447
8604229		8/0 (0.342)	36	1 (S-Hook)	100	190	7,600	3,447
6807902		8/0 (0.342)	30	1 (w/Latch)	100	220	7,600	3,447
8607260		8/0 (0.342)	36	1 (w/Latch)	100	307	7,600	3,447
8607903		5/16 G30	36	1 Clevis Slip Hook & Latch	50	375	7,600	3,447
6800028		5/16 G43	36	1 Clevis Slip Hook & Latch	50	225	11,700	5,307
8605734		3/8 G43	36	1 Clevis Slip Hook & Latch	100	160	16,200	7,348
6800026		3/8 G70	36	1 Clevis Slip Hook & Latch	100	185	26,400	11,975

## Ag Trailer Chain

Peerless Ag-Safety chains meet the requirements of ANSI/ ASAE Standard S338.5. All chains come with latch-type grab hooks, which ensure that the chain will not separate from the towing vehicle. A permanent ID tag states the gross vehicle pounds for which the chain is intended.

Stock #	Zinc	Trade Size (Inches)	Length (inches)	Qty. Per Pkg.	Lbs. Per Pkg.	System Strength	
						Lbs.	Kgs.
8607193		1/4 (G43)	59	50	220	6,400	2,903
8607187		5/16 (G43)	59	50	305	10,100	4,581
8607224		5/16 (G70)	60	50	355	16,100	7,303
8607189		3/8 (G70)	59	25	225	20,200	9,163
8607191		7/16 (G70)	64	20	280	30,400	13,789
8607225		1/2 (G70)	70	20	340	40,500	18,371
8607195		5/8 (G70)	107	1	37	60,600	27,488



## Winch Line Tail Chain

ACCO's Winch Line Tail Chain is a flexible attachment for use with wire rope. Length specified is exclusive of hook. Use same size chains as wire rope. The hook is dropped forged alloy steel and heat treated for extra durability. The hook is designed to prevent wear on wire rope. **NOT FOR OVERHEAD LIFTING.**

### Low Carbon

Stock #	Trade Size			No. of Links	Wire Rope Dia.	Lbs. Per Ea.	WLL.	
	Black	In.	MM				Lgth.	Lbs.
574280818	1/2	13	18	11	5/16 - 3/8	8.6	9,200	4,172
574281018	5/8	16	18	8	1/2 - 5/8	9.8	13,000	5,896
574281218	3/4	19	18	6	3/4 - 7/8	15.0	20,200	9,161

*Design Factor 3.5:1*

### Alloy

Stock #	Trade Size			No. of Links	Wire Rope Dia.	Lbs. Per Ea.	WLL.	
	Black	In.	MM				Lgth.	Lbs.
574480818	1/2	13	18	8	5/16 - 3/8	6.8	12,000	5,442
574481018	5/8	16	18	7	1/2 - 5/8	8.9	18,100	8,209
574411218	3/4	19	18	6	3/4 - 7/8	15.5	28,300	12,834
574481424	7/8	22	24	8	1 - 1-1/8	22.2	34,200	15,510
574481624	1	26	24	6	1 - 1-1/8	24.0	47,700	21,633

*Design Factor 3.5:1*



Do not exceed Working Load Limits (WLL)! See the SAFETY GUIDELINES section before using these products. Pages 150 - 155.

## SmartBar™

### The Most Versatile Loadlock On The Market!

Our SmartBar™, with high leverage and flexible feet, mean superior holding power. Square vs. round tubing provides a stronger bar (less susceptible to bending and more surface area to cargo). The SmartBar™ can brace a whole load or just part of one.

- Easier to use and store. 140 SmartBars™ can ship on a standard pallet!
- Up to 20% more holding power than conventional loadlocks.
- Adjusts continuously from 48" - 108". Securement range from small truck bed to full high cube trailer width.

The vinyl coated lever provides smooth, positive operation. Closed bar locking tab is easily locked / unlocked with the convenient thumb release.

The SmartBar™ is designed for use in trailers with flexible walls. The feet have extra cushioning to compensate for the flex of some trailers.

With optional E-Track attachment (#CC5015), the SmartBar™ can easily be adapted for use in A & E track, doubling the front to back holding power.



Stock #	Reach (Inches)	Description	Qty. Per Package	Package	Weight (Lbs./Ea.)
Zinc Plated					
CC5010	48 - 108	3 Section Steel SmartBar™	4	Bundle	13.50



## SmartBar™ Parts

### E-Track Kit

Stock #: **CC5015**  
 Weight: 0.12 Lbs./Ea.  
 Factory Package: 12 Kits/Ctn.  
 Order Unit: Each



### SmartBar™ Repair Kit

Stock #: **CC5016**  
 Weight: 0.16 Lbs./Ea.  
 Factory Package: 12 Kits/Ctn.  
 Order Unit: Each



### Replacement Foot (small)

Stock #: **CC5018**  
 Weight: 0.40 Lbs./Ea.  
 Factory Package: 12/Ctn.  
 Order Unit: Each



### Replacement Foot (large)

Stock #: **CC5019**  
 Weight: 0.45 Lbs./Ea.  
 Factory Package: 12/Ctn.  
 Order Unit: Each



Do not exceed Working Load Limits (WLL)!  
 See the SAFETY GUIDELINES section before using these products. Pages 150 - 155.

## SecureBar™ & GrabBar™

### SecureBar™

#### Versatile Loadlock For Light Truck & Passenger Vehicles

Durable square tubing provides added strength. It is versatile and can be used in pickups, SUVs, vans and passenger cars. The soft rubber feet provide excellent grip and won't mar surfaces. Retail package is a 46" four color card with pictures and instructions for use. Hangs vertical or horizontal on standard peg hooks.

- Adjusts continuously from 44" to 78".
- Easy operation - Positive locking lever action and quick thumb release.
- Zinc plated for maximum rust protection.

Stock #	Reach (Inches)	Description	Qty. Per Package	Package	Weight (Lbs./Ea.)
CC5225	44 - 78	SecureBar™ CargoBar - Retail Pkg.	4	Carton	5.00
CC5225-B	44 - 78	SecureBar™ CargoBar - Bulk Pkg.	160	Crate	5.00



### GrabBar™

Designed for cargo stabilization inside trailers with wood or metal rails. Feet adjust to board/rail thickness ranging from 1/3" - 1 3/4". Collapses down to 46" for easy storage, with a full adjustment range to 106". The rubber feet provide excellent grip and will not damage surfaces. Use the GrabBar™ stop collar for rigidity in stake side truck applications. The GrabBar™ can also be used in conjunction with the SmartBar™ (see photo at right).

Stock #	Reach (Inches)	Description	Qty. Per Package	Package	Weight (Lbs./Ea.)
CC5200	46 - 106	GrabBar™	2	Bundle	17.50



## SecureBar™ & GrabBar™ Parts

### Replacement Foot (Small for CC5225)



Stock #: **CC5238**  
 Weight: 0.42 Lbs./Ea.  
 Factory Package: 12/Ctn.  
 Order Unit: Each

### Replacement Foot (Large for CC5225)



Stock #: **CC5239**  
 Weight: 0.42 Lbs./Ea.  
 Factory Package: 12/Ctn.  
 Order Unit: Each

### GrabBar Stop Collar (For CC5200)



Stock #: **CC5212**  
 Weight: 1.00 Lbs./Ea.  
 Factory Package: 6/Ctn.  
 Order Unit: Each



Do not exceed Working Load Limits (WLL)!  
 See the SAFETY GUIDELINES section before using these products. Pages 150 - 155.

## Loadlocks

### Steel Loadlock

Stock #: **CC5050**  
 Reach: 88" - 102"  
 Weight: 12.80 Lbs./Ea.  
 Factory Package: 4/Bundle  
 Order Unit: Each

### Aluminum Loadlock

Stock #: **CC5150**  
 Reach: 88" - 102"  
 Weight: 9.50 Lbs./Ea.  
 Factory Package: 4/Bundle  
 Order Unit: Each



## Loadlock Parts

### Foot (Large End)

Stock #: **CC5171**  
 Weight: 0.92 Lbs./Ea.  
 Factory Package: 6/Ctn.  
 Order Unit: Each



### Foot (Small End)

Stock #: **CC5172**  
 Weight: 0.92 Lbs./Ea.  
 Factory Package: 6/Ctn.  
 Order Unit: Each




### Aluminum Handle Assembly (w/Lock)

Stock #: **CC5173**  
 Weight: 1.50 Lbs./Ea.  
 Factory Package: 6/Ctn.  
 Order Unit: Each



### Replacement Handle

Stock #: **CC5174**  
 Weight: 0.66 Lbs./Ea.  
 Factory Package: 6/Ctn.  
 Order Unit: Each



### Tooth Extension Rack

Stock #: **CC5175**  
 Weight: 1.20 Lbs./Ea.  
 Factory Package: 6/Ctn.  
 Order Unit: Each




## Coil Racks

Coil racks are used to assist in stabilization of metal coils during transport.

### Coil Rack (Heavy Duty)

Stock #: **CC5649**  
 Gauge: 6  
 Color: Black  
 Weight: 15.25 Lbs./Ea.  
 Factory Package: 4/Ctn.  
 Order Unit: Each



### Coil Rack (Light Duty)

Stock #: **CC5647**  
 Gauge: 10  
 Color: Black  
 Weight: 5.00 Lbs./Ea.  
 Factory Package: 10/Ctn.  
 Order Unit: Each



**WARNING**

Do not exceed Working Load Limits (WLL)!  
 See the SAFETY GUIDELINES section before using these products. Pages 150 - 155.



Grade 70 Chain .....96-97  
Grade 43 Chain .....98-100  
Grade 30 Chain .....101-104  
Stainless Steel Chain ..... 105  
Straight & Twist Link Coil Chain... 106-107  
Straight & Twist Link Machine .....107-108  
Passing Link Chain ..... 108  
Twin Loop Chain ..... 109  
Brass Plumbers Chain..... 109  
Sash Chain ..... 110  
Jack Chain ..... 110  
Lock Link Chain ..... 111  
Plastic Chain ..... 111

## Grade 70 Domestic Transport Chain (NACM)



Transport chain is considered the chain of choice for load binding applications. It is also well suited for tie-downs, towing and logging operations. Its strength to weight ratio exceeds that of Proof Coil and High Test. Transport chain meets Department of Transportation regulations. Order unit is foot. **NOT FOR OVERHEAD LIFTING.**

### Full Drum

Stock #	Trade Size		Wire Dia. (Inches)	Inside Link Dim. (Inches)		Ft. Per Drum	Net Wt. (Lbs.)	Working Load Limit	
	Inches	MM		Length (Nominal)	Width (Min.)			Lbs.	Kgs.
5041253	1/4	7	0.274	1.236	0.480	800	508	3,150	1,429
5040353*	5/16	8	0.334	1.120	0.480	550	550	4,700	2,132
5041453	3/8	10	0.392	1.374	0.551	400	544	6,600	2,994
5041653	1/2	13	0.510	1.782	0.750	200	460	11,300	5,127
5040853	5/8	16	0.625	2.016	0.851	150	521	15,800	7,166

\*Made to Short Link specs

### Half Drum

Stock #	Trade Size		Wire Dia. (Inches)	Inside Link Dim. (Inches)		Ft. Per Drum	Net Wt. (Lbs.)	Working Load Limit	
	Inches	MM		Length (Nominal)	Width (Min.)			Lbs.	Kgs.
5041254	1/4	7	0.274	1.236	0.480	400	254	3,150	1,429
5040354*	5/16	8	0.334	1.120	0.480	275	275	4,700	2,132
5041454	3/8	10	0.392	1.374	0.551	200	272	6,600	2,994
5041654	1/2	13	0.510	1.782	0.750	100	230	11,300	5,127
5040854	5/8	16	0.625	2.016	0.851	75	261	15,800	7,166

\*Made to Short Link specs

### 5 Gallon Square Pail

Stock #	Trade Size		Wire Dia. (Inches)	Inside Link Dim. (Inches)		Ft. Per Pail	Net Wt. (Lbs.)	Working Load Limit	
	Inches	MM		Length (Nominal)	Width (Min.)			Lbs.	Kgs.
5440255	1/4	7	0.274	1.236	0.480	150	96	3,150	1,429
5440355*	5/16	8	0.334	1.120	0.480	100	100	4,700	2,132
5440455	3/8	10	0.392	1.374	0.551	75	102	6,600	2,994

\*Made to Short Link specs



All G70 domestic chain (5/16, 3/8, 1/2) is stamped with the Working Load Limit every 10 links as shown.



Do not exceed Working Load Limits (WLL)! See the SAFETY GUIDELINES section before using these products. Pages 150 - 155.



## Grade 70 Import Transport Chain (Short Link)

Grade 70 was designed specifically to provide a light, yet strong chain for binding, tie-downs, towing and construction use. Made from a variety of medium carbon and alloy materials. Induction heat treated, the chain meets all requirements set by the Department of Transportation (DOT), CCMTA & CVSA for truck tie-down use. Manufactured to ASTM 80 short link specs or NACM long link specs for reduced weight. Order unit is foot. **NOT FOR OVERHEAD LIFTING.**

### Full Drum

Stock #	Trade Size		Wire Dia. (Inches)	Inside Link Dim. (Inches)		Ft. Per Drum	Net Wt. (Lbs.)	Working Load Limit	
	Inches	MM		Length (Nominal)	Width (Min.)			Lbs.	Kgs.
Yellow Zinc									
H0316-0420	1/4	7	0.281	0.980	0.410	800	570	3,150	1,429
H0316-0520	5/16	8	0.343	1.100	0.470	550	630	4,700	2,132
H0316-0620	3/8	10	0.406	1.190	0.550	400	615	6,600	2,994
H0316-0820	1/2	13	0.531	1.600	0.750	200	526	11,300	5,127
H0316-0920	5/8	16	0.630	2.020	0.550	150	563	15,800	7,166

### Half Drum

Stock #	Trade Size		Wire Dia. (Inches)	Inside Link Dim. (Inches)		Ft. Per Drum	Net Wt. (Lbs.)	Working Load Limit	
	Inches	MM		Length (Nominal)	Width (Min.)			Lbs.	Kgs.
Yellow Zinc									
H0314-0420	1/4	7	0.281	0.980	0.410	400	285	3,150	1,429
H0314-0520	5/16	8	0.343	1.100	0.470	275	326	4,700	2,132
H0314-0620	3/8	10	0.406	1.190	0.550	200	308	6,600	2,994
H0314-0820	1/2	13	0.531	1.600	0.750	100	263	11,300	5,127

### 5 Gallon Round Pail

Stock #	Trade Size		Wire Dia. (Inches)	Inside Link Dim. (Inches)		Ft. Per Pail	Net Wt. (Lbs.)	Working Load Limit	
	Inches	MM		Length (Nominal)	Width (Min.)			Lbs.	Kgs.
Yellow Zinc									
H0310-0420	1/4	7	0.281	0.980	0.410	150	110	3,150	1,429
H0310-0520	5/16	8	0.343	1.100	0.470	100	118	4,700	2,132
H0310-0620	3/8	10	0.406	1.190	0.550	75	115	6,600	2,994

## Grade 70 Import Transport Chain (NACM) - Full Drum

Stock #	Trade Size		Wire Dia. (Inches)	Inside Link Dim. (Inches)		Ft. Per Drum	Net Wt. (Lbs.)	Working Load Limit	
	Inches	MM		Length (Nominal)	Width (Min.)			Lbs.	Kgs.
Yellow Zinc									
H0317-0420	1/4	7	0.281	1.240	0.410	800	540	3150	1429
H0317-0520	5/16	8	0.343	1.290	0.470	550	586	4700	2132
H0317-0620	3/8	10	0.406	1.380	0.550	400	584	6600	2994
H0317-0820	1/2	13	0.531	1.790	0.720	200	500	11300	5127



Do not exceed Working Load Limits (WLL)! See the SAFETY GUIDELINES section before using these products. Pages 150 - 155.

## Grade 43 High Test Chain (NACM)

Grade 43 Chain features both high tensile strength and resistance to wear needed by modern hauling and heavy duty trucking, farm and construction firms. Working load limits exceed those of ordinary low carbon or general utility chain. Order unit is foot.

**NOT FOR OVERHEAD LIFTING.**



### Full Drum

Stock #			Trade Size		Wire Dia. (In.)	Inside Link Dim. (Inches)		Ft. Per Drum	Net Wt. (Lbs.)	Working Load Limit	
Self-Colored	Zinc	HDG	In.	MM		Length (Nominal)	Width (Min.)			Lbs.	Kgs.
5031213	5031233	5630247	1/4	7	0.274	1.236	0.480	800	508	2,600	1,180
5031313	5031333	5630347	5/16	8	0.328	1.285	0.480	550	512	3,900	1,770
5031413	5031433	5630447	3/8	10	0.392	1.374	0.551	400	544	5,400	2,450
5031613	5031633	5630647	1/2	13	0.509	1.782	0.750	200	460	9,200	4,174
5030813	---	5630847	5/8	16	0.625	2.016	0.851	150	554	13,000	5,897
5030913	---	5030947	3/4	20	0.781	2.610	1.020	100	542	20,200	9,163
5031013	---	5031047	7/8	22	0.904	2.570	1.260	75	582	24,500	11,113
5301113	---	5301147	1	26	1.032	2.870	1.420	60	606	30,000	13,608

### Half Drum

Stock #			Trade Size		Wire Dia. (In.)	Inside Link Dim. (Inches)		Ft. Per Drum	Net Wt. (Lbs.)	Working Load Limit	
Self-Colored	Zinc	HDG	In.	MM		Length (Nominal)	Width (Min.)			Lbs.	Kgs.
5031214	5031234	5630248	1/4	7	0.274	1.236	0.480	400	254	2,600	1,180
5031314	5031334	5630348	5/16	8	0.328	1.285	0.480	275	256	3,900	1,770
5031414	5031434	5630448	3/8	10	0.392	1.374	0.551	200	272	5,400	2,450
5031614	5031634	5630648	1/2	13	0.509	1.782	0.750	100	230	9,200	4,174

### 5 Gallon Square Pail

Stock #	Trade Size		Wire Dia. (In.)	Inside Link Dim. (Inches)		Ft. Per Pail	Net Wt. (Lbs.)	Working Load Limit	
Self-Colored	In.	MM		Length (Nominal)	Width (Min.)			Lbs.	Kgs.
5431215	1/4	7	0.274	1.236	0.480	150	96	2,600	1,180
5431315	5/16	8	0.328	1.285	0.480	100	93	3,900	1,770
5431415	3/8	10	0.392	1.374	0.551	75	102	5,400	2,450



Do not exceed Working Load Limits (WLL)! See the SAFETY GUIDELINES section before using these products. Pages 150 - 155.



## Grade 43 Import High Test Chain (NACM)

A general utility chain for farm, industrial and home applications such as; log chain, cargo lashing, pipeline hanging, tailgate, guard rail, tow and switch chain. Order unit is foot. **NOT FOR OVERHEAD LIFTING.**

### Full Drum

Stock #		Trade Size		Wire Dia. (In.)	Inside Link Dim. (Inches)		Ft. Per Drum	Net Wt. (Lbs.)	Working Load Limit	
Self-Colored	Zinc	In.	MM		Length (Nominal)	Width (Min.)			Lbs.	Kgs.
6713202	6702203	1/4	7	0.276	1.240	0.380	800	508	2,600	1,180
6735302	6724303	5/16	8	0.343	1.290	0.440	550	503	3,900	1,770
6757402	6746403	3/8	10	0.406	1.380	0.550	400	544	5,400	2,450

### 5 Gallon Square Pail

Stock #	Trade Size		Wire Dia. (In.)	Inside Link Dim. (Inches)		Ft. Per Pail	Net Wt. (Lbs.)	Working Load Limit	
	Zinc	In.		MM	Length (Nominal)			Width (Min.)	Lbs.
6202207	1/4	7	0.276	1.240	0.380	150	96	2,600	1,180
6224307	5/16	8	0.343	1.290	0.440	100	93	3,900	1,770
6246407	3/8	10	0.406	1.380	0.550	75	102	5,400	2,450



Do not exceed Working Load Limits (WLL)! See the SAFETY GUIDELINES section before using these products. Pages 150 - 155.



## G43 Import High Test Chain (Short Link)

Order unit is foot. **NOT FOR OVERHEAD LIFTING.**

### Full Drum

Stock #		Trade Size (In.)	Wire Dia. (In.)	Inside Dimensions (Inches)		Qty. Per Drum	Net Wt. (Lbs.)	Working Load Limit	
Self-Colored	HDG			Length (Nominal)	Width (Minimum)			Lbs.	Kgs.
H0216-0400	H0216-0415	1/4	0.281	0.980	0.410	800	600	2,600	1,180
H0216-0500	H0216-0515	5/16	0.343	1.100	0.480	550	633	3,900	1,770
H0216-0600	H0216-0615	3/8	0.406	1.340	0.570	400	640	5,400	2,450
H0216-0800	H0216-0815	1/2	0.531	1.500	0.750	200	540	9,200	4,174

### Half Drum

Stock #		Trade Size (In.)	Wire Dia. (In.)	Inside Dimensions (Inches)		Qty. Per Drum	Net Wt. (Lbs.)	Working Load Limit	
Self-Colored				Length (Nominal)	Width (Minimum)			Lbs.	Kgs.
H0214-0400		1/4	0.281	0.980	0.410	400	300	2,600	1,180
H0214-0500		5/16	0.343	1.100	0.480	275	316	3,900	1,770
H0214-0600		3/8	0.406	1.340	0.570	200	320	5,400	2,450
H0214-0800		1/2	0.531	1.500	0.750	100	270	9,200	4,174

### 5 Gallon Pail

Stock #			Trade Size (In.)	Wire Dia. (In.)	Inside Dimensions (Inches)		Qty. Per Pail	Net Wt. (Lbs.)	Working Load Limit	
Self-Colored	Zinc	HDG			Length (Nominal)	Width (Minimum)			Lbs.	Kgs.
H0210-0405	H0210-0411	700191732	1/4	0.281	0.980	0.410	150	105	2,600	1,180
H0210-0505	H0210-0511	701340801	5/16	0.343	1.100	0.480	100	119	3,900	1,770
H0210-0605	H0210-0611	---	3/8	0.406	1.340	0.570	75	124	5,400	2,450
H0210-0805	---	---	1/2	0.531	1.500	0.750	40	114	9,200	4,174



Do not exceed Working Load Limits (WLL)! See the SAFETY GUIDELINES section before using these products. Pages 150 - 155.



## Grade 30 Proof Coil Chain (NACM)

A general utility chain for farm, industrial and home applications such as: log chain, cargo lashing, pipeline hanging, tailgate, guard rail, tow and switch chain. Order unit is foot. **NOT FOR OVERHEAD LIFTING.**



### Full Drum

Stock #			Trade Size		Wire Dia. (In.)	Inside Link Dim. (Inches)		Ft. Per Drum	Net Wt. (Lbs.)	Working Load Limit	
Self-Colored	Zinc	HDG	In.	MM		Length (Nominal)	Width (Min.)			Lbs.	Kgs.
5011113	5011133	5610147	3/16	5.5	0.217	0.950	0.405	800	320	800	363
5011213	5011233	5610247	1/4	7	0.274	1.236	0.480	800	508	1,300	590
5011313	5011333	5610347	5/16	8	0.328	1.285	0.480	550	512	1,900	862
5011413	5011433	5610447	3/8	10	0.392	1.374	0.551	400	544	2,650	1,202
5011613	5011633	5610647	1/2	13	0.509	1.782	0.750	200	460	4,500	2,042
5010813	5010833	5610847	5/8	16	0.625	2.016	0.851	150	554	6,900	3,131
5010913	---	5010947	3/4	20	0.781	2.610	1.020	100	542	10,600	4,808
5011013	---	5011047	7/8	22	0.904	2.570	1.260	75	573	12,800	5,806
5101113	---	5101147	1	26	1.032	2.900	1.435	60	606	17,900	8,119

### Half Drum

Stock #			Trade Size		Wire Dia. (In.)	Inside Link Dim. (Inches)		Ft. Per Drum	Net Wt. (Lbs.)	Working Load Limit	
Self-Colored	Zinc	HDG	In.	MM		Length (Nominal)	Width (Min.)			Lbs.	Kgs.
5011114	5011134	5610148	3/16	5.5	0.217	0.950	0.405	400	160	800	363
5011214	5011234	5610248	1/4	7	0.274	1.236	0.480	400	254	1,300	590
5011314	5011334	5610348	5/16	8	0.328	1.285	0.480	275	256	1,900	862
5011414	5011434	5610448	3/8	10	0.392	1.374	0.551	200	272	2,650	1,202
5011614	5011634	5610648	1/2	13	0.509	1.782	0.750	100	230	4,500	2,042

### 5 Gallon Square Pail

Stock #		Trade Size		Wire Dia. (In.)	Inside Link Dim. (Inches)		Ft. Per Pail	Net Wt. (Lbs.)	Working Load Limit	
Zinc	HDG	In.	MM		Length (Nominal)	Width (Min.)			Lbs.	Kgs.
5411135	5411165	3/16	5.5	0.217	0.950	0.405	250	100	800	363
5411235	5411265	1/4	7	0.274	1.236	0.480	141	90	1,300	590
5411335	5411365	5/16	8	0.328	1.285	0.480	92	86	1,900	862
5411435	5411465	3/8	10	0.392	1.374	0.551	63	86	2,650	1,202
5411635	---	1/2	13	0.509	1.782	0.750	35	81	4,500	2,042



Do not exceed Working Load Limits (WLL)! See the SAFETY GUIDELINES section before using these products. Pages 150 - 155.

## Grade 30 Import Proof Coil Chain (NACM)

A general utility chain for farm, industrial and home applications such as: log chain, cargo lashing, pipeline hanging, tailgate, guard rail, tow and switch chain. Order unit is foot.

**NOT FOR OVERHEAD LIFTING.**

### Full Drum

Stock #			Trade Size		Wire Dia. (In.)	Inside Link Dim. (Inches)		Ft. Per Drum	Net Wt. (Lbs.)	WLL	
Self-Colored	Zinc	HDG	In.	MM		Length (Nominal)	Width (Min.)			Lbs.	Kgs.
H0117-0300	H0117-0311	H0117-0315	3/16	5.5	0.217	0.980	0.400	1500	525	800	363
H0117-0400	H0117-0411	H0117-0415	1/4	7	0.276	1.240	0.460	800	448	1,300	590
H0117-0500	H0117-0511	H0117-0515	5/16	8	0.331	1.290	0.550	550	457	1,900	862
H0117-0600	H0117-0611	H0117-0615	3/8	10	0.394	1.380	0.550	400	568	2,650	1,202
H0117-0800	H0117-0811	H0117-0815	1/2	13	0.512	1.790	0.720	200	524	4,500	2,042



### Half Drum

Stock #		Trade Size		Wire Dia. (In.)	Inside Link Dim. (Inches)		Ft. Per Drum	Net Wt. (Lbs.)	WLL	
Zinc	HDG	In.	MM		Length (Nominal)	Width (Min.)			Lbs.	Kgs.
H0115-0411	H0115-0415	1/4	7	0.276	1.240	0.460	400	224	1,300	590
H0115-0511	H0115-0515	5/16	8	0.331	1.290	0.550	275	228	1,900	862
H0115-0611	H0115-0615	3/8	10	0.394	1.380	0.550	200	284	2,650	1,202



### 5 Gallon Square Pail

Stock #	Trade Size		Wire Dia. (In.)	Inside Link Dim. (Inches)		Ft. Per Pail	Net Wt. (Lbs.)	WLL	
	Zinc	In.		MM	Length (Nominal)			Width (Min.)	Lbs.
H0111-0211	1/8	4	0.156	0.940	0.250	500	110	400	181
H0111-0311	3/16	5.5	0.217	0.980	0.400	250	88	800	363
H0111-0411	1/4	7	0.276	1.240	0.460	141	79	1,300	590
H0111-0511	5/16	8	0.331	1.290	0.550	92	76	1,900	862
H0111-0611	3/8	10	0.394	1.380	0.550	63	89	2,650	1,202



**WARNING**

Do not exceed Working Load Limits (WLL)! See the SAFETY GUIDELINES section before using these products. Pages 150 - 155.



## Grade 30 Import Proof Coil Chain (NACM) Cont.

Order unit is foot. **NOT FOR OVERHEAD LIFTING.**



### 5 Gallon Round Pail

Stock #			Trade Size		Wire Dia. (Inches)	Inside Link Dim. (Inches)		Ft. Per Pail	Net Wt. (Lbs.)	Working Load Limit	
Self Colored	Zinc	HDG	Inches	MM		Length (Nominal)	Width (Min.)			Lbs.	Kgs.
-	H0110-0211	H0110-0215	1/8	4	0.156	0.940	0.250	500	110	400	181
H0110-0300	H0110-0311	H0110-0315	3/16	5.5	0.217	0.980	0.400	250	88	800	363
H0110-0400	H0110-0411	H0110-0415	1/4	7	0.276	1.240	0.460	141	79	1,300	590
H0110-0500	H0110-0511	H0110-0515	5/16	8	0.331	1.290	0.550	92	76	1,900	862
H0110-0600	H0110-0611	H0110-0615	3/8	10	0.394	1.380	0.550	63	89	2,650	1,202
H0110-0800	H0110-0811	H0110-0815	1/2	13	0.512	1.790	0.720	40	105	4,500	2,042

### 12" Reel

Stock #		Trade Size		Wire Dia. (Inches)	Inside Link Dim. (Inches)		Ft. Per Reel	Net Wt. (Lbs.)	Working Load Limit	
Zinc	HDG	Inches	MM		Length (Nominal)	Width (Min.)			Lbs.	Kgs.
H0107-0311	H0107-0315	3/16	5.5	0.217	0.980	0.400	100	35	800	363
H0107-0411	H0107-0415	1/4	7	0.276	1.240	0.460	75	42	1,300	590
H0107-0511	H0107-0515	5/16	8	0.331	1.290	0.550	70	58	1,900	862
H0107-0611	H0107-0615	3/8	10	0.394	1.380	0.550	45	64	2,650	1,202



Do not exceed Working Load Limits (WLL)! See the SAFETY GUIDELINES section before using these products. Pages 150 - 155.

## G30 Import Proof Coil Chain (Short Link)

Order unit is foot. **NOT FOR OVERHEAD LIFTING.**

### Full Drum

Stock #			Trade Size (In.)	Wire Dia. (In.)	Inside Dimensions (Inches)		Qty. Per Drum	Net Wt. (Lbs.)	Working Load Limit	
Self-Colored	Zinc	HDG			Length (Nominal)	Width (Minimal)			Lbs.	Kgs.
H0116-0300	H0116-0311	H0116-0315	3/16	0.218	0.990	0.420	1500	615	800	363
H0116-0400	H0116-0411	H0116-0415	1/4	0.281	1.040	0.490	800	608	1,300	590
H0116-0500	H0116-0511	H0116-0515	5/16	0.343	1.140	0.490	550	561	1,900	862
H0116-0600	H0116-0611	H0116-0615	3/8	0.406	1.280	0.610	400	568	2,650	1,202
H0116-0800	H0116-0811	H0116-0815	1/2	0.531	1.560	0.810	200	524	4,500	2,042
H0116-0900	---	H0116-0915	5/8	0.656	1.940	1.000	150	533	6,900	3,131
H0116-1000	---	H0116-1015	3/4	0.787	2.760	1.000	100	550	10,600	4,810

### Half Drum

Stock #			Trade Size (In.)	Wire Dia. (In.)	Inside Dimensions (Inches)		Qty. Per Drum	Net Wt. (Lbs.)	Working Load Limit	
Self-Colored	Zinc	HDG			Length (Nominal)	Width (Minimal)			Lbs.	Kgs.
---	---	H0114-0215	1/8	0.156	0.940	0.250	1000	230	400	181
H0114-0300	H0114-0311	H0114-0315	3/16	0.218	0.990	0.420	750	308	800	363
H0114-0400	H0114-0411	H0114-0415	1/4	0.281	1.040	0.490	400	304	1,300	590
H0114-0500	H0114-0511	H0114-0515	5/16	0.343	1.140	0.490	275	281	1,900	862
H0114-0600	H0114-0611	H0114-0615	3/8	0.406	1.280	0.610	200	284	2,650	1,202
H0114-0800	H0114-0811	H0114-0815	1/2	0.531	1.560	0.810	100	262	4,500	2,042



Do not exceed Working Load Limits (WLL)!  
See the SAFETY GUIDELINES section before using these products. Pages 150 - 155.



## Stainless Steel Chain

A316 is a non-magnetic alloy chain, composed of Manganese, Chromium, Nickel and Molybdenum, made to ASTM 80 specifications. It is highly resistant to salt water and chemicals and will not spark. Its uses include food processing, marine, fishing and industrial applications when high corrosion resistance is required.

A304 is a longer pitch link made to NACM specifications and the alloying components exclude the use of Molybdenum. It has lower Working Load Limits than A316 and is used mainly for decorative and low load applications. Order unit is foot.

**NOT FOR OVERHEAD LIFTING.**

### A316 Stainless Steel Chain - Half Drum

Stock #	Trade Size		Wire Dia. (In.)	Inside Link Dim. (Inches)		Ft. Per Drum	Net Wt. (Lbs.)	Working Load Limit	
	In.	MM		Length (Nominal)	Width (Min.)			Lbs.	Kgs.
H1014-0340	3/16	5.5	0.218	0.950	0.400	750	300	1,200	544
H1014-0440	1/4	7.0	0.276	1.010	0.480	400	288	2,000	907
H1014-0540	5/16	8.0	0.343	1.120	0.490	275	289	2,850	1,293
H1014-0640	3/8	10.0	0.394	1.200	0.570	200	308	3,800	1,724
H1014-0840	1/2	13.5	0.531	1.600	0.730	100	276	6,500	2,949

### A304 Stainless Steel Chain - Half Drum

Stock #	Trade Size		Wire Dia. (In.)	Inside Link Dim. (Inches)		Ft. Per Drum	Net Wt. (Lbs.)	Working Load Limit	
	In.	MM		Length (Nominal)	Width (Min.)			Lbs.	Kgs.
H1214-0340	3/16	5.5	0.217	0.980	0.400	750	300	800	363
H1214-0440	1/4	7.0	0.275	1.240	0.430	400	264	1,300	590
H1214-0540	5/16	8.0	0.315	1.290	0.490	275	237	1,900	862
H1214-0640	3/8	10.0	0.397	1.380	0.570	200	284	2,650	1,202
H1214-0840	1/2	13.0	0.512	1.750	0.750	100	243	4,500	2,042



Do not exceed Working Load Limits (WLL)! See the SAFETY GUIDELINES section before using these products. Pages 150 - 155.

## Straight Link Coil Chain

Straight link coil chain is a welded chain easily identified by its link design. The link is long and relatively narrow in proportion. It's an excellent choice for tailgates, trailer safety chain and barrier chain. Order unit is foot. **NOT FOR OVERHEAD LIFTING.**

### Pails & Drums

Stock #	Zinc Trade Size	Wire Dia. (Inches)	Inside Link Dim. (In.)		Pkg. Type	Ft. Per Pkg.	Net Wt. (Lbs.)	WLL	
			Length	Width				Lbs.	Kgs.
8605951	4	0.119	1.120	0.220	Drum	1000	103	205	93
5360235	2	0.147	1.180	0.270	Pail	400	62	310	141
8606374	2	0.147	1.180	0.270	Drum	2500	385	310	141
5361035	1/0	0.175	1.240	0.320	Pail	250	56	440	200
8605310	1/0	0.175	1.240	0.320	Drum	2000	450	440	200
5362035	2/0	0.190	1.310	0.340	Pail	250	68	520	236
H0810-2111	2/0	0.190	1.310	0.340	Pail	350	101	520	236
8605739	2/0	0.190	1.310	0.340	Drum	1000	281	520	236
5364035	4/0	0.217	1.390	0.410	Pail	200	73	670	304
6044033	4/0	0.217	1.390	0.410	Drum	1000	364	670	304
5365035	5/0	0.247	1.520	0.480	Pail	150	74	880	399
6045033	5/0	0.247	1.520	0.480	Drum	1000	490	880	399
5367035	7/0	0.311	1.850	0.560	Pail	100	75	1,375	623
8610818	7/0	0.311	1.850	0.560	Drum	500	375	1,375	623

### Reels & Cartons

Stock #	Zinc Trade Size	Wire Dia. (Inches)	Inside Link Dim. (In.)		Pkg. Type	Ft. Per Pkg.	Net Wt. (Lbs.)	WLL	
			Length	Width				Lbs.	Kgs.
6040450	4	0.119	1.120	0.220	Reel	65	7	205	93
6040432	4	0.119	1.120	0.220	Carton	100	10	205	93
6040250	2	0.147	1.180	0.270	Reel	65	10	310	141
6040232	2	0.147	1.180	0.270	Carton	100	15	310	141
6041050	1/0	0.175	1.240	0.320	Reel	75	17	440	200
6041032	1/0	0.175	1.240	0.320	Carton	100	23	440	200
6042050	2/0	0.190	1.310	0.340	Reel	60	17	520	236
6042032	2/0	0.190	1.310	0.340	Carton	100	28	520	236
6044050	4/0	0.217	1.390	0.410	Reel	100	36	670	304
6044032	4/0	0.217	1.390	0.410	Carton	100	36	670	304
6045050	5/0	0.247	1.520	0.480	Reel	75	37	880	399
6045032	5/0	0.247	1.520	0.480	Carton	100	49	880	399
6047050	7/0	0.311	1.850	0.560	Reel	40	30	1,375	623
6047032	7/0	0.311	1.850	0.560	Carton	100	75	1,375	623

### Pails & Drums

Stock #	Finish	Trade Size	Wire Dia. (Inches)	Inside Link Dim. (Inches)		Pkg. Type	Ft. Per Pkg.	Net Wt. (Lbs.)	WLL	
				Length	Width				Lbs.	Kgs.
5362039	Yel. Pwdr. Coat	2/0	0.190	1.310	0.340	Pail	200	56	520	236
460144008	Yel. Pwdr. Coat	4/0	0.217	1.390	0.410	Pail	250	91	670	304
460144003	HDG	4/0	0.217	1.390	0.410	Drum	1,500	546	670	304



Do not exceed Working Load Limits (WLL)!  
See the SAFETY GUIDELINES section before using these products. Pages 150 - 155.

## Twist Link Coil Chain

A modification of straight link coil chain which allows the chain to lay flatter. Order unit is foot. **NOT FOR OVERHEAD LIFTING.**

### Cartons & Square Pails

Stock #	Trade Size	Wire Dia. (Inches)	Inside Link Dim. (Inches)		Pkg. Type	Ft. Per Pkg.	Net Wt. (Lbs.)	Working Load Limit	
			Length	Width				Lbs.	Kgs.
6020450	4	0.120	1.090	0.220	Carton	100	10	195	88
6021032	1/0	0.175	1.220	0.320	Pail	250	59	415	188
6022050	2/0	0.192	1.240	0.380	Carton	100	28	495	225
6024032	4/0	0.218	1.330	0.420	Carton	100	39	635	288

## Straight Link Machine Chain

Straight link machine chain is a welded chain noted for its flexibility. Used for overhead doors, tailgates and agricultural implements. Order unit is foot. **NOT FOR OVERHEAD LIFTING.**

### Pails, Reels & Cartons

Stock #	Trade Size	Wire Dia. (Inches)	Inside Link Dim. (Inches)		Pkg. Type	Ft. Per Pkg.	Net Wt. (Lbs.)	Working Load Limit	
			Length	Width				Lbs.	Kgs.
6010450	4	0.120	0.550	0.220	Reel	125	16	215	98
6010432	4	0.120	0.550	0.220	Carton	100	13	215	98
H0710-2411	4	0.120	0.550	0.220	Pail	800	90	215	98
6010332	3	0.135	0.590	0.240	Carton	100	15	270	123
6010250	2	0.148	0.630	0.270	Reel	70	13	325	148
6010232	2	0.148	0.630	0.270	Carton	100	19	325	148
6011050	1/0	0.177	0.740	0.320	Reel	75	20	465	212
6011032	1/0	0.177	0.740	0.320	Carton	100	27	465	212
6012050	2/0	0.192	0.780	0.350	Reel	70	22	545	247
6012032	2/0	0.192	0.780	0.350	Carton	100	32	545	247
H0710-2111	2/0	0.192	0.780	0.350	Pail	300	101	545	247
6014032	4/0	0.218	0.950	0.400	Carton	100	42	700	317
6015032	5/0	0.250	1.070	0.450	Carton	100	53	925	419



Do not exceed Working Load Limits (WLL)! See the SAFETY GUIDELINES section before using these products. Pages 150 - 155.

## Twist Link Machine Chain

A modification of straight link chain which allows the chain to lay flatter. Order unit is foot. **NOT FOR OVERHEAD LIFTING.**

### Pails, Reels & Cartons

Stock #	Zinc	Trade Size	Wire Dia. (Inches)	Inside Link Dim. (Inches)		Pkg. Type	Ft. Per Pkg.	Net Wt. (Lbs.)	Working Load Limit	
				Length	Width				Lbs.	Kgs.
6020532		5	0.105	0.470	0.150	Carton	100	10	155	70
6020450		4	0.120	0.520	0.180	Reel	125	16	205	93
6020432		4	0.120	0.520	0.180	Carton	100	13	205	93
6020332		3	0.135	0.560	0.190	Carton	100	16	255	116
6020232		2	0.148	0.580	0.220	Carton	100	20	310	140
6021032		1/0	0.177	0.680	0.270	Carton	100	30	440	199
6022050		2/0	0.192	0.730	0.290	Reel	70	25	520	236
H0610-2111		2/0	0.192	0.730	0.290	Pail	300	101	520	236
6022032		2/0	0.192	0.730	0.290	Carton	100	35	520	236
6024032		4/0	0.218	0.890	0.340	Carton	100	44	670	303



## Passing Link Chain

A welded chain with links sufficiently wide to allow them to pass on another freely, eliminating the tendency to kink. It is used for gates, farm machinery and general utility industry. Order unit is foot. **NOT FOR OVERHEAD LIFTING.**

### Pails, Reels & Cartons

Stock #	Zinc	Trade Size	Wire Dia. (Inches)	Inside Link Dim. (Inches)		Pkg. Type	Ft. Per Pkg.	Net Wt. (Lbs.)	Working Load Limit	
				Length	Width				Lbs.	Kgs.
6072050		2/0	0.192	0.860	0.470	Reel	95	31	450	204
6072032		2/0	0.192	0.860	0.470	Carton	100	33	450	204
H0910-2111		2/0	0.192	0.860	0.470	Pail	300	101	450	204
6074032		4/0	0.218	0.860	0.500	Carton	100	44	600	272



Do not exceed Working Load Limits (WLL)! See the SAFETY GUIDELINES section before using these products. Pages 150 - 155.



## Twin Loop Chain

A weldless chain that combines strength, flexibility, light weight and neat appearance. It is an all purpose chain for a wide variety of uses including swing sets, animal chains and hammocks. Note: It is recommended that no twin loop chain smaller than 1/0 be used for swing sets. Order unit is foot. **NOT FOR OVERHEAD LIFTING.**

### Reels, Cartons & Square Pails

Stock #	Trade Size	Wire Dia. (Inches)	Inside Link Dim. (Inches)		Pkg. Type	Ft. Per Pkg.	Net Wt. (Lbs.)	WLL	
			Length	Width				Lbs.	Kgs.
7010550	5	0.063	1.325	0.270	Reel	250	10	55	25
7010532	5	0.063	1.325	0.270	Carton	100	4	55	25
7010450	4	0.072	1.000	0.239	Reel	200	10	70	32
7010432	4	0.072	1.000	0.239	Carton	100	5	70	32
7010350	3	0.080	1.530	0.275	Reel	150	9	90	41
7010332	3	0.080	1.530	0.275	Carton	100	6	90	41
5370335	3	0.080	1.530	0.275	Pails	500	30	90	41
7010232	2	0.092	2.000	0.350	Carton	100	8	115	52
7010150	1	0.105	2.000	0.350	Reel	85	9	155	70
7010132	1	0.105	2.000	0.350	Carton	100	10	155	70
5370135	1	0.105	2.000	0.350	Pail	300	30	155	70
7011050	1/0	0.120	2.173	0.398	Reel	150	18	200	91
7011032	1/0	0.120	2.173	0.398	Carton	100	12	200	91
7012050	2/0	0.135	2.211	0.388	Reel	125	21	255	116
7012032	2/0	0.135	2.211	0.388	Carton	100	17	255	116
7052035	2/0	0.135	2.211	0.388	Carton	250	43	255	116
5372035	2/0	0.135	2.211	0.388	Pail	225	38	255	116
7013050	3/0	0.148	2.170	0.408	Reel	110	24	305	138
7013032	3/0	0.148	2.170	0.408	Carton	100	22	305	138
5373035	3/0	0.148	2.170	0.408	Pail	200	44	305	138
7014032	4/0	0.160	2.190	0.405	Carton	100	25	365	165

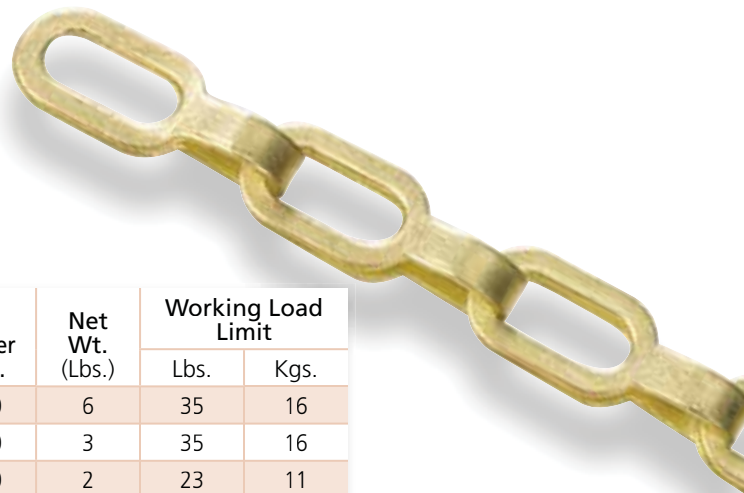
## Brass Plumbers Chain

Safety chain is a stamped and formed solid brass chain used for plumbing fixtures, as well as other uses requiring a light flat metal chain. Order unit is foot.

**NOT FOR OVERHEAD LIFTING.**

### Reels & Cartons

Stock #	Trade Size	Wire Dia. (Inches)	Inside Link Dim. (Inches)		Pkg. Type	Ft. Per Pkg.	Net Wt. (Lbs.)	Working Load Limit	
			Length	Width				Lbs.	Kgs.
7651050	1/0	0.023	0.505	---	Reel	200	6	35	16
7651012	1/0	0.023	0.505	---	Carton	100	3	35	16
7652012	2/0	0.018	0.545	---	Carton	100	2	23	11



Do not exceed Working Load Limits (WLL)! See the SAFETY GUIDELINES section before using these products. Pages 150 - 155.

## Sash Chain

Sash chain is a stamped, formed chain slightly stronger than Jack chain. It is used for operating heater controls on ducts and dampers, as well as window sashes in double hung windows.

Order unit is foot. **NOT FOR OVERHEAD LIFTING.**

### Reels & Cartons

Stock #	Zinc	Trade Size	Wire Dia. (Inches)	Inside Link Dim. (Inches)		Pkg. Type	Ft. Per Pkg.	Net Wt. (Lbs.)	Working Load Limit	
				Length	Width				Lbs.	Kgs.
7010550		8	0.035	0.560	---	Carton	100	4	75	34
7010450		25	0.042	0.560	---	Carton	100	5	94	43
7010350		35	0.035	0.560	---	Reel	100	6	106	48
7010332		35	0.035	0.560	---	Carton	100	6	106	48
7010232		40	0.042	0.570	---	Carton	100	7	131	59
7010150		50	0.060	0.630	---	Carton	100	12	225	102



## Jack Chain

Single Jack chain is the lightest and smallest of regular commercial chain formed from wire. It is used in applications where high strength is not required. Order unit is foot.

**NOT FOR OVERHEAD LIFTING.**

### Reels & Cartons

Stock #	Zinc	Trade Size	Wire Dia. (Inches)	Inside Link Dim. (Inches)		Pkg. Type	Ft. Per Pkg.	Net Wt. (Lbs.)	Working Load Limit	
				Length	Width				Lbs.	Kgs.
7501650		16	0.062	0.500	---	Reel	200	6	10	5
7501632		16	0.062	0.500	---	Carton	100	3	10	5
7501450		14	0.080	0.630	---	Reel	100	5	16	7
7501432		14	0.080	0.630	---	Carton	100	5	16	7
7501250		12	0.105	0.750	---	Reel	100	9	29	13
7501232		12	0.105	0.750	---	Carton	100	9	29	13
7501032		10	0.135	0.930	---	Carton	100	14	43	20
7500832		8	0.162	1.090	---	Carton	100	21	60	27
7500632		6	0.192	1.240	---	Carton	100	30	88	40



Do not exceed Working Load Limits (WLL)!  
See the SAFETY GUIDELINES section before using these products. Pages 150 - 155.



## Lock Link Chain


The strongest weldless chain with all links facing in the same direction, making it ideal for pipe suspension and operating overhead doors and steam valves. Order unit is foot.  
**NOT FOR OVERHEAD LIFTING.**

### Cartons & Drums

Stock #		Trade Size	Wire Dia. (Inches)	Inside Link Dim. (Inches)		Ft. Per Carton	Ft. Per Drum	Net Wt. (Lbs./ft.)	Working Load Limit	
Carton - Zinc	Drum - HDG			Length	Width				Lbs.	Kgs.
250320201	---	2	0.091	1.090	0.350	100	---	0.10	155	70
250321001	250341005	1/0	0.120	1.290	0.430	100	2,000	0.17	265	120
7022032	---	2/0	0.135	1.490	0.450	100	---	0.24	340	154
250324001	250344005	4/0	0.162	1.780	0.520	100	1,000	0.29	485	220
250325001	250345005	5/0	0.177	2.140	0.630	100	400	0.34	580	263

## Plastic Chain & Accessories

A light duty plastic chain made of polypropylene used mainly for decorative purposes, as a barrier or to guide traffic. Plastic chain is durable, light weight and weather resistant. Order unit is foot.  
**NOT FOR OVERHEAD LIFTING.**



### 4.25 Gallon Square Pails

Stock #				Trade Size		Dia. (In.)	Inside Link Dim. (In.)		Ft. Per Pail	Net Wt. (Lbs.)	Working Load Limit	
White	Yellow	Red	Hot Orange	In.	MM		Length	Width			Lbs.	Kgs.
H2612-0450	H2612-0452	H2612-0454	H2612-0455	1/4	6	0.230	1.000	0.320	250	11.50	25	11
H2612-0550	H2612-0552	H2612-0554	H2612-0555	5/16	8	0.305	1.520	0.390	150	12.50	40	18

### Connecting Links

Split links of plastic chain used to connect two pieces of plastic chain together.



Stock #				Trade Size		Dia. (In.)	Inside Link Dim. (In.)		Qty. Per Pkg.	Net Wt. (Lbs.)	Working Load Limit	
White	Yellow	Red	Hot Orange	(In.)	(MM)		Length	Width			Lbs.	Kgs.
H2698-0450	H2698-0452	H2698-0454	H2698-0455	1/4	6	0.230	1.051	0.307	25	0.35	25	11
H2698-0550	H2698-0552	H2698-0554	H2698-0555	5/16	8	0.305	1.461	0.355	25	0.50	40	18



Do not exceed Working Load Limits (WLL)!  
See the SAFETY GUIDELINES section before using these products. Pages 150 - 155.

Clevis & Eye Type Hooks ..... 113-116

Coupling Links ..... 114

Double Clevis Links ..... 114, 116

Shackles ..... 117-118, 122

Repair Lap Links ..... 118

Cold Shuts..... 119

Connecting Links ..... 119

Quick Links ..... 119, 122

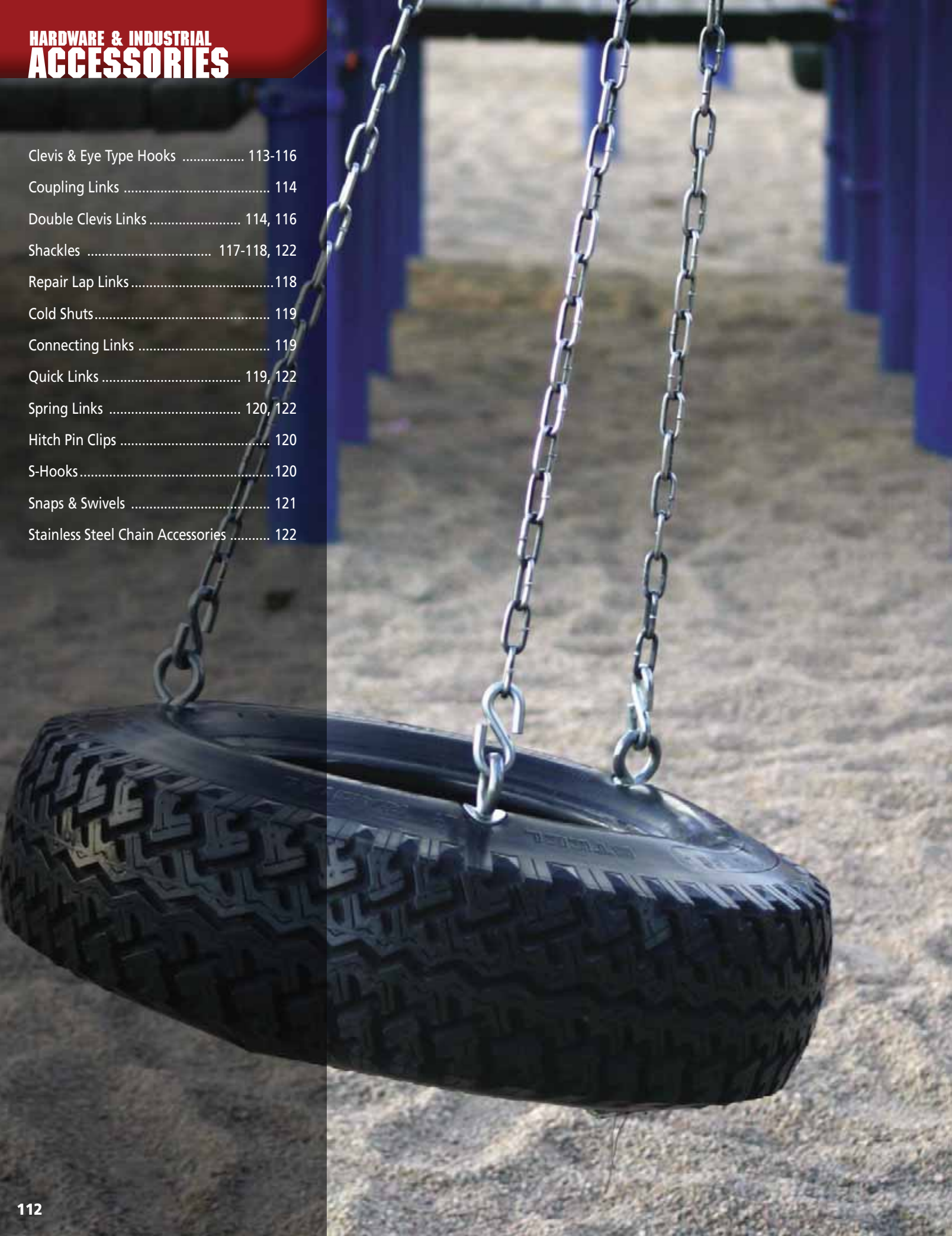
Spring Links ..... 120, 122

Hitch Pin Clips ..... 120

S-Hooks..... 120

Snaps & Swivels ..... 121

Stainless Steel Chain Accessories ..... 122





## Forged Hooks NOT FOR OVERHEAD LIFTING.

### Transport (T80) Clevis Grab Hook - Domestic



Stock #	Chain Size (Inches)	Dimensions (Inches)				Qty. Per Pkg.	Lbs. Per Each	Working Load Limit	
		A	B	C	D			Lbs.	Kgs.
8024215	1/4	0.310	0.380	0.330	1.880	10	0.42	3,500	1,588
8024315	5/16	0.380	0.440	0.390	2.380	10	0.72	4,500	2,041
8024415	3/8	0.450	0.500	0.500	2.630	10	1.14	7,100	3,221
8024615	1/2	0.590	0.660	0.590	3.310	10	2.32	12,000	5,443
8024815	5/8	0.750	0.780	0.750	3.940	5	4.08	18,100	8,210



### Transport (G63) Clevis Slip Hook - Domestic



Stock #	Chain Size (Inches)	Dimensions (Inches)				Qty. Per Pkg.	Lbs. Per Each	Working Load Limit	
		A	B	C	D			Lbs.	Kgs.
8014215	1/4	0.310	0.940	0.340	2.310	10	0.50	2,750	1,247
8014315	5/16	0.380	1.060	0.390	2.560	10	0.76	3,600	1,633
8014415	3/8	0.470	1.250	0.500	3.000	10	1.37	5,500	2,495
8014615	1/2	0.590	1.750	0.590	3.940	10	2.59	9,400	4,264



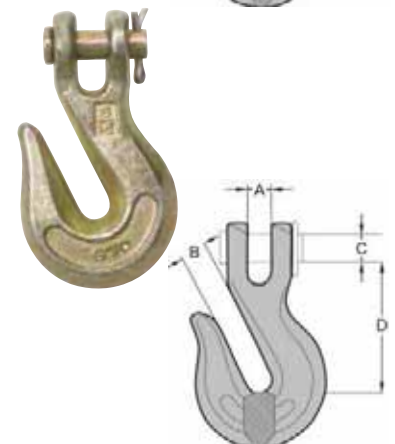
### Transport (T80) Clevis Grab Hook

Stock #	Chain Size (Inches)	Dimensions (Inches)				Qty. Per Pkg.	Lbs. Per Each	Working Load Limit	
		A	B	C	D			Lbs.	Kgs.
8008450	3/8	0.480	0.500	0.470	2.630	10	1.00	7,100	3,220
8008650	1/2	0.750	0.660	0.630	3.190	10	2.20	12,000	5,443



### Transport (G70) Clevis Grab Hook

Stock #		Chain Size (Inches)	Dimensions (Inches)				Qty. Per Pkg.	Lbs. Per Each	Working Load Limit	
Self Colored	Yellow Zinc		A	B	C	D			Lbs.	Kgs.
8022215	8022255	1/4	0.360	0.400	0.380	1.970	10	0.40	3,150	1,429
8022315	8022355	5/16	0.380	0.440	0.440	2.340	10	0.72	4,700	2,132
8022415	8022455	3/8	0.450	0.500	0.470	2.660	10	1.07	6,600	2,994
8022615	8022655	1/2	0.750	0.620	0.630	3.280	5	2.16	11,300	5,127
---	8022855	5/8	0.910	0.780	0.750	3.780	5	3.75	15,800	7,166



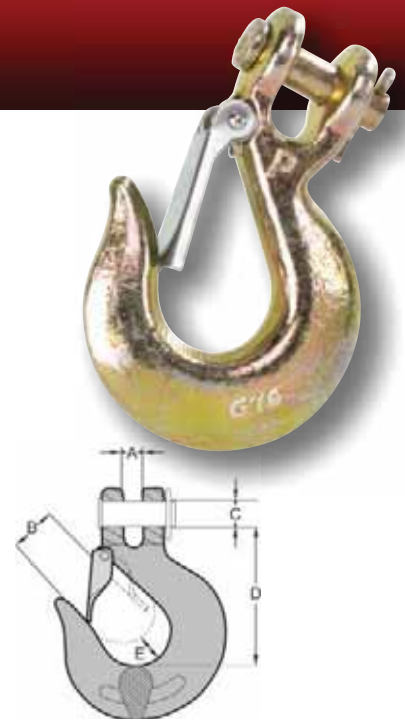
Do not exceed Working Load Limits (WLL)!  
See the SAFETY GUIDELINES section before using these products. Pages 150 - 155.

## Forged Hooks & Connectors

NOT FOR OVERHEAD LIFTING.

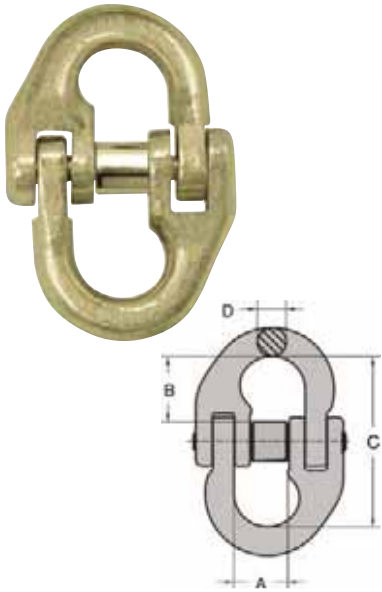
### Transport (G70) Clevis Slip Hook - w/Latch

Stock #	Chain Size (Inches)	Dimensions (Inches)				Qty. Per Pkg.	Lbs. Per Each	Working Load Limit	
		A	B	C	D			Lbs.	Kgs.
8015275	1/4	0.440	0.750	0.380	2.610	10	0.65	3,150	1,429
8015375	5/16	0.455	0.900	0.440	2.870	10	0.87	4,700	2,132
8015475	3/8	0.545	1.135	0.470	3.310	10	1.30	6,600	2,994
8015675	1/2	0.700	1.345	0.630	4.000	5	2.85	11,300	5,127
8015875	5/8	0.900	1.750	0.750	4.940	5	5.30	15,800	7,166



### Transport (G70) Coupling Link

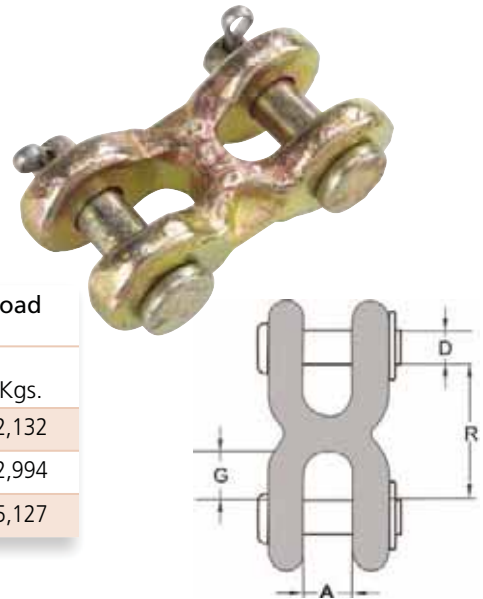
Stock #	Chain Size (Inches)	Dimensions (Inches)				Qty. Per Pkg.	Lbs. Per Each	Working Load Limit	
		A	B	C	D			Lbs.	Kgs.
8153055	1/4	0.580	0.700	1.800	0.380	5	0.28	3,150	1,429
8153155	5/16	0.630	0.900	2.250	0.400	5	0.58	4,700	2,132
8153255	3/8	0.880	1.000	2.650	0.510	5	0.75	6,600	2,994
8153355	1/2	1.000	1.450	3.400	0.630	5	1.60	11,300	5,127
8153455	5/8	1.33	1.75	4.1	0.75	5	2.50	15,800	7,166



### Transport (G70) Double Clevis Link

Drop forged, quenched & tempered. Use with G70 chain.

Stock #	Chain Size (Inches)	Dimensions (Inches)				Qty. Per Pkg.	Lbs. Per Each	Working Load Limit	
		A	R	D	G			Lbs.	Kgs.
8057235	1/4-5/16	0.470	1.180	0.380	0.430	10	0.33	4,700	2,132
8057435	3/8	0.530	1.340	0.470	0.480	10	0.60	6,600	2,994
8057635	7/16-1/2	0.650	1.750	0.560	0.630	10	1.00	11,300	5,127



Do not exceed Working Load Limits (WLL)!  
See the SAFETY GUIDELINES section before using these products. Pages 150 - 155.

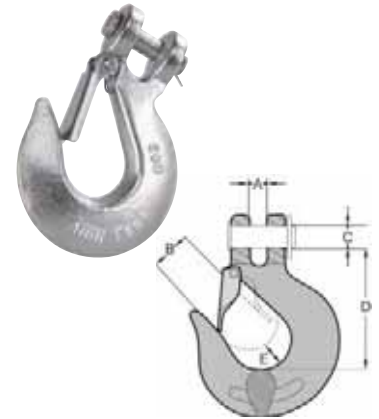
## G43 Clevis Grab Hook

Stock #		Chain Size (Inches)	Dimensions (Inches)				Qty. Per Pkg.	Lbs. Per Each	Working Load Limit	
Self Colored	Zinc		A	B	C	D			Lbs.	Kgs.
8023215	8023235	1/4	0.360	0.400	0.380	1.970	10	0.47	2,600	1,179
8023315	8023335	5/16	0.400	0.440	0.440	2.260	10	0.75	3,900	1,769
8023415	8023435	3/8	0.480	0.500	0.470	2.630	10	1.10	5,400	2,450
8023615	8023635	1/2	0.750	0.660	0.630	3.190	5	2.52	9,200	4,173
8023715	8023865	5/8	---	---	---	---	5	4.20	13,000	5,897



## G43 Clevis Slip Hook - w/Latch

Stock #		Chain Size (Inches)	Dimensions (Inches)				Qty. Per Pkg.	Lbs. Per Each	Working Load Limit	
Zinc			A	B	C	D			Lbs.	Kgs.
8016275		1/4	0.440	0.790	0.380	2.560	10	0.59	2,600	1,179
8016375		5/16	0.500	0.930	0.440	2.870	10	0.93	3,900	1,769
8016475		3/8	0.590	1.140	0.470	3.250	10	1.30	5,400	2,450
8016675		1/2	0.750	1.420	0.630	4.000	5	3.21	9,200	4,173



## G43 Clevis Slip Hook

Stock #		Chain Size (Inches)	Dimensions (Inches)				Qty. Per Pkg.	Lbs. Per Each	Working Load Limit	
Zinc			A	B	C	D			Lbs.	Kgs.
8013235		1/4	0.440	0.940	0.370	2.560	10	0.45	2,600	1,179
8013335		5/16	0.500	1.060	0.440	2.870	10	0.69	3,900	1,769
8013435		3/8	0.590	1.310	0.470	3.250	10	1.10	5,400	2,450
8013635		1/2	0.750	1.690	0.630	4.000	5	2.45	9,200	4,173



## G43 Eye Grab Hook

Stock #		Chain Size (Inches)	Dimensions (Inches)			Qty. Per Pkg.	Lbs. Per Each	Working Load Limit	
Self Colored	Zinc		A	B	C			Lbs.	Kgs.
8025215	8025235	1/4	0.500	1.970	0.340	10	0.28	2,600	1,179
8025315	8025335	5/16	0.560	2.250	0.440	10	0.45	3,900	1,769
8025415	8025435	3/8	0.660	2.560	0.500	10	0.79	5,400	2,450
8025615	8025635	1/2	0.880	3.380	0.660	10	1.80	9,200	4,173



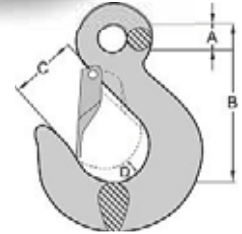
Do not exceed Working Load Limits (WLL)!  
See the SAFETY GUIDELINES section before using these products. Pages 150 - 155.

## Chain Accessories

NOT FOR OVERHEAD LIFTING.

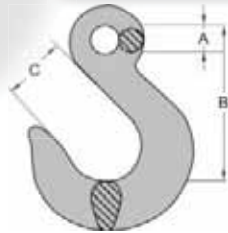
### G43 Eye Slip Hook - w/Latch

Stock#	Chain Size (Inches)	Dimensions (Inches)				Qty. Per Pkg.	Lbs. Per Each	Working Load Limit	
		A	B	C	D			Lbs.	Kgs.
8011275	1/4	0.500	2.560	0.750	0.790	10	0.42	2,600	1,179
8011375	5/16	0.630	2.950	0.880	0.790	10	0.72	3,900	1,769
8011475	3/8	0.720	3.360	1.100	1.020	10	1.03	5,400	2,450
8011675	1/2	0.940	4.280	1.380	1.300	10	2.45	9,200	4,173



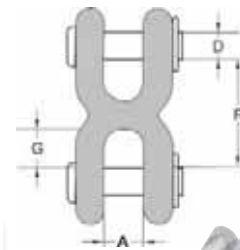
### G43 Eye Slip Hook

Stock#	Chain Size (Inches)	Dimensions (Inches)			Qty. Per Pkg.	Lbs. Per Each	Working Load Limit	
		A	B	C			Lbs.	Kgs.
8011235	1/4	0.500	2.560	0.940	10	0.40	2,600	1,179
8011335	5/16	0.630	2.950	1.060	10	0.70	3,900	1,769
8011435	3/8	0.720	3.360	1.310	10	1.00	5,400	2,450
8011635	1/2	0.940	4.280	1.690	10	2.40	9,200	4,173



### G43 Double Clevis Link

Stock #	Chain Size (Inches)	Dimensions (Inches)				Qty. Per Pkg.	Lbs. Per Each	Working Load Limit	
		A	R	D	G			Lbs.	Kgs.
8027235	1/4-5/16	0.470	1.180	0.380	0.430	10	0.30	3,900	1,769
8027435	3/8	0.530	1.340	0.470	0.480	10	0.40	5,400	2,450
8027635	7/16-1/2	0.650	1.750	0.560	0.630	10	0.98	9,200	4,173



Do not exceed Working Load Limits (WLL)! See the SAFETY GUIDELINES section before using these products. Pages 150 - 155.


## Peer-Lift Galvanized Anchor Shackles

**Screw Pin Anchor Shackles** are ideal for those applications where frequent pin removal is needed.  
**Safety Pin Anchor Shackles** are complete with bolt, nut and cotter pin.

- Meet or exceed FED SPEC RR-C-271 requirements
- Hot Dipped Galvanized to ASTM A153
- Proof load at 2 times Working Load Limit
- Ultimate load at 6 times the Working Load Limit

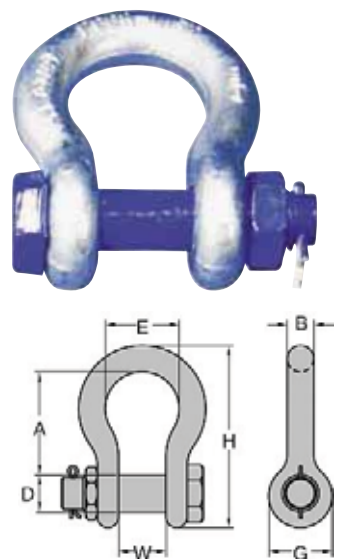
### Peer-Lift Screw Pin Anchor Shackles (RR-C-271F, Type IVA, Grade A, Class 2)

Stock#	Trade Size (Inches)	Pin Dia. (D)	Dimensions (Inches)					Qty. Per Pkg.	Lbs. Per Each	WLL (Ton)
			W	A	E (Min)	G (Max)	B (Min)			
8058105	3/16	1/4	0.375	0.875	0.562	0.625	0.180	250	0.06	1/3
8058205	1/4	5/16	0.469	1.125	0.750	0.875	0.240	250	0.11	1/2
8058305	5/16	3/8	0.531	1.250	0.812	1.000	0.300	150	0.19	3/4
8058405	3/8	7/16	0.656	1.438	0.938	1.125	0.360	100	0.31	1
8059205	7/16	1/2	0.750	1.688	1.062	1.250	0.420	100	0.49	1-1/2
8058505	1/2	5/8	0.812	1.875	1.188	1.375	0.480	50	0.73	2
8058605	5/8	3/4	1.062	2.375	1.500	1.875	0.590	25	1.37	3-1/4
8058705	3/4	7/8	1.250	2.812	1.750	2.125	0.710	25	2.36	4-3/4
8058805	7/8	1	1.438	3.312	2.000	2.375	0.830	10	3.62	6-1/2
8058905	1	1-1/8	1.688	3.750	2.312	2.625	0.950	10	5.07	8-1/2
8058005	1-1/8	1-1/4	1.812	4.250	2.625	2.875	1.070	5	7.41	9-1/2
8059005	1-1/4	1-3/8	2.031	4.688	2.875	3.250	1.190	5	9.51	12
8059305	1-3/8	1-1/2	2.250	5.250	3.250	3.500	1.310	5	13.25	13-1/2
8059105	1-1/2	1-5/8	2.375	5.750	3.375	3.750	1.420	5	17.70	17
8059405	1-3/4	2	2.875	7.000	4.500	4.500	1.660	1	30.40	25
8059505	2	2-1/4	3.250	7.750	5.250	5.250	1.900	1	45.04	35



### Peer-Lift Bolt, Nut & Cotter Anchor Shackles (RR-C-271F, Type IVA, Grade A, Class 3)


Stock#	Trade Size (Inches)	Pin Dia. (D)	Dimensions (Inches)					Qty. Per Pkg.	Lbs. Per Each	WLL (Ton)
			W	A	E (Min)	G (Max)	B (Min)			
8063005	3/16	1/4	0.375	0.875	0.562	0.625	0.180	250	0.06	1/3
8063105	1/4	5/16	0.469	1.125	0.750	0.875	0.240	250	0.11	1/2
8063205	5/16	3/8	0.531	1.250	0.812	1.000	0.300	150	0.22	3/4
8063305	3/8	7/16	0.656	1.438	0.938	1.125	0.360	100	0.33	1
8063405	7/16	1/2	0.750	1.688	1.062	1.250	0.420	100	0.51	1-1/2
8063505	1/2	5/8	0.812	1.875	1.188	1.375	0.480	50	0.79	2
8063605	5/8	3/4	1.062	2.375	1.500	1.875	0.590	25	1.68	3-1/4
8063705	3/4	7/8	1.250	2.812	1.750	2.125	0.710	25	2.72	4-3/4
8063805	7/8	1	1.438	3.312	2.000	2.375	0.830	10	3.95	6-1/2
8063905	1	1-1/8	1.688	3.750	2.312	2.625	0.950	10	5.67	8-1/2
8064005	1-1/8	1-1/4	1.812	4.250	2.625	2.875	1.070	5	8.28	9-1/2
8064105	1-1/4	1-3/8	2.031	4.688	2.875	3.250	1.190	5	11.73	12
8064205	1-3/8	1-1/2	2.250	5.250	3.250	3.500	1.310	5	15.83	13-1/2
8064305	1-1/2	1-5/8	2.375	5.750	3.375	3.750	1.420	5	20.81	17
8064405	1-3/4	2	2.875	7.000	4.500	4.500	1.660	1	33.93	25
8064505	2	2-1/4	3.250	7.750	5.250	5.250	1.900	1	52.29	35



Do not exceed Working Load Limits (WLL)  
 See the SAFETY GUIDELINES section before using these products. Pages 150 - 155.

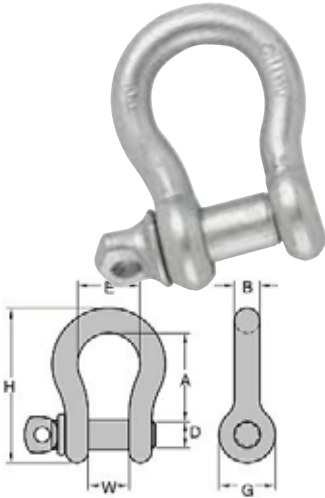
## Peer-Lift Screw Pin Chain Shackles (RR-C-271F, Type IVA, Grade A, Class 2)

Stock#	Trade Size (Inches)	Pin Dia. (D)	Dimensions (Inches)				Qty. Per Pkg.	Lbs. Per Each	WLL (Ton)
			C	A	G (Max)	B (Min)			
8060005	3/16	1/4	0.375	0.750	0.625	0.180	25	0.05	1/3
8060105	1/4	5/16	0.469	0.875	0.875	0.240	25	0.11	1/2
8060205	5/16	3/8	0.531	1.031	1.000	0.300	25	0.18	3/4
8060305	3/8	7/16	0.656	1.125	1.250	0.360	25	0.30	1
8060505	1/2	5/8	0.812	1.625	1.375	0.480	10	0.59	2
8060605	5/8	3/4	1.062	2.000	1.875	0.590	10	1.27	3-1/4
8060705	3/4	7/8	1.250	2.375	2.125	0.710	10	2.60	4-3/4
8060805	7/8	1	1.438	2.812	2.375	0.830	5	3.15	6-1/2
8060905	1	1-1/8	1.688	3.188	2.625	0.950	5	4.75	8-1/2
8061005	1-1/8	1-1/4	1.812	3.562	2.875	1.070	5	6.75	9-1/2
8061105	1-1/4	1-3/8	2.031	3.938	3.250	1.190	5	9.00	12
8061205	1-3/8	1-1/2	2.250	4.438	3.500	1.310	1	15.00	13-1/2
8061305	1-1/2	1-5/8	2.375	4.875	3.750	1.420	1	22.00	17



## Commercial Grade Screw Pin Anchor Shackles

Stock#	Trade Size (Inches)	Pin Dia. (D)	Dimensions (Inches)				Qty. Per Pkg.	Lbs. Per Each	WLL (Ton)	
			W	A	E	B				
8065005	3/16	1/4	0.350	0.870	0.630	0.200	10	0.04	1/4	
8065105	1/4	5/16	0.470	1.100	0.750	0.240	10	0.08	1/3	
8065205	5/16	3/8	0.590	1.220	0.830	0.280	10	0.13	1/2	
8065305	3/8	7/16	0.630	1.420	1.020	0.360	10	0.23	3/4	
8065405	---	7/16	1/2	0.630	1.770	1.070	0.400	10	0.31	1
8065505	---	1/2	5/8	0.870	1.890	1.300	0.480	10	0.55	1-1/2
8065605	---	5/8	3/4	1.100	2.320	1.620	0.590	5	1.08	2-1/4
8065705	---	3/4	7/8	1.300	2.640	1.930	0.750	4	1.76	3-1/4



## Repair Lap Links

Low carbon steel. For temporary chain repair and coupling of attachments when using lap links with chain. Use one size larger than chain size.

Stock #		Trade Size (Inches)	Dimensions (Inches)		Qty. Per Pkg.	Lbs. Per Each	Working Load Limit	
Self Colored	Zinc		A	B			Lbs.	Kgs.
8030125	8030135	3/16	1.000	0.505	100	0.03	240	109
8030225	8030235	1/4	1.215	0.512	50	0.07	400	181
8034225	8034235	1/4	2.000	0.680	50	0.10	400	181
8030325	8030335	5/16	1.510	0.730	50	0.15	950	431
8030425	8030435	3/8	1.650	0.785	50	0.23	1,250	567
8034425	8034435	3/8	2.125	0.840	50	0.27	1,250	567
8034625	---	1/2	2.570	1.010	50	0.59	2,000	907

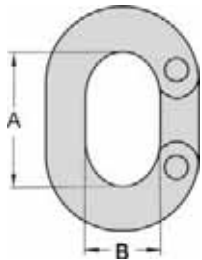


Do not exceed Working Load Limits (WLL)! See the SAFETY GUIDELINES section before using these products. Pages 150 - 155.

## Cold Shuts

Low carbon steel. For temporary chain repair and coupling of attachments when using chain, use one size larger than chain size.

Stock #		Trade Size (Inches)	Dimensions (Inches)		Qty. Per Pkg.	Lbs. Per Each	Working Load Limit	
Self Colored	Zinc		A	B			Lbs.	Kgs.
8040115	8040140	3/16	0.89	0.83	25	0.03	390	177
8040215	8040235	1/4	1.10	0.84	25	0.05	750	340
8040315	8040335	5/16	1.22	1.06	25	0.10	1,250	567
8040415	8040440	3/8	1.45	1.33	25	0.17	1,630	739
8040615	---	1/2	1.60	1.68	25	0.39	3,500	1,588



## Connecting Links

Low carbon steel. For temporary chain repair and coupling of attachments when using lap links with chain. Use one size larger than chain size.

Stock #		Trade Size (Inches)	Dimensions (Inches)		Qty. Per Pkg.	Lbs. Per Each	Working Load Limit	
Self Colored	Zinc		A	B			Lbs.	Kgs.
8050215	440840403	1/4	1.000	0.500	10	0.06	1,300	590
8050315	440840503	5/16	1.063	0.563	10	0.11	1,900	862
8050415	440840603	3/8	1.312	0.625	10	0.18	2,650	1,202
8050615	440840802	1/2	1.625	0.750	10	0.36	4,500	2,042

## Quick Links

Low carbon steel. Fast, easy connection for permanent or temporary connection.

Stock#	Trade Size (Inches)	Diameter		Dimensions (Inches)			Qty. Per Pkg.	Lbs. Per Each	Working Load Limit	
		Inches	MM	Inside Length	Inside Width	Opening			Lbs.	Kgs.
8056035	1/8	0.125	3	1.200	0.410	0.180	20	0.02	220	100
8056135	3/16	0.197	5	1.560	0.500	0.270	20	0.05	616	279
8056235	1/4	0.240	6	1.900	0.630	0.310	20	0.08	880	400
8056335	5/16	0.310	8	2.300	0.750	0.370	20	0.18	1,540	699
8056435	3/8	0.350	9	2.560	0.780	0.440	10	0.24	1,900	862
8056635	1/2	0.470	12	3.270	0.890	0.540	10	0.53	2,650	1,202



**WARNING** Do not exceed Working Load Limits (WLL)! See the SAFETY GUIDELINES section before using these products. Pages 150 - 155.

## Spring Links

Low carbon steel. Fast, easy connection for permanent or temporary connection.

Stock#	Trade Size (Inches)	Diameter		Length (Inches)	Qty. Per Pkg.	Lbs. Per Each	Working Load Limit	
		Inches	MM				Lbs.	Kgs.
4412240	1/8	0.155	4	2.000	10	0.03	200	90
4412840	3/16	0.188	5	2.000	20	0.04	100	45
4410440	1/4	0.240	6	2.375	20	0.06	175	79
4410640	9/32	0.276	7	2.750	20	0.09	225	102
4410240	5/16	0.310	8	3.125	20	0.16	350	159
4426040	11/32	0.350	9	3.500	10	0.23	400	181
4425240	3/8	0.393	10	4.000	10	0.32	425	193
4426140	7/16	0.433	11	4.750	10	0.45	750	340
4427140	1/2	0.465	12	4.724	10	0.55	1,200	544



## Hitch Pin Clips

Stock #	Trade Size	Wire Diameter		Dimensions		Qty. Per Pkg.	Lbs. Per Each
		Inches	Gauge	Overall Length	Shaft Diameter		
3440335	3	0.091	11	1.630	1/4 to 1/2	2000	0.007
3440635	6	0.177	5	3.380	5/8 to 1	500	0.050
3440735	7	0.091	11	2.310	1/4 to 5/8	2000	0.010
3440835	8	0.177	5	3.750	7/8 to 1-1/4	500	0.055
3440935	9	0.148	7	2.450	3/4 to 1-1/8	1000	0.034
3441135	11	0.125	8	2.620	7/16 to 3/4	2000	0.018
3441435	14	0.091	11	2.500	3/8 to 3/4	2000	0.010
3441635	16	0.125	8	1.440	1/2 to 3/8	2000	0.015
3441735	17	0.080	12	1.560	3/8 to 1/2	2000	0.005
3441935	19	0.243	3	4.060	1 to 1-1/2	250	0.115




## S-Hooks - Low Carbon Steel

Stock#	Hook No.	S-Hook Type	Diameter		Qty. Per Pkg.	Lbs. Per Each	Working Load Limit	
			Wire Dia.	Inside Length			Lbs.	Kgs.
7902735	27	II	0.080	1.000	1,000	0.003	12	5
7906335	63	II	0.105	1.000	1,000	0.006	31	14
7900835	8	II	0.120	1.000	1,000	0.008	46	21
7904335	43	II	0.120	1.000	1,000	0.008	48	22
7900935	9	II	0.162	1.000	1,000	0.016	106	48
7949835	498	II	0.120	1.500	1,000	0.012	28	13
7901035	10	I	0.135	1.500	1,000	0.015	25	11
7900635	6	I	0.192	1.500	1,000	0.033	70	32
7911035	110	II	0.192	1.500	1,000	0.032	117	53
7900435	4	I	0.225	1.500	1,000	0.047	129	59
7901435	14	I	0.187	2.000	1,000	0.038	53	24
7953235	532	I	0.249	2.000	1,000	0.071	142	64
7952635	526	II	0.249	2.000	500	0.071	189	86
7962935	629	II	0.312	2.000	500	0.119	450	204
7953935*	539	I	0.177	2.500	1,000	0.039	41	19
7901735	17	I	0.312	2.500	500	0.137	255	116
7901835	18	I	0.375	2.500	250	0.206	457	207
7906635	66	II	0.375	2.500	250	0.215	428	194

\*Made from Galvanized Wire.



Type I



Type II



Do not exceed Working Load Limits (WLL)!  
See the SAFETY GUIDELINES section before using these products. Pages 150 - 155.



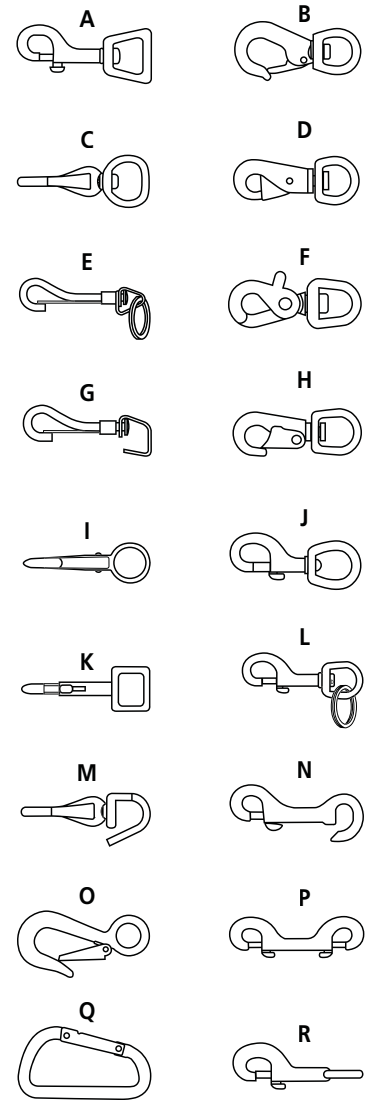
## Snaps

### Snaps - Brass Finish

Stock #	Dimensions (Inches)		Type	Qty. Per Pkg.	Lbs. Per Each
	Eye Dia.	Overall Lgth.			
4433440	9/16	3-1/4	Swivel Eye Quick Snap (B)	20	0.15
4415340	5/8	3-5/8	Swivel Eye Quick Snap (B)	20	0.17
4415140	1-1/8	2-3/4	Swivel Eye Trigger Snap (F)	20	0.12
4433240	3/4	3-1/8	Swivel Eye Bolt Snap (J)	20	0.15
4415240	1	3-1/2	Swivel Eye Bolt Snap (J)	10	0.17
4414840	1-1/8	4-5/8	Swivel Eye Bolt Snap (J)	10	0.34
4424840	3/8	3-1/2	Double End Bolt Snap (P)	20	0.14
4426740	1/2	3	Swivel Strap Eye Bolt Snap (A)	20	0.09
4425140	1	3	Swivel Strap Eye Bolt Snap (A)	10	0.18
4424640	3/8	2	Fixed Eye Quick Snap (I)	20	0.12
4424740	5/8	3-7/16	Fixed Eye Quick Snap (I)	20	0.15

### Snaps - Nickel Finish

Stock #	Dimensions (Inches)		Type	Qty. Per Pkg.	Lbs. Per Each
	Eye Dia.	Overall Lgth.			
4414440	3/4	3-1/4	Swivel Eye Quick Snap (B)	40	0.14
4410340	7/8	4	Swivel Eye Bull Snap (D)	20	0.34
4414340	3/4	2-9/16	Swivel Eye Trigger Snap (F)	40	0.10
4410540	3/4	3-7/8	Swivel Eye Trigger Snap (F)	20	0.21
4424540	3/4	3-3/8	Swivel Eye Cap Snap (H)	30	0.17
4410940	1	3-5/8	Swivel Eye Cap Snap (H)	30	0.14
4410040	3/4	3-3/16	Swivel Eye Bolt Snap (J)	40	0.08
4414040	7/8	3-3/16	Swivel Eye Bolt Snap (J)	20	0.11
4413540	1	4	Swivel Eye Bolt Snap (L)	20	0.21
4415440	1	3-3/4	Key Ring Swivel Eye Bolt Snap (N)	30	0.12
4414140	1/2	3-1/2	Open End Bolt Snap (P)	20	0.12
4418040	1/4	3-1/2	Double End Bolt Snap (P)	20	0.10
4410140	5/8	4-5/8	Double End Bolt Snap (R)	20	0.16
4414640	5/8	3-5/16	Fixed Eye Bolt Snap (F)	30	0.13
4425340	1	3-1/4	Fixed Strap Eye Bolt Snap (K)	20	0.14
4424940	5/8	3-3/4	Swivel Strap Eye Bolt Snap (A)	40	0.07
4411740	1/2	2-1/2	Swivel Eye Spring Snap (C)	60	0.05
4412140	3/4	2-7/8	Swivel Eye Spring Snap (C)	50	0.06
4415540	7/8	4-1/2	Key Ring Swivel Spring Snap (E)	20	0.12
4417340	1/4	2-7/8	Open End Swivel Snap (G)	20	0.06
4412340	3/8	2-1/2	Open End Spring Snap (M)	60	0.04
4414540	3/4	3-1/2	Fixed Eye Safety Snap (O)	20	0.26



### Snaps - Zinc Finish

Stock #	Dimensions (Inches)		Type	Qty. Per Pkg.	Lbs. Per Each
	Eye Dia.	Overall Lgth.			
4426540	3/8	2-15/16	Swivel Eye Bolt Snap (J)	20	0.09
4426640	5/8	4-1/4	Swivel Eye Bolt Snap (J)	20	0.14

### Snaps - Multi-Colored Finish

Stock #	Dimensions (Inches)		Type	Qty. Per Pkg.	Lbs. Per Each
	Eye Dia.	Overall Lgth.			
4427040	-	3	Anodized Spring Link (Q)	25	0.05



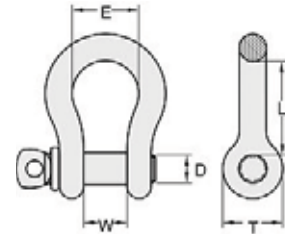
Do not exceed Working Load Limits (WLL)!  
See the SAFETY GUIDELINES section before using these products. Pages 150 - 155.

## Stainless Steel Chain Accessories

NOT FOR OVERHEAD LIFTING.

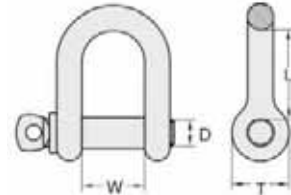
### A316 Stainless Steel Screw Pin Anchor Shackle

Stock #	Trade Size	Dimensions (Inches)					Qty. Per Pkg.	Lbs. Per Each	Working Load Limit	
		D	W	E	L	T			Lbs.	Kgs.
H8624-0340	3/16	0.250	0.374	0.591	0.866	0.551	5	0.04	400	181
H8624-0440	1/4	0.313	0.472	0.787	1.102	0.610	5	0.07	750	340
H8624-0540	5/16	0.375	0.512	0.827	1.220	0.748	5	0.15	1,060	481
H8624-0640	3/8	0.438	0.630	1.024	1.417	0.906	5	0.29	1,600	726
H8624-0840	1/2	0.625	0.827	1.299	1.890	1.181	5	0.50	2,800	1,270
H8624-0940	5/8	0.750	1.063	1.693	2.362	1.496	5	1.09	4,900	2,200
H8624-1040	3/4	0.875	1.260	2.008	2.795	1.811	5	2.18	6,500	3,000
H8624-1140	7/8	1.000	1.417	2.283	3.307	2.087	5	2.87	7,300	3,300
H8624-1240	1	1.125	1.693	2.677	3.740	2.362	5	3.97	8,400	4,000



### A316 Stainless Steel Screw Pin Chain Shackle

Stock #	Trade Size	Dimensions (Inches)				Qty. Per Pkg.	Lbs. Per Each	Working Load Limit	
		D	W	L	T			Lbs.	Kgs.
H8624-0340	3/16	0.200	0.430	0.280	0.400	5	0.04	400	181
H8624-0440	1/4	0.240	0.470	0.320	0.430	5	0.07	750	340
H8624-0540	5/16	0.280	0.670	0.390	0.630	5	0.16	1,060	481
H8624-0640	3/8	0.350	0.830	0.510	0.790	5	0.27	1,600	726
H8624-0840	1/2	0.430	0.980	0.830	0.910	5	0.44	2,800	1,270



### A316 Stainless Steel Quick Link

Stock #	Trade Size (In.)	Dia.		Dimensions (Inches)			Qty. Per Pkg.	Lbs. Per Each	WLL	
		In.	MM	Inside Length	Inside Width	Opening			Lbs.	Kgs.
H8224-0240	1/8	0.125	3	1.300	0.390	0.200	5	0.02	500	227
H8224-0340	3/16	0.197	5	1.500	0.550	0.240	5	0.05	800	363
H8224-0440	1/4	0.240	6	1.780	0.550	0.280	5	0.09	1,250	567
H8224-0540	5/16	0.310	8	2.290	0.710	0.390	5	0.18	1,800	816
H8224-0640	3/8	0.390	10	2.710	0.870	0.470	5	0.32	2,400	1,089
H8224-0840	1/2	0.470	12	3.150	0.980	0.590	5	0.55	2,800	1,270



### A316 Stainless Steel Spring Link

Stock #	Trade Size Inches	Diameter		Overall Length (Inches)	Qty. Per Pkg.	Lbs. Per Each	WLL	
		Inches	MM				Lbs.	Kgs.
H8724-0340	3/16	0.200	5.5	1.970	5	0.03	400	181
H8724-0440	1/4	0.240	6	2.360	5	0.06	750	340
H8724-0540	5/16	0.320	8	3.150	5	0.15	1,060	481
H8724-0640	3/8	0.400	10	3.940	5	0.26	1,600	726
H8724-0840	1/2	0.470	12	5.510	5	0.58	2,200	998



Do not exceed Working Load Limits (WLL)! See the SAFETY GUIDELINES section before using these products. Pages 150 - 155.



Chain & Fitting Displays .....	124-125
Solid Braided Nylon Rope .....	126
Manila Rope .....	126
Poly Truck Rope .....	126
Twisted Nylon Rope .....	127
Twisted Poly Rope .....	127
Solid Braided Poly Rope .....	127
Aircraft Cable & Wire Rope .....	128-129
Wire Rope Accessories .....	130-132
Anti-Theft Chain & Padlocks .....	133-134
Pallet Jacks .....	134-135

## H9800-0400 - Chain & Fittings Assortment

Free standing display rack & welded chain assortment with 6 pails and 18 different chain accessories. Assortment can be purchased with or without a cutter.



Rack measures:  
29" Wide,  
68" High,  
24" Deep.

Item	Stock #	Trade Size	Description	Finish	Assorted Qty.	Assorted Wt./Lbs.
1	H0110-0311	3/16" x 250'	Proof coil pail	BZ	1	105.00
2	H0110-0411	1/4" x 141'	Proof coil pail	BZ	1	95.50
3	H0110-0511	5/16" x 92'	Proof coil pail	BZ	1	87.00
4	H0110-0611	3/8" x 63'	Proof coil pail	BZ	1	87.00
5	H0810-2111	2/0 x 350'	Straight link coil pail	BZ	1	104.00
6	H0910-2111	2/0 x 300'	Passing link pail	BZ	1	101.00
7	8013235	1/4"	Clevis slip hooks	BZ	10	5.00
8	8013335	5/16"	Clevis slip hooks	BZ	10	6.80
9	8013435	3/8"	Clevis slip hooks	BZ	10	13.00
10	8023235	1/4"	Clevis grab hooks	BZ	10	4.00
11	8023335	5/16"	Clevis grab hooks	BZ	10	7.10
12	8023435	3/8"	Clevis grab hooks	BZ	10	9.80
13	8030135	3/16"	Repair lap links	BZ	100	3.00
14	8030235	1/4"	Repair lap links	BZ	50	3.00
15	8030335	5/16"	Repair lap links	BZ	50	6.50
16	8030435	3/8"	Repair lap links	BZ	50	13.00
17	8056235	1/4"	Quick links	BZ	40	3.20
18	8056335	5/16"	Quick links	BZ	40	2.40
19	8056435	3/8"	Quick links	BZ	20	6.40
20	8027235	1/4" - 5/16"	Double Clevis	BZ	20	6.00
21	4412840	3/16"	Spring links	BZ	60	2.28
22	4410440	1/4"	Spring links	BZ	60	3.15
23	4410240	5/16"	Spring links	BZ	20	3.10
24	4425240	3/8"	Spring links	BZ	10	3.00
25	4000222	---	Ratchet style welded chain cutter	---	1	9.10
26	H9830-0220	---	Additional small plastic bins	---	6	1.20
27	H9850-0109	---	Additional bin rail	---	1	2.00
---	H9850-0500	---	Display rack with 12 bins	---	1	50.00
---	H9800-0400	---	Complete rack & assortment listed above	---	---	742.50
---	H9800-0405	---	Complete rack & assortment w/o cutter	---	---	733.40



Do not exceed Working Load Limits (WLL)!  
See the SAFETY GUIDELINES section before using these products. Pages 150 - 155.

## H9800-0450 - Easy Load Gondola Display

Pail stackers & welded chain assortment with 6 pails of welded chain. Also includes 19 different chain accessories and bins. Assortment can be purchased with or without a cutter. (Gondola not included)

Item	Stock #	Trade Size	Description	Finish	Assorted Qty.	Assorted Wt./Lbs.
1	H0110-0311	3/16" x 250'	Proof coil pail	BZ	1	105.00
2	H0110-0411	1/4" x 141'	Proof coil pail	BZ	1	95.50
3	H0110-0511	5/16" x 92'	Proof coil pail	BZ	1	87.00
4	H0110-0611	3/8" x 63'	Proof coil pail	BZ	1	87.00
5	H0810-2111	2/0 x 125'	Straight link coil pail	BZ	1	104.00
6	H0910-2111	2/0 x 150'	Passing link pail	BZ	1	101.00
7	8013235	1/4"	Clevis slip hooks	BZ	20	6.60
8	8013335	5/16"	Clevis slip hooks	BZ	20	6.80
9	8013435	3/8"	Clevis slip hooks	BZ	10	13.50
10	8023235	1/4"	Clevis grab hooks	BZ	20	4.60
11	8023335	5/16"	Clevis grab hooks	BZ	20	7.10
12	8023435	3/8"	Clevis grab hooks	BZ	20	9.80
13	8030135	1/4"	Repair lap links	BZ	100	5.00
14	8030235	5/16 "	Repair lap links	BZ	50	5.50
15	8030335	3/8 "	Repair lap links	BZ	50	6.50
16	8030435	1/2"	Repair lap links	BZ	50	13.00
17	8056135	3/16"	Quick links	BZ	60	3.60
18	8056235	1/4"	Quick links	BZ	60	4.80
19	8056335	5/16"	Quick links	BZ	40	6.80
20	8056435	3/8"	Quick links	BZ	20	6.40
21	8027235	1/4" - 5/16"	Double clevis	BZ	20	6.00
22	4412840	3/16"	Spring links	BZ	60	1.80
23	4410440	1/4"	Spring links	BZ	60	3.60
24	4410240	5/16"	Spring links	BZ	20	3.00
25	4425240	3/8	Spring links	BZ	20	6.00
26	4000244	---	Hydraulic style welded chain cutter	---	1	30.00
27	H9830-0224	---	Small, long plastic bins	---	11	5.39
28	H9830-0230	---	Large plastic bins	---	8	4.80
29	H9850-0128	---	E-Z Load stackers (pair)	---	3	42.00
30	H9850-0130	---	Hydraulic cutter mounting kit for pail stackers	---	1	1.25
31	H9850-0915	---	48" Retail display sign w/mounting hardware	---	1	1.50
---	H9800-0450	---	Complete rack & assortment listed above	---	---	808.00
---	H9800-0455	---	Complete rack & assortment w/o cutter	---	---	777.00



Rack measures:  
29" Wide,  
68" High,  
24" Deep.



Do not exceed Working Load Limits (WLL)!  
See the SAFETY GUIDELINES section before using these products. Pages 150 - 155.

## Solid Braided Nylon Rope - Reels

Stock #	Diameter (Inches)	Ft. Per Package	Lbs. Per Package	Working Load Limit	
				Lbs.	Kgs.
White					
2804893	1/4	800	11	160	72
2805332	5/16	600	15	280	127
2804894	3/8	330	11	330	149
2804895	1/2	165	11	400	181
2804892	3/16	1000	9	82	37



## Manila Rope - Reels

Stock #	Diameter (Inches)	Ft. Per Package	Lbs. Per Package	Working Load Limit	
				Lbs.	Kgs.
Natural					
2880025	3/8	600	25	122	55
2880030	1/2	600	56	240	109
2880035	5/8	600	80	400	181
2880040	3/4	600	95	490	222
2890045	7/8	600	135	693	314

## Poly Truck Rope - Reels

Stock #	Diameter (Inches)	Ft. Per Package	Lbs. Per Package	Working Load Limit	
				Lbs.	Kgs.
Natural					
2871290	3/8	600	20	270	122
2871295	1/2	300	15	420	190



Do not exceed Working Load Limits (WLL)!  
See the SAFETY GUIDELINES section before using these products. Pages 150 - 155.

## Twisted Nylon Rope - Reels



Stock #	Diameter (Inches)	Ft. Per Package	Lbs. Per Package	Working Load Limit	
				Lbs.	Kgs.
White					
2804896	1/4	600	9	165	75
2804897	3/8	300	9	370	168
2805378	5/8	120	12	1,000	454



## Twisted Poly Rope - Reels

Stock #	Diameter (Inches)	Ft. Per Package	Lbs. Per Package	Working Load Limit	
				Lbs.	Kgs.
Yellow					
2804902	1/4	600	8	125	57
2804903	3/8	300	10	270	122
2804904	1/2	150	7	420	191

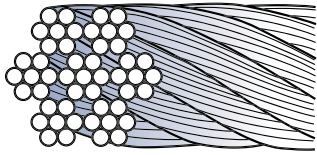
## Solid Braided Poly Rope - Hanks

Stock #	Diameter (Inches)	Hanks Per Package	Lbs. Per Package	Working Load Limit	
				Lbs.	Kgs.
Multi-Colored					
2807234	3/8	12 @ 50'	17	240	109
2807088	3/8	12 @ 100'	33	240	109
2807236	1/2	12 @ 50'	24	380	172
2807235	1/2	6 @ 100'	12	380	172



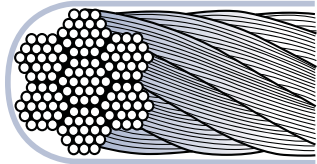
Do not exceed Working Load Limits (WLL)!  
See the SAFETY GUIDELINES section before using these products. Pages 150 - 155.

## Three Common wire ropes for consumer applications.



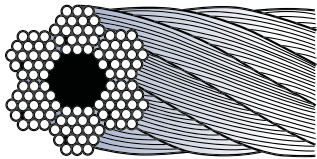
**7 x 7 Construction**

**7 x 7 construction** with seven strands of seven wires, uses heavier gauge wire which offers better abrasion resistance than 7 x 19, but it is not as strong and less flexible.



**7 x 19 Construction**  
(available with vinyl coating)

**7 x 19 construction** is the most practical. With its seven strands of nineteen wires each, it is stronger than the other two types, has excellent flexibility and good abrasion resistance.



**6 x 19 Construction**  
(Fiber Core)

**6 x 19 fiber core** wire rope is the most economical where large diameters are required and it offers very good abrasion resistance. It is less flexible and not as strong as the other types. Often used for longer, straight runs.



## Galvanized Aircraft Cable - Small Reels

## Galvanized Aircraft Cable - Large Spools

Stock #	Diameter (Inches)	Construction	Ft. Per Pkg.	Lbs. Per Pkg.	Working Load Limit	
					Lbs.	Kgs.
4501090	1/16	7 x 7	500	5	96	43
4500905	3/32	7 x 7	250	5	184	83
4500990	3/32	7 x 7	500	10	184	83
4501104	1/8	7 x 7	250	8	340	154
4501190	1/8	7 x 7	500	15	340	154
4503215	3/16	7 x 7	500	30	740	335
4503308	1/4	7 x 7	250	28	1,220	553
4501110	1/8	7 x 19	250	8	400	181
4501115	1/8	7 x 19	500	15	400	181
4503290	3/16	7 x 19	250	18	840	381
4503210	3/16	7 x 19	500	35	840	381
4503317	1/4	7 x 19	250	28	1,400	635
4503320	1/4	7 x 19	500	55	1,400	635
4503405	5/16	7 x 19	500	85	2,000	907
4503501	3/8	7 x 19	250	60	2,880	1,306
4503505	3/8	7 x 19	500	120	2,880	1,306

Stock #	Diameter (Inches)	Construction	Ft. Per Pkg.	Lbs. Per Pkg.	Working Load Limit	
					Lbs.	Kgs.
H4008-0011	1/16	7 x 7	1,000	16	96	43
H4007-0011	1/16	7 x 7	5,000	40	96	43
H4008-0111	3/32	7 x 7	1,000	19	184	83
H4007-0111	3/32	7 x 7	5,000	60	184	83
H4008-0211	1/8	7 x 7	1,000	29	340	154
H4007-0211	1/8	7 x 7	5,000	105	340	154
H3808-0211	1/8	7 x 19	1,000	32	400	181
H3807-0211	1/8	7 x 19	5,000	145	400	181
H3808-0311	3/16	7 x 19	1,000	70	840	381
H3807-0311	3/16	7 x 19	5,000	325	840	381
H3808-0411	1/4	7 x 19	1,000	119	1,400	635
H3807-0411	1/4	7 x 19	5,000	550	1,400	635
H3808-0511	5/16	7 x 19	1,000	184	2,000	907
H3807-0511	5/16	7 x 19	5,000	865	2,000	907
H3808-0611	3/8	7 x 19	1,000	243	2,880	1,306
H3807-0611	3/8	7 x 19	5,000	1215	2,880	1,306



Do not exceed Working Load Limits (WLL)! See the SAFETY GUIDELINES section before using these products. Pages 150 - 155.



## IWRC\* & Fiber Core Wire Rope - Small Reels

Stock #	Diameter (Inches)	Construction	Core Type	Ft. Per Package	Lbs. Per Package	Working Load Limit	
						Lbs.	Kgs.
4503315	1/4	6 x 19	Fiber	500	55	1,096	497
4500105	5/16	6 x 19	Fiber	500	80	1,704	773
4500205	3/8	6 x 19	Fiber	500	120	2,400	1089
4500305	1/2	6 x 19	Fiber	250	105	4,280	1,941
4500350	1/2	6 x 19	IWRC*	250	115	4,600	2,087

\*Independent Wire Rope Core



## Vinyl Coated Aircraft Cable - Small Reels



Stock #	Diameter (Inches)	Diameter w/Coating (Inches)	Construction	Ft. Per Pkg.	Lbs. Per Pkg.	Working Load Limit	
						Lbs.	Kgs.
4501091	1/16	1/8	7 x 7	500	7	96	43
4501290	3/32	3/16	7 x 7	250	8	184	83
4500805	1/8	3/16	7 x 7	250	10	340	154
4501390	3/16	1/4	7 x 19	100	9	840	381
4501308	3/16	1/4	7 x 19	250	21	840	381
4500705	1/4	5/16	7 x 19	200	25	1,400	635

## Vinyl Coated Aircraft Cable - Large Spools

Stock #	Dia. (Inches)	Diameter w/Coating (Inches)	Construction	Ft. Per Pkg.	Lbs. Per Pkg.	Working Load Limit	
						Lbs.	Kgs.
H4107-0011	1/16	1/8	7 x 7	5,000	40	96	43
H4107-0111	3/32	3/16	7 x 7	5,000	140	184	83
H4107-0211	1/8	3/16	7 x 7	5,000	200	340	154
H3907-0311	3/16	1/4	7 x 19	5,000	421	840	381
H3907-0411	1/4	5/16	7 x 19	5,000	662	1,400	635



**WARNING** Do not exceed Working Load Limits (WLL)! See the SAFETY GUIDELINES section before using these products. Pages 150 - 155.

## Turnbuckles

Stock #	Trade Size (Inches)	Take-Up (Inches)	Type	Qty. Per Pkg.	Lbs. Per Pkg.	Working Load Limit	
						Lbs.	Kgs.
4530220	3/8	6	Hook & Eye	10	10	1,000	454
4530345	1/2	9	Hook & Eye	10	21	1,500	680
4530010	1/4	4	Eye & Eye	10	4	400	181
4530210	3/8	6	Eye & Eye	10	8	1,200	544
4530335	1/2	9	Eye & Eye	10	21	2,200	998
4530360	1/2	12	Eye & Eye	10	25	2,200	998



## Malleable Wire Rope Clips - Commercial Grade



Stock #	Trade Size (Inches)	Min. No. Clips Req.	Wire Rope Turn Back (Inches)	Tightening Torque (Ft./Lbs.)	Qty. Per Pkg.	Lbs. Per Pkg.
Zinc						
4503040	1/16	3	4.00	2	120	3.60
4503140	1/8	3	4.75	3	120	4.80
4503340	3/16	3	5.50	4.5	100	7.00
4503440	1/4	3	7.00	15	50	6.00
4503540	5/16	3	7.75	15	50	7.00
4503640	3/8	3	9.50	30	40	9.20
4503840	1/2	4	15.25	45	20	7.00
4503940	5/8	4	16.00	75	40	9.20
4504040	3/4	5	22.25	75	20	7.00

## Forged Wire Rope Clips

FED SPEC # FF-C-450D T1, C1

Stock #	Trade Size (Inches)	Min. No. Clips Req.	Wire Rope Turn Back (Inches)	Tightening Torque (Ft./Lbs.)	Qty. Per Pkg.	Lbs. Per Pkg.
H4345-0215	1/8	2	3.25	4.5	100	6
H4345-0315	3/16	2	3.75	7.5	100	10
H4345-0415	1/4	2	4.75	15	100	20
H4345-0515	5/16	2	5.25	30	100	30
H4345-0615	3/8	2	6.50	45	100	47
H4345-0715	7/16	3	7.00	65	50	38
H4345-0815	1/2	3	11.50	65	50	40
H4345-0915	5/8	3	12.00	95	50	53
H4345-1015	3/4	4	18.00	130	25	38
H4345-1115	7/8	4	19.00	225	25	53
H4345-1215	1	5	26.00	225	10	26
H4345-1315	1-1/8	6	34.00	225	10	29



Do not exceed Working Load Limits (WLL)! See the SAFETY GUIDELINES section before using these products. Pages 150 - 155.

## Aluminum Oval Sleeves & Stops

Stock #		For Cable Size (Inches)	Qty. Per Pkg.		Lbs. Per Pkg.	
Sleeves	Stops		Sleeves	Stops	Sleeves	Stops
H3629-0014	H3628-0014	1/16	50	25	0.05	0.03
H3629-0114	H3628-0114	3/32	50	25	0.10	0.05
H3629-0214	H3628-0214	1/8	50	25	0.30	0.08
H3629-0314	H3628-0314	3/16	50	25	0.75	0.25
H3629-0414	H3628-0414	1/4	25	25	0.63	0.53
H3629-0514	H3628-0514	5/16	25	25	0.63	0.53
H3629-0614	H3628-0614	3/8	25	25	0.63	0.53



## Wire Rope Thimbles

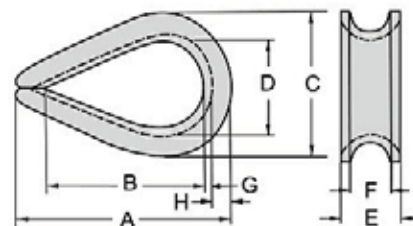
Stock #	Trade Size (Inches)	Quantity Per Package	Lbs. Per Package
Zinc			
4514040	1/8	80	2.88
4514140	3/16	80	2.96
4514240	1/4	80	3.20
4514340	5/16	60	2.76
4514440	3/8	40	2.76
4514540	1/2	20	2.52



## Wire Rope Thimbles - Heavy Duty Type III

FED SPEC # FF-T-276B, TYPE III

Stock #	Trade Size (Inches)	Dimensions (Inches)								Qty. Per Pkg.	Lbs. Per Pkg.
		A	B	C	D	E	F	G	H		
H4230-0415	1/4	2.19	1.63	1.50	0.88	0.41	0.28	0.06	0.23	100	7
H4230-0515	5/16	2.50	1.88	1.81	1.06	0.50	0.34	0.08	0.28	100	13
H4230-0615	3/8	2.88	2.13	2.13	1.13	0.63	0.41	0.11	0.34	100	26
H4230-0715	7/16	3.25	2.38	2.38	1.25	0.72	0.47	0.13	0.38	50	18
H4230-0815	1/2	3.63	2.75	2.75	1.50	0.81	0.53	0.14	0.41	50	30
H4230-0915	5/8	4.25	3.25	3.13	1.75	0.97	0.66	0.16	0.50	50	37
H4230-1015	3/4	5.00	3.75	3.81	2.00	1.22	0.78	0.22	0.66	25	41
H4230-1115	7/8	5.50	4.25	4.25	2.25	1.38	0.94	0.22	0.75	25	45
H4230-1215	1	6.13	4.50	4.94	2.50	1.56	1.06	0.25	0.88	10	31



Do not exceed Working Load Limits (WLL)!  
See the SAFETY GUIDELINES section before using these products. Pages 150 - 155.

## Wire & Cable Swedging Tools

Stock #	Overall Length (Inches)	Capacity	Quantity Per Package	Lbs. Per Package
4514040	14	1/16" - 1/8" Cable	1	2
4514140	24	1/16" - 3/16" Cable	1	6



## Wire & Cable Cutters

Stock #	Overall Length (Inches)	Capacity	Quantity Per Package	Lbs. Per Package
4528910	30	1/2" Dia.	1	9
4528810	23	3/8" Dia.	1	5
4528710	14	1/4" Dia.	1	3
4528610	6	3/16" Dia.	1	1
4528510	6	3/16" Dia.	1	1



## Chain & Bolt Cutters

Stock #	Overall Length (Inches)	Capacity	Quantity Per Package	Lbs. Per Package
4101410	14	3/16" Proof Coil	1	3
4101810	18	1/4" Proof Coil	1	4
4102410	24	5/16" Proof Coil	1	5
4103010	30	5/16" Proof Coil	1	7



## Ratchet & Hydraulic Cutters

- For Display Racks

Stock #	Description	Capacity	Quantity Per Package	Lbs. Per Package
4000222	Ratchet	3/8" Proof Coil	1	9
4000244	Hydraulic	3/8" High Test	1	30
4000288	Hydraulic	3/8" Transport	1	30



## Mechanics Sledge Hammer

Stock #	Head Size Lbs.	Length (Inches)	Quantity Per Package	Lbs. Per Package
4200210	2	15	6	16
4200310	3	15	6	21
4200410	4	15	6	28
4200610	6	16	6	41



**WARNING**

Do not exceed Working Load Limits (WLL)! See the SAFETY GUIDELINES section before using these products. Pages 150 - 155.



## Anti-Theft Chain & Padlocks Brass Combination Locks

These locks feature a brass plated zinc diecast body for resistance to rust. The shackle is tempered alloy steel. They have a re-settable combination so each lock can be customized with the users personal key code or all set to the same combination. The long shackle model works very well with QuikBinder™ Plus to keep the binder, chain & load locked and secure. H4927-2730 is retail packaged in a tamper-proof clamshell.

**STOCK #: H4927-2730**  
Trade size: 2" Case (50mm)  
Shackle length: 1"  
Finish: Brass  
Weight: 0.60 Lbs./Ea.  
Factory package: 12/Ctn.  
Order unit: Each



**STOCK #: H4927-3030**  
Trade size: 2" Case (50mm)  
Shackle length: 2 1/4"  
Finish: Brass  
Weight: 0.75 Lbs./Ea.  
Factory package: 12/Ctn.  
Order unit: Each



## Weatherproof Locks

These locks are designed with the elements in mind. This specialty lock is completely sealed from the weather. It is constructed of laminated steel with a double locking device for extra protection. The internal lock cylinder is solid brass, has pin tumblers and stainless steel springs. Two solid brass, nickel plated keys accompany each lock.

**STOCK #: H4924-1261**  
Trade size: 1 1/2" Case (40mm)  
Shackle length: 1 1/4"  
Weight: 0.61 Lbs./Ea.  
Factory package: 12/Ctn  
Order unit: Each



**STOCK #: H4925-2461**  
Trade size: 1 1/2" Case (40mm)  
Shackle length: 2 1/2"  
Weight: 0.69 Lbs./Ea.  
Factory package: 12/Ctn  
Order unit: Each

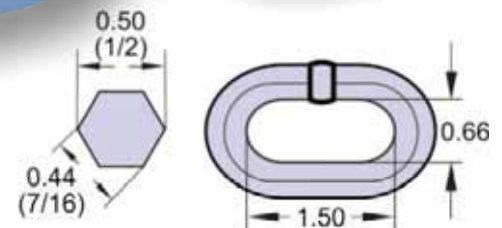



## "Hex" Anti-Theft Chain

Hex chain is a high alloy chain drawn in a six sided (hexagonal) shape and heat treated to be extremely hard. The hex shape does not allow a bolt cutter to get the proper bite to permit them to cut the chain. It is ideal for securing equipment or portable tools at a job site or for general purpose security use. Sold in full drums or custom cut at the factory to the users required length.

**STOCK #: H2916-0812**  
Trade size: 7/16" x 400'  
Finish: Blue  
Weight: 750 Lbs./Per Drum  
Factory package: Full Drum  
Order unit: Ft.

**STOCK #: H2990-0812**  
Trade size: 7/16" x 400'  
Finish: Blue  
Factory package: Custom Cut  
Order unit: Ft.



Do not exceed Working Load Limits (WLL)!  
See the SAFETY GUIDELINES section before using these products. Pages 150 - 155.

## "Hex" Anti-Theft Chain Lock

Padlock body is made from Stainless A304 material with a magnesium shackle. The lock body extends up to protect the shackle from allowing bolt cutters to access it. Lock comes with 4 double notch cut reversible keys that can not be removed unless the lock is closed and secure. This lock is a great partner with Hex Chain for maximum security.

STOCK #: H4920-1200  
 Shackle Length: 1"  
 Finish: Stainless  
 Weight: 1.60 Lbs./Ea.  
 Factory Package: Ea.  
 Order Unit: Each



## "Hex" Anti-Theft Chain & Lock Kit

Retail packaged kit includes 5 ft. of Hex Chain covered with a 4 ft. protective sleeve and a Stainless Hex Chain Lock. They are all packaged in a convenient nylon storage bag. Each complete kit is individually boxed for attractive retail shelf display.

STOCK #: H2992-6812  
 Chain Length: 5'  
 Weight: 11.40 Lbs./Ea.  
 Factory Package: 4 /Ctn.  
 Order Unit: Each



## Heavy Duty Pallet Jack

Our premium, heavy duty pallet jack has a 5,500 Lb. capacity. The wheels are made of durable polyurethane for long life. The forks are a full pallet length of 48" for total load support. The fork rollers allow easy pallet entry and the large ergonomic rubber handle has a three position control lever. This pallet jack has a two year pump warranty and is certified and tested for over 60,000 cycles.



### Pallet Jack

Stock #	Description	Dimensions (Inches)							Qty. Per Pkg.	Lbs. Per Each	Capacity	
		A	B	W	L	H1	H2	H3			Lbs.	Kgs.
HPT-5500	Hand Pallet Truck - Single	Ø7.10	Ø2.91	27.00	48.00	2.95	7.48	16.60	1 / Plt	162.0	5,500	2,500
HPT-5500-6	Hand Pallet Truck - 6 Pack	Ø7.10	Ø2.91	27.00	48.00	2.95	7.48	16.60	6 / Plt	162.0	5,500	2,500
HPT-5515	Hand Pallet Truck - Single	Ø7.10	Ø2.91	21.75	48.00	2.95	7.48	16.60	1 / Plt	157.5	5,500	2,500
HPT-5515-6	Hand Pallet Truck - 6 Pack	Ø7.10	Ø2.91	21.75	48.00	2.95	7.48	16.60	6 / Plt	157.5	5,500	2,500



### Heavy Duty Pallet Jack comes in two sizes

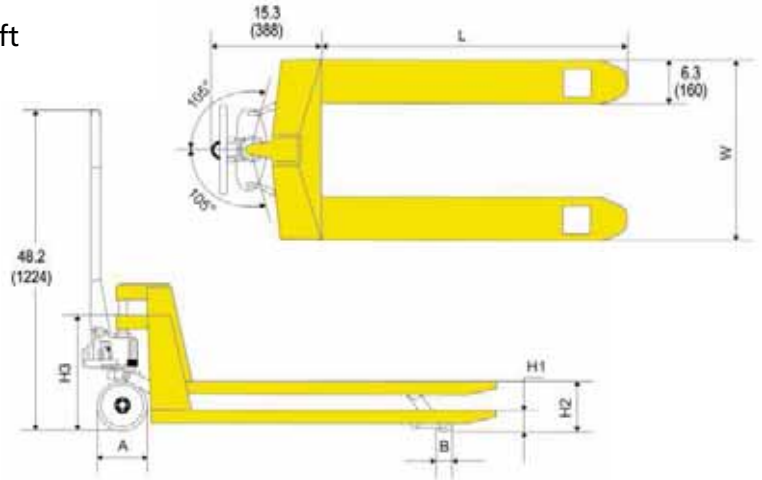
- Effortless pallet entry/exit rollers to make it easier to push and pull the pallet truck.
- 12 lubrication grease nipples on all moveable parts for easy maintenance.
- The adjustable pump cap ensures a long service life.
- Reinforced for added strength and load capacity.
- Large ergonomic rubber handle with a three way positive control lever.



Do not exceed Working Load Limits (WLL)!  
 See the SAFETY GUIDELINES section before using these products. Pages 150 - 155.

## 5,500 Lb. (2,500 kgs) capacity Heavy Duty Pallet Jack

- Full hydraulic system. Bullet connection between steering shaft and pump piston.
- Convenient to replace rear wheels.
- Easy to maneuver with a 210 degree turning radius.
- Special lowering valve to control the rate of decent and over by-pass valve for added durability.
- Total number of pump strokes - 10. Lift per stroke 0.47" (12mm).
- Reliable leak-proof hydraulic system.
- Polyurethane wheel, tandem fork roller.
- The pump is warranted against leakage for a period of two years.
- HPT-5500 has wider forks for stability.
- HPT-5515 has narrower forks to fit smaller pallets.



## Pallet Jack Replacement Parts (Fits both models)

### Bushings

STOCK #: HPT-5500-B114  
Weight: 0.035 Lbs./Ea.  
Factory Package: 10/Pkg.  
Order Unit: Each

### Roller Chain

STOCK #: HPT-5500-B115  
Weight: 3.310 Lbs./Ea.  
Factory Package: 1/Pkg.  
Order Unit: Each

### Nut

STOCK #: HPT-5500-B116  
Weight: 0.005 Lbs./Ea.  
Factory Package: 10/Pkg.  
Order Unit: Each

### Shaft

STOCK #: HPT-5500-B118  
Weight: 0.730 Lbs./Ea.  
Factory Package: 1/Pkg.  
Order Unit: Each

### Copper Washer

STOCK #: HPT-5500-B120  
Weight: 0.007 Lbs./Ea.  
Factory Package: 10/Pkg.  
Order Unit: Each

### Spring

STOCK #: HPT-5500-B121  
Weight: 3.310 Lbs./Ea.  
Factory Package: 1/Pkg.  
Order Unit: Each

### Damping Valve Spindle

STOCK #: HPT-5500-B122  
Weight: 0.002 Lbs./Ea.  
Factory Package: 10/Pkg.  
Order Unit: Each

### Damping Valve Seat

STOCK #: HPT-5500-B123  
Weight: 0.057 Lbs./Ea.  
Factory Package: 10/Pkg.  
Order Unit: Each

### Spring (1.2/9/22)

STOCK #: HPT-5500-B128  
Weight: 0.002 Lbs./Ea.  
Factory Package: 10/Pkg.  
Order Unit: Each

### Dust Covers

STOCK #: HPT-5500-B13  
Weight: 0.550 Lbs./Ea.  
Factory Package: 1/Pkg.  
Order Unit: Each

### Y-Ring (31.5)

STOCK #: HPT-5500-B141  
Weight: 0.004 Lbs./Ea.  
Factory Package: 10/Pkg.  
Order Unit: Each

### Dust Ring

STOCK #: HPT-5500-B150  
Weight: 0.007 Lbs./Ea.  
Factory Package: 10/Pkg.  
Order Unit: Each

### Y-Ring

STOCK #: HPT-5500-B151  
Weight: 0.004 Lbs./Ea.  
Factory Package: 10/Pkg.  
Order Unit: Each

### Fork Wheels

STOCK #: HPT-5500-B35  
Weight: 3.310 Lbs./Ea.  
Factory Package: 4/Pkg.  
Order Unit: Each

### Large Wheel

STOCK #: HPT-5500-B8  
Weight: 7.730 Lbs./Ea.  
Factory Package: 2/Pkg.  
Order Unit: Each

### Bearings

STOCK #: HPT-5500-B9  
Weight: 0.550 Lbs./Ea.  
Factory Package: 10/Pkg.  
Order Unit: Each



Do not exceed Working Load Limits (WLL)!  
See the SAFETY GUIDELINES section before using these products. Pages 150 - 155.

# MARINE

Grade 43 ISO Chain .....	137, 140
Grade 30 ISO Chain .....	138, 141
BBB Chain .....	139
Anchor Lead Chain .....	142
Marine Chain Accessories .....	143-145
Mooring Chain .....	146
Cargo Lashing Chain .....	146
Tuna Chain .....	147
Trawlex Chain .....	148
Trawl Door Chain .....	149
Scallop Chain & Accessories .....	149
Tickler Chain .....	149





## ACCO G43 Domestic High Test ISO Chain



A high tensile strength carbon steel anchor (windlass) chain with an ISO short link. The short link makes it more flexible and ideally suited as a windlass chain. Check fit or contact windlass manufacturer before purchase. This extra thick hot dip galvanized finish is recommended for all marine applications.  
**NOT FOR OVERHEAD LIFTING.**



Embossed: G4

### Full Drum

Stock #		Trade Size (In.)	Wire Dia. (In.)	Inside Dimensions (In.)		Qty. Per Drum	Net Wt. (Lbs.)	WLL	
Self-Colored	HDG			Length (Nom.)	Width (Min.)			Lbs.	Kgs.
500110402	500140402	1/4	0.274	0.845	0.410	800	586	2,600	1,180
500110502	500140502	5/16	0.329	1.030	0.500	550	570	3,900	1,770
500110632	500140632	3/8	0.394	1.220	0.600	400	595	5,400	2,450
500110702	500140702	7/16	0.467	1.400	0.660	300	645	7,200	3,266
500110802	500140802	1/2	0.510	1.590	0.770	200	507	9,200	4,174
500110902	500140902	5/8	0.625	1.790	0.910	150	582	13,000	5,897



### Half Drum



Stock #		Trade Size (In.)	Wire Dia. (In.)	Inside Dimensions (In.)		Qty. Per Drum	Net Wt. (Lbs.)	WLL	
Self-Colored	HDG			Length (Nom.)	Width (Min.)			Lbs.	Kgs.
500110401	500140401	1/4	0.274	0.845	0.410	400	293	2,600	1,180
500110501	500140501	5/16	0.329	1.030	0.500	275	285	3,900	1,770
500110631	500140631	3/8	0.394	1.220	0.600	200	297	5,400	2,450
500110701	500140701	7/16	0.467	1.400	0.660	150	322	7,200	3,266
500110801	500140801	1/2	0.510	1.590	0.770	100	253	9,200	4,174

### 5 Gallon Square Pail

Stock #		Trade Size (In.)	Wire Dia. (In.)	Inside Dimensions (In.)		Qty. Per Pail	Net Wt. (Lbs.)	WLL	
Self-Colored	HDG			Length (Nom.)	Width (Min.)			Lbs.	Kgs.
501310401	501340401	1/4	0.274	0.845	0.410	134	98	2,600	1,180
501310501	501340501	5/16	0.329	1.030	0.500	90	93	3,900	1,770
501310601	501340601	3/8	0.394	1.220	0.600	64	95	5,400	2,450



### Wood Crate



Stock #	Trade Size (In.)	Wire Dia. (In.)	Inside Dimensions (In.)		Qty. Per Crate	Net Wt. (Lbs.)	WLL	
HDG	Length (Nom.)	Width (Min.)	Lbs.	Kgs.				
500191733	1/4	0.274	0.845	0.410	3,600	2,628	2,600	1,180
500191734	5/16	0.329	1.030	0.500	2,800	2,903	3,900	1,770
500191735	3/8	0.394	1.220	0.600	1,800	2,672	5,400	2,450
500191736	1/2	0.510	1.590	0.770	1,000	2,533	9,200	4,174
8610327	5/8	0.625	1.790	0.910	600	2,328	13,000	5,897



Do not exceed Working Load Limits (WLL)! See the SAFETY GUIDELINES section before using these products. Pages 150 - 155.

## ACCO G30 Domestic Proof Coil ISO Chain



NOT FOR OVERHEAD LIFTING.

### Full Drum

Stock #		Trade Size (In.)	Wire Dia. (In.)	Inside Dimensions (Inches)		Qty. Per Drum	Net Wt. (Lbs.)	Working Load Limit	
Self-Colored	HDG			Length (Nominal)	Width (Minimum)			Lbs.	Kgs.
400100432	400140432	1/4	0.279	1.000	0.507	800	599	1,300	590
400100502	400140502	5/16	0.342	1.100	0.507	550	614	1,900	862
400100602	400140602	3/8	0.404	1.230	0.620	400	644	2,650	1,202
400100802	400140802	1/2	0.512	1.500	0.820	200	525	4,500	2,042
400101032	400141032	5/8	0.628	1.900	1.020	150	557	6,900	3,131
400101232	400141232	3/4	0.779	2.200	1.100	100	595	10,600	4,810

### Half Drum

Stock #		Trade Size (In.)	Wire Dia. (In.)	Inside Dimensions (Inches)		Qty. Per Drum	Net Wt. (Lbs.)	Working Load Limit	
Self-Colored	HDG			Length (Nominal)	Width (Minimum)			Lbs.	Kgs.
400100431	400140431	1/4	0.279	1.000	0.507	400	299	1,300	590
400100501	400140501	5/16	0.342	1.100	0.507	275	308	1,900	862
400100601	400140601	3/8	0.404	1.230	0.620	200	322	2,650	1,202
400100801	400140801	1/2	0.512	1.500	0.820	100	262	4,500	2,042

### 5 Gallon Square Pail

Stock #		Trade Size (In.)	Wire Dia. (In.)	Inside Dimensions (Inches)		Qty. Per Pail	Net Wt. (Lbs.)	Working Load Limit	
Self-Colored	HDG			Length (Nominal)	Width (Minimum)			Lbs.	Kgs.
401100431	401140431	1/4	0.279	1.000	0.507	141	106	1,300	590
401100501	401140501	5/16	0.342	1.100	0.507	92	103	1,900	862
401100601	401140601	3/8	0.404	1.230	0.620	63	101	2,650	1,202
401100801	401140801	1/2	0.512	1.500	0.820	36	94	4,500	2,042



Embossed: G3



Do not exceed Working Load Limits (WLL)! See the SAFETY GUIDELINES section before using these products. Pages 150 - 155.



## ACCO BBB Chain

A low carbon steel, general purpose chain, with a short compact link. The short link is ideally suited for anchor chain. Check fit for windlass manufacturer's specifications before purchase.  
**NOT FOR OVERHEAD LIFTING.**

### Full Drum

Stock #	Trade Size (Inches)	Wire Dia. (Inches)	Inside Dimensions (Inches)		Qty. Per Drum	Net Wt. (Lbs.)	Working Load Limit	
			Length (Nominal)	Width (Minimum)			Lbs.	Kgs.
410140402	1/4	0.274	0.870	0.430	800	590	1,300	590
410140502	5/16	0.328	1.000	0.500	550	646	1,900	862
410140602	3/8	0.392	1.090	0.620	400	640	2,650	1,202
410140802	1/2	0.509	1.340	0.750	200	546	4,500	2,042

### 5 Gallon Square Pail

Stock #	Trade Size (Inches)	Wire Dia. (Inches)	Inside Dimensions (Inches)		Qty. Per Pail	Net Wt. (Lbs.)	Working Load Limit	
			Length (Nominal)	Width (Minimum)			Lbs.	Kgs.
411140402	1/4	0.274	0.870	0.430	141	104	1,300	590
411140502	5/16	0.328	1.000	0.500	92	108	1,900	862
411140602	3/8	0.392	1.090	0.620	63	100	2,650	1,202

### Wood Crate

Stock #	Trade Size (Inches)	Wire Dia. (Inches)	Inside Dimensions (Inches)		Qty. Per Crate	Net Wt. (Lbs.)	Working Load Limit	
			Length (Nominal)	Width (Minimum)			Lbs.	Kgs.
400191733	1/4	0.274	0.870	0.430	3600	2,657	1,300	590
400191734	5/16	0.328	1.000	0.500	2800	3,286	1,900	862
400191735	3/8	0.392	1.090	0.620	1800	2,878	2,650	1,202
400191736	1/2	0.509	1.340	0.750	1000	2,732	4,500	2,042



Embossed: 3B



Do not exceed Working Load Limits (WLL)!  
 See the SAFETY GUIDELINES section before using these products. Pages 150 - 155.

Embossed: HG4



## Boatman's Pride G43 High Test ISO Chain

NOT FOR OVERHEAD LIFTING.

### Full Drum

Stock #	Trade Size (Inches)	Wire Dia. (Inches)	Inside Dimensions (Inches)		Qty. Per Drum	Net Wt. (Lbs.)	Working Load Limit	
			Length (Nominal)	Width (Minimum)			Lbs.	Kgs.
700140402	1/4	0.274	0.845	0.400	800	598	2,600	1,180
700140502	5/16	0.330	1.030	0.490	550	584	3,900	1,770
700140632	3/8	0.399	1.220	0.580	400	594	5,400	2,450

### Half Drum

Stock #	Trade Size (Inches)	Wire Dia. (Inches)	Inside Dimensions (Inches)		Qty. Per Drum	Net Wt. (Lbs.)	Working Load Limit	
			Length (Nominal)	Width (Minimum)			Lbs.	Kgs.
700140401	1/4	0.274	0.845	0.400	400	299	2,600	1,180
700140501	5/16	0.330	1.030	0.490	275	292	3,900	1,770
700140631	3/8	0.399	1.220	0.580	200	297	5,400	2,450

### Pail

Stock #	Trade Size (Inches)	Wire Dia. (Inches)	Inside Dimensions (Inches)		Qty. Per Pail	Net Wt. (Lbs.)	Working Load Limit	
			Length (Nominal)	Width (Minimum)			Lbs.	Kgs.
700191732	1/4	0.274	0.845	0.400	100	75	2,600	1,180
701340801	5/16	0.330	1.030	0.490	125	133	3,900	1,770

### Wood Crate

Stock #	Trade Size (Inches)	Wire Dia. (Inches)	Inside Dimensions (Inches)		Qty. Per Drum	Net Wt. (Lbs.)	Working Load Limit	
			Length (Nominal)	Width (Minimum)			Lbs.	Kgs.
700191733	1/4	0.274	0.845	0.400	3,600	2,693	2,600	1,180
700191734	5/16	0.330	1.030	0.490	2,800	2,971	3,900	1,770
8610833	3/8	0.399	1.220	0.580	1,800	2,673	5,400	2,450



Do not exceed Working Load Limits (WLL)! See the SAFETY GUIDELINES section before using these products. Pages 150 - 155.



Embossed: HG3

## Boatman's Pride G30 Proof Coil ISO Chain

NOT FOR OVERHEAD LIFTING.

### Full Drum

Stock #	Trade Size (Inches)	Wire Dia. (Inches)	Inside Dimensions (Inches)		Qty. Per Drum	Net Wt. (Lbs.)	Working Load Limit	
			Length (Nominal)	Width (Minimum)			Lbs.	Kgs.
600140432	1/4	0.279	1.000	0.507	800	584	1,300	590
600140502	5/16	0.342	1.100	0.507	550	600	1,900	862
600140602	3/8	0.399	1.230	0.620	400	628	2,650	1,202

### Half Drum

Stock #	Trade Size (Inches)	Wire Dia. (Inches)	Inside Dimensions (Inches)		Qty. Per Drum	Net Wt. (Lbs.)	Working Load Limit	
			Length (Nominal)	Width (Minimum)			Lbs.	Kgs.
600140431	1/4	0.279	1.000	0.507	400	292	1,300	590
600140501	5/16	0.342	1.100	0.507	275	300	1,900	862
600140601	3/8	0.399	1.230	0.620	200	314	2,650	1,202

### Pail

Stock #	Trade Size (Inches)	Wire Dia. (Inches)	Inside Dimensions (Inches)		Qty. Per Pail	Net Wt. (Lbs.)	Working Load Limit	
			Length (Nominal)	Width (Minimum)			Lbs.	Kgs.
601140431	1/4	0.279	1.000	0.507	141	103	1,300	590
601140501	5/16	0.342	1.100	0.507	92	100	1,900	862
601140601	3/8	0.399	1.230	0.620	63	99	2,650	1,202



Do not exceed Working Load Limits (WLL)!  
See the SAFETY GUIDELINES section before using these products. Pages 150 - 155.

## Boatman's Pride Anchor Lead Chains

### Double Coated for Double Duty

- Protects Decks and Hulls
- Hot Dipped Galvanized Undercoat
- Heat Cured White Polymer Overcoat or Heavy Duty Vinyl Coating

Available in three chain sizes and 2 coatings. Pre-cut leads have a large end link welded on one end for easy hook up to the anchor line. Heavy duty protection assures years of dependable service.

**NOT FOR OVERHEAD LIFTING.**

**Polymer  
or Vinyl Coated**  
(Vinyl coated shown)



**Heavy  
Duty Hot  
Galvanized  
Plating**



### 5 Gallon Square Pail

Stock #		Trade Size (Inches)	Wire Dia. (Inches)	Inside Dimensions (Inches)		Qty. Per Pail	Net Wt. (Lbs.)	Working Load Limit	
White Polymer Coated HDG Chain	HDG			Length (Nominal)	Width (Minimum)			Lbs.	Kgs.
402080302	---	3/16	0.217	0.950	0.405	154	70	800	363
402080402	---	1/4	0.274	1.236	0.480	96	65	1,300	590
402080502	---	5/16	0.328	1.285	0.480	60	68	1,900	862

### Pre-cut Anchor Lead Chains - Shelf Pack (4 boxes per pkg.)

Stock #		Trade Size	Wire Dia. (Inches)	Inside Dimensions (Inches)		Qty. Per Package	Lbs. Per Package	Working Load Limit	
White Polymer Coated HDG Chain	HDG			Length (Nominal)	Width (Minimum)			Lbs.	Kgs.
406980304	---	3/16" x 4'	0.217	0.950	0.405	4	7	800	363
406980405	---	1/4" x 5'	0.274	1.236	0.480	4	15	1,300	590
406980506	---	5/16" x 6'	0.328	1.285	0.480	4	26	1,900	862

### Pre-cut Anchor Lead Chains - Shelf Pack (5 bags per pkg.)

Stock #		Trade Size	Wire Dia. (Inches)	Inside Dimensions (Inches)		Qty. Per Pkg.	Coated HDG Lbs. Per Pkg.	HDG Lbs. Per Pkg.	Working Load Limit	
White Vinyl Coated HDG Chain	HDG			Length (Nominal)	Width (Minimum)				Lbs.	Kgs.
406980324	406940304	3/16" x 4'	0.217	0.950	0.405	5	12	9	800	363
406980425	406940405	1/4" x 5'	0.274	1.236	0.480	5	22	16	1,300	590
406980526	406940506	5/16" x 6'	0.328	1.285	0.480	5	36	24	1,900	862

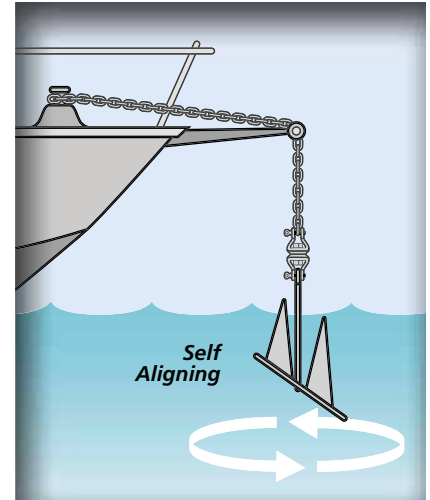


Do not exceed Working Load Limits (WLL)!  
See the SAFETY GUIDELINES section before using these products. Pages 150 - 155.

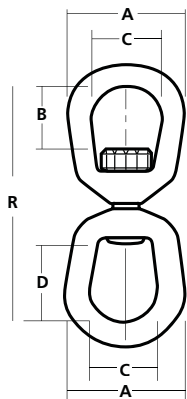
## Anchor Rode Swivel

- Easy Swiveling Design
- Stainless Steel Pin Locks
- Grade 40 High Test Steel
- Hot Dip Galvanized

**NOT FOR OVERHEAD LIFTING.**



Stock #	Trade Size (Inches)	Qty. Per Package	Lbs. Per Each	Working Load Limit	
				Lbs.	Kgs.
440640011	1/4-5/16	25	30	1,500	681




## Forged Anchor Eye-Eye Swivels

Stock #	Trade Size (Inches)	Dimensions (Inches)					Qty. Per Pkg.	Lbs. Per Each	Working Load Limit	
		A	B	C	D	R			Lbs.	Kgs.
8170241	1/4	1.250	0.688	0.750	1.063	2.938	25	0.22	850	386
8170341	5/16	1.625	0.813	1.000	1.250	3.563	25	0.33	1,250	567
8170441	3/8	2.000	0.938	1.250	1.500	4.313	10	0.66	2,250	1,021
8170541	1/2	2.500	1.313	1.500	2.000	5.438	10	1.43	3,600	1,634
8170641	5/8	3.000	1.563	1.750	2.375	6.563	5	2.49	5,200	2,360
8170741	3/4	3.500	1.750	2.000	2.625	7.188	5	4.08	7,200	3,268



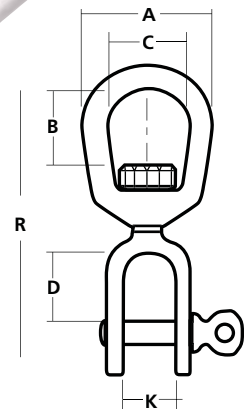
**NOT FOR OVERHEAD LIFTING.**



**NOT FOR OVERHEAD LIFTING.**

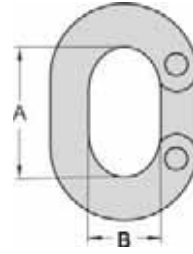
## Forged Anchor Jaw-Eye Swivels

Stock #	Trade Size (Inches)	Dimensions (Inches)							Qty. Per Pkg.	Lbs. Per Each	Working Load Limit	
		A	B	C	K	D	Pin Dia.	R			Lbs.	Kgs.
8171241	1/4	1.250	0.688	0.750	0.469	0.875	0.250	2.625	25	0.21	850	386
8171341	5/16	1.625	0.813	1.000	0.500	0.875	0.313	2.938	25	0.32	1,250	567
8171441	3/8	2.000	0.938	1.250	0.625	1.063	0.375	3.625	10	0.61	2,250	1,021
8171541	1/2	2.500	1.313	1.500	0.750	1.313	0.500	4.500	10	1.24	3,600	1,634
8171641	5/8	3.000	1.563	1.750	0.938	1.500	0.625	5.313	5	2.56	5,200	2,360
8171741	3/4	3.500	1.750	2.000	1.125	1.750	0.750	6.063	5	4.17	7,200	3,268



Do not exceed Working Load Limits (WLL)!  
See the SAFETY GUIDELINES section before using these products. Pages 150 - 155.

**NOT FOR  
OVERHEAD  
LIFTING.**

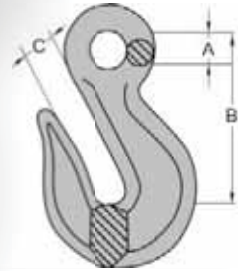


## Oval Connecting Links

Stock #	Trade Size (Inches)	Dimensions (Inches)		Qty. Per Pkg.	Lbs. Per Each	Working Load Limit	
		A	B			Lbs.	Kgs.
440840403	1/4	0.880	0.440	10	0.06	1,300	590
440840503	5/16	0.940	0.500	10	0.11	1,900	862
440840603	3/8	1.200	0.560	10	0.18	2,650	1,202
440840802	1/2	1.440	0.660	10	0.36	4,500	2,042
6800035	5/8	1.890	0.780	---	0.75	10,000	4,535



**NOT FOR  
OVERHEAD  
LIFTING.**

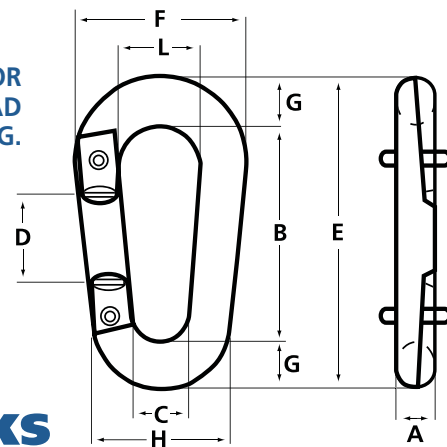


## G30 Eye Grab Hooks

Stock #	Trade Size (Inches)	Dimensions (Inches)			Qty. Per Pkg.	Lbs. Per Each	Working Load Limit	
		A	B	C			Lbs.	Kgs.
440242442	5/16	0.600	2.180	0.360	10	0.52	1,900	862
440242443	3/8	0.710	2.630	0.430	10	0.78	2,650	1,202
440242445	1/2	0.920	3.400	0.560	5	1.60	4,500	2,042



**NOT FOR  
OVERHEAD  
LIFTING.**



## Pear Shaped Connecting Links

Stock #	Trade Size (Inches)	Dimensions (Inches)									Lbs. Per Each	Working Load Limit	
		A	B	C	E	D	F	G	H	L		Lbs.	Kgs.
6800023	3/8	0.440	2.010	0.560	0.830	2.950	1.660	0.470	1.440	0.780	0.31	2,250	1,021
6800021	1/2	0.500	2.490	0.690	1.000	3.630	2.000	0.570	1.720	1.000	0.56	4,000	1,815



Do not exceed Working Load Limits (WLL)!  
See the SAFETY GUIDELINES section before using these products. Pages 150 - 155.



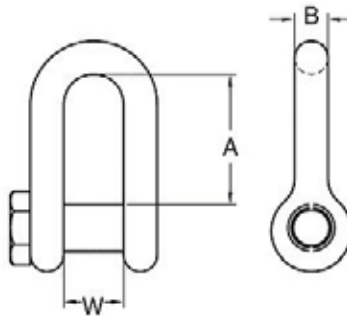
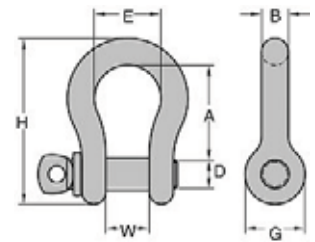
## Peer-Lift Screw Pin Anchor Shackles

RR-C-271F, Type IVA, Class 2, Grade A - Ideal for those applications where frequent pin removal is needed.

- Meet or exceed FED SPEC RR-C-271 requirements
- Also available in smaller package quantities
- Hot Dipped Galvanized to ASTM A153

Stock #	Trade Size (Inches)	Pin Dia. (D)	Dimensions (Inches)					Qty. Per Pkg.	Lbs. Per Each	Working Load Limit (Ton)
			W	A	E (Min)	G (Max)	B (Min)			
8058105	3/16	1/4	0.375	0.875	0.562	0.625	0.180	250	0.06	1/3
8058205	1/4	5/16	0.469	1.125	0.750	0.875	0.240	250	0.11	1/2
8058305	5/16	3/8	0.531	1.250	0.812	1.000	0.300	150	0.19	3/4
8058405	3/8	7/16	0.656	1.438	0.938	1.125	0.360	100	0.31	1
8059205	7/16	1/2	0.750	1.688	1.062	1.250	0.420	100	0.49	1-1/2
8058505	1/2	5/8	0.812	1.875	1.188	1.375	0.480	50	0.73	2
8058605	5/8	3/4	1.062	2.375	1.500	1.875	0.590	25	1.37	3-1/4
8058705	3/4	7/8	1.250	2.812	1.750	2.125	0.710	25	2.36	4-3/4
8058805	7/8	1	1.438	3.312	2.000	2.375	0.830	10	3.62	6-1/2
8058905	1	1-1/8	1.688	3.750	2.312	2.625	0.950	10	5.07	8-1/2
8058005	1-1/8	1-1/4	1.812	4.250	2.625	2.875	1.070	5	7.41	9-1/2
8059005	1-1/4	1-3/8	2.031	4.688	2.875	3.250	1.190	5	9.51	12
8059305	1-3/8	1-1/2	2.250	5.250	3.250	3.500	1.310	5	13.25	13-1/2
8059105	1-1/2	1-5/8	2.375	5.750	3.375	3.750	1.420	5	17.70	17
8059405	1-3/4	2	2.875	7.000	4.500	4.500	1.660	1	30.40	25
8059505	2	2-1/4	3.250	7.750	5.250	5.250	1.900	1	45.04	35

**NOT FOR OVERHEAD LIFTING.**



## Forged Trawling Shackles

Stock #	Trade Size (Inches)	Pin Dia. (D)	Dimensions (Inches)			Qty. Per Pkg.	Lbs. Per Each	Working Load Limit (Ton)
			W	A	B			
H9626-0824	1/2	5/8	0.830	1.690	0.473	10	0.60	5/8
H9626-0924	5/8	3/4	1.100	1.970	0.590	10	1.25	1
H9626-1024	3/4	7/8	1.340	2.360	0.740	10	2.20	1-3/8
H9626-1124	7/8	1	1.420	2.880	0.820	5	3.00	1-7/8
H9626-1224	1	1-1/8	1.690	3.030	0.940	5	4.50	2-1/2

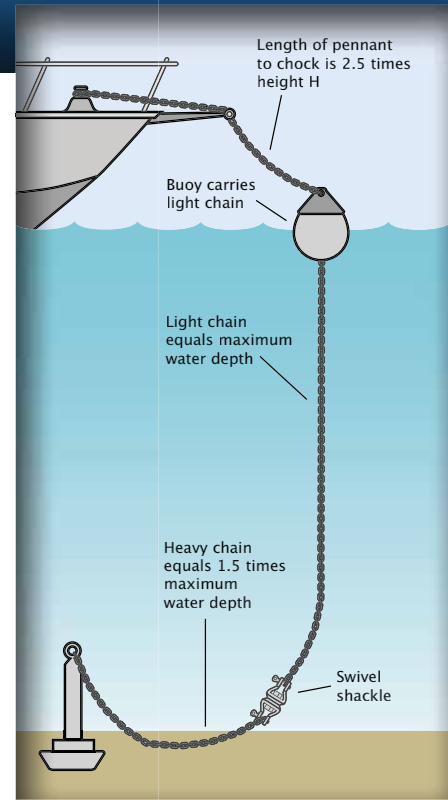
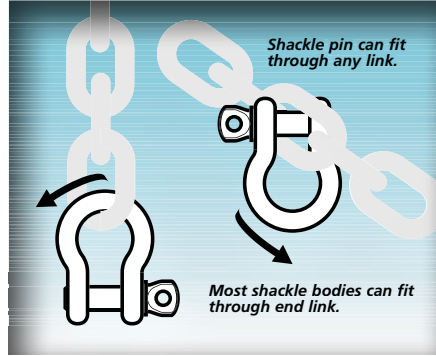
**NOT FOR OVERHEAD LIFTING.**



Do not exceed Working Load Limits (WLL)! See the SAFETY GUIDELINES section before using these products. Pages 150 - 155.

## Use a Shackle for Maximum Flexibility

Use a shackle to add on to an existing span of chain or connect it in the middle of a span for maximum versatility.



Embossed: MC every 8-10 links  
USA: every link



## ACCO Mooring Chain

### The Best Chain for a Tough Job

Compare ACCO's mooring chain to proof coil chain and it's easy to see that ACCO mooring chain is stronger.

Plus the hot dip galvanized coating has 30% more zinc per unit volume than mechanical coating.

The long link design permits the hook-up of shackles anywhere on the chain, not just on end links as with most chains.

**NOT FOR OVERHEAD LIFTING.**

**High Quality Steel**  
**Hot Dip Galvanized**  
**Long Link Design**

### Full Drum

Stock #	Trade Size (Inches)	Wire Dia. (Inches)	Inside Link Dimensions (Inches)		Qty. Per Drum	Net Wt. (Lbs.)	Working Load Limit	
			Length (Nominal)	Width (Minimum)			Lbs.	Kgs.
500140650	3/8	0.394	1.630	0.650	200	287	4,050	1,837
500140850	1/2	0.519	2.000	0.870	200	503	6,900	3,130
500141052	5/8	0.630	2.530	0.920	150	500	9,750	4,422
500141050	5/8	0.630	2.530	0.920	200	665	9,750	4,422
500141150	3/4	0.781	2.990	1.040	100	532	15,000	6,804



## ACCO Cargo Lashing Chain - Full Drum

Stock #	Trade Size (Inches)	Wire Dia. (Inches)	Inside Link Dimensions (Inches)		Qty. Per Drum	Net Wt. (Lbs.)	Working Load Limit	
			Length (Nominal)	Width (Minimum)			Lbs.	Kgs.
560141301	1/2	0.531	3.150	0.930	460	997	11,300	5,125



Do not exceed Working Load Limits (WLL)!  
See the SAFETY GUIDELINES section before using these products. Pages 150 - 155.

## ACCO Tuna Chain

### The Best Chain for a Tough Job.

ACCO uses high quality steel, especially formulated and heat treated, for tuna fishing. Every heat treated lot is sampled and destructively tested for material strength and link elongation. All Tuna Net Chain is then proof tested, 100%, every link.

ACCO Tuna Net Chain is then continuously Hot Dip Galvanized to provide the deep strong protective coating you have come to expect which with over 30% more zinc per unit volume than mechanical coating. In the hot dip process the galvanized zinc coating is alloyed with the base steel creating a METALLURGICAL bond that is several orders of magnitude stronger than mechanical bonding. This zinc-steel bond is immune to further corrosion for the life of the zinc. If the chain's steel base is exposed by cuts or nicks, the base steel will not rust until the nearby zinc is consumed.



**NOT FOR  
OVERHEAD  
LIFTING.**

### Full Steel Drum

Stock #	Trade Size (Inches)	Wire Dia. (Inches)	Inside Link Dimensions (Inches)		Qty. Per Drum	Net Wt. (Lbs.)	Working Load Limit	
			Length (Nominal)	Width (Minimum)			Lbs.	Kgs.
520140692	3/8	0.394	1.330	0.570	400	580	6,600	2,994
520140792	7/16	0.467	1.370	0.750	300	670	8,750	3,969
520140892	1/2	0.519	1.720	0.750	200	485	11,300	5,125
520140992	9/16	0.551	1.700	0.850	200	601	12,150	5,510
520141092	5/8	0.630	1.930	0.865	150	566	15,800	7,167
520141292	3/4	0.750	2.420	1.140	100	575	24,700	11,202



Do not exceed Working Load Limits (WLL)! See the SAFETY GUIDELINES section before using these products. Pages 150 - 155.

## ACCO Trawlex Chain

- Surface finish - Peer blue
- Packing - steel drums (*Pallet boxes available on request*)
- High strength special steels, hardened and tempered, resistance to shock loading and wear

**NOT FOR  
OVERHEAD  
LIFTING.**



### Full Drum - Black

Stock #	Trade Size (Inches)	Wire Dia. (Inches)	Inside Dimensions (Inches)		Qty. Per Drum	Net Wt. (Lbs.)	Working Load Limit	
			Length (Nom.)	Width (Min.)			Lbs.	Kgs.
550110601	3/8	0.404	1.630	0.650	200	286	6,600	2,994
550110802	1/2	0.528	2.000	0.870	200	494	11,300	5,125
550111002	5/8	0.630	2.530	0.920	200	666	15,800	7,166

### Wood Crate - Black

Stock #	Trade Size (Inches)	Wire Dia. (Inches)	Inside Dimensions (Inches)		Qty. Per Crate	Net Wt. (Lbs.)	Working Load Limit	
			Length (Nom.)	Width (Min.)			Lbs.	Kgs.
550110603	3/8	0.404	1.630	0.650	2000	2,860	6,600	2,994
550110803	1/2	0.528	2.000	0.870	1000	2,470	11,300	5,125
550111003	5/8	0.630	2.530	0.920	1000	3,330	15,800	7,166

### Full Drum - Blue Medium Link

Stock #	Trade Size		Wire Dia. (In.)	Inside Dimensions (Inches)		Meters Per Drum	Net Wt. (Kgs.)	Working Load Limit	
	Inches	MM		Length (Nom.)	Width (Min.)			Lbs.	Kgs.
5571023	3/8	10	0.404	1.630	0.650	200	426	8,800	3,992
5571323	1/2	13	0.529	2.000	0.870	150	551	14,602	6,623
5571623	5/8	16	0.630	2.530	0.920	100	496	22,050	10,002
5571923	3/4	19	0.781	2.990	1.040	75	579	31,415	14,250
5572223	7/8	22	0.906	3.421	1.320	50	542	38,575	17,497

### Full Drum - Blue Long Link

Stock #	Trade Size		Wire Dia. (In.)	Inside Dimensions (Inches)		Meters Per Drum	Net Wt. (Kgs.)	Working Load Limit	
	Inches	MM		Length (Nom.)	Width (Min.)			Lbs.	Kgs.
5580923	11/32	9	0.360	2.090	0.600	200	296	5,620	2,549
5581123	3/8	11	0.437	2.520	0.760	150	329	10,195	4,624
5581323	1/2	13	0.531	3.150	0.930	150	471	14,602	6,623
5581623	5/8	16	0.630	3.940	1.030	100	484	22,050	10,002
5581923	3/4	19	0.781	3.940	1.130	75	539	31,415	14,250
5582223	7/8	22	0.875	4.730	1.320	50	441	38,575	17,497



Do not exceed Working Load Limits (WLL)!  
See the SAFETY GUIDELINES section before using these products. Pages 150 - 155.



## ACCO Trawl Door Chain -

**Full Drum - (Steel)** NOT FOR OVERHEAD LIFTING.

Stock #	Trade Size (Inches)	Wire Dia. (Inches)	Inside Dimensions (Inches)		Qty. Per Drum	Net Wt. (Lbs.)	Working Load Limit	
			Length (Nom.)	Width (Min.)			Lbs.	Kgs.
500140612	3/8	0.404	1.000	0.507	400	582	5,400	2,449
500140611	3/8	0.404	1.000	0.507	200	291	5,400	2,449
500140812	1/2	0.512	1.595	0.620	200	498	9,200	4,173

## ACCO Scallop Sweep Chain -

**Full Drum - (Steel)** NOT FOR OVERHEAD LIFTING.

Stock #	Trade Size (In.)	Wire Dia. (In.)	Inside Dimensions (Inches)		Qty. Per Drum	Net Wt. (Lbs.)	Working Load Limit	
			Length (Nom.)	Width (Min.)			Lbs.	Kgs.
500151002	5/8	0.630	1.930	0.865	150	619	14,000	6,350



## ACCO Welded Scallop Rings

### 5 Gallon Square Pail



Stock #	Trade Size (Inches)	Wire Dia. (Inches)	Qty. Per Pail	Lbs. Per Pail
Self-Colored	7/16 x 4	0.438	81	50
8370841	7/16 x 4	0.438	81	50

## ACCO Scallop Links - 5 Gallon Square Pail

Stock #	Trade Size (Inches)	Wire Dia. (Inches)	Qty. Per Pail	Lbs. Per Pail
Self-Colored	3/8	0.375	350	50
8371241	3/8	0.375	350	50

## ACCO Super-Tuf Tickler Chain

**Full Drum - (Steel)**

Stock #	Trade Size (Inches)	Wire Dia. (Inches)	Inside Dimensions (Inches)		Qty. Per Drum	Net Wt. (Lbs.)
			Length (Nom.)	Width (Min.)		
Self Colored						
5641384	5/16	0.332	1.111	0.465	275	276
5641484	3/8	0.404	1.656	0.616	400	544
5641684	1/2	0.528	2.035	0.860	200	460
5641884	5/8	0.625	2.530	0.902	200	666



Do not exceed Working Load Limits (WLL)!  
See the SAFETY GUIDELINES section before using these products. Pages 150 - 155.

# SAFETY GUIDELINES

## General Safety Guidelines

Peerless Industrial Group, as a manufacturer of chain, can only control the specifications of our chain products in accordance with industry and governmental standards for chain manufacturing. It would be impossible for any warning to contain all of the possible misapplication associated with the use of Peerless Industrial Group products. Our warnings are intended to identify only those risks which are most common. The responsibility and understanding of the proper safe use and application of the products in our catalog, ultimately rest with the end user. We are not responsible for the end user's assembly in which our products may be used. Failure of the product can occur due to misapplication, abuse, intentional alteration or improper maintenance. Product failure can result in property damage, personal injury or death.

### Working Load Limit (WLL)

The "Working Load Limit" (rated capacity) is the maximum load that shall be applied in direct tension to an undamaged straight length of chain, strap or fittings.

### Proof Test

The "Proof Test" (manufacturing test force) is a term designating the minimum tensile force which has been applied to a product under constantly increasing force in direct tension during the manufacturing process. These loads are manufacturing integrity tests and shall not be used as criteria for service or design purposes.

### Minimum Breaking Force

The "Minimum Breaking Force" is the minimum force at which the product during manufacture has been found by testing to break when a constantly increasing force is applied in direct tension. Breaking force values are not guarantees that all chain or strap segments will endure these loads. This test is a manufacturer's attribute acceptance test and shall not be used as a criteria for service or design purposes.

The Working Load Limits and the associated safety factor of each Peerless product may be affected by wear, misuse, overloading, corrosion, deformation, intentional alteration and other use conditions. Regular inspection must be conducted to determine whether use can be continued at the assigned Working Load Limit, a reduced Working Load Limit or whether the product must be withdrawn from service. The terms "Working Load Limit", "Proof Test" and "Minimum Breaking Force" contain no implication of what load the product will withstand if the product is used in such conditions of abuse and misuse. Peerless Industrial Group accepts no liability for any such abuse or misuse.

The Working Load Limit of a sling or assembly must not exceed the lowest Working Load Limit of the components in the sling or assembly. Use only Peerless Industrial Group approved parts as replacements when servicing or repairing original Peerless Industrial Group slings or assemblies.

All Working Load Limits (WLL) shown in this catalog apply only to new or "in as new" condition products. USE ONLY GRADE 80 OR GRADE 100 ALLOY OR GRADE 50 STAINLESS STEEL CHAIN AND ATTACHMENTS FOR OVER-HEAD LIFTING. Please see page 6 for more information regarding alloy chain Working Load Limits in relation to the angle of lift.

When using hooks in a shortening (grab) or choker application, the Working Load Limit (WLL) of the sling must be reduced by 20%. The Grade 100 shortening Grab Hooks found on pages 20-21 of this catalog require no reduction in WLL.

PEERLESS INDUSTRIAL GROUP PRODUCTS ARE INTENDED TO BE USED AT OR BELOW THE WORKING LOAD LIMITS (WLL) SPECIFIED IN CONSTANTLY INCREASING FORCE APPLICATIONS UNDER DIRECT TENSION OR IN A STRAIGHT LINE PULL.

SHOCK LOADING IS PROHIBITED AND SIDE LOADING MUST BE AVOIDED, AS IT EXERTS ADDITIONAL DYNAMIC FORCES OR LOADING WHICH THE PRODUCT IS NOT DESIGNED TO ACCOMMODATE.

THE CONDITIONS INVOLVING USE IN CERTAIN ENVIRONMENTAL SITUATIONS SUCH AS UNUSUAL (HIGH OR LOW) TEMPERATURE, CHEMICAL, ETC..., CAN CAUSE CHANGES IN CHAIN PERFORMANCE.

All chains and attachments in this catalog are capable of creating sparks unless otherwise noted.

Welding Peerless Industrial Group load support parts or products can be hazardous. Knowledge of materials, heat treatment and welding procedures are necessary for proper welding.

CONSULT PEERLESS INDUSTRIAL GROUP FOR ADDITIONAL INFORMATION OR QUESTIONS REGARDING THE USE AND APPLICATION OF THE PRODUCTS COVERED IN THIS CATALOG.

# Temperature & Chain Guidelines

“Hot Dip Galvanizing exposes chain to elevated temperatures which results in reduced working load limits for heat treated chains. Grade 70 chain working load limit is reduced by 10%, grade 80 chain is reduced by 20% and grade 100 chain is reduced by 30%. All users must be notified of this reduction in working load limits”

## Use of Grade 80 Chain Under Heat Conditions

### Effect of Elevated Temperature on the Working Load Limit of Grade 80 Alloy Chain.

Chains should not be used outside of the -40° F to 400° F (-40° C to 204° C) temperature range without consulting the chain manufacturer. The specific working load limit reductions for Grade 80 chains used at and after exposure to elevated temperatures have been established and are shown below.

Grade 80 Heat Conditions		
Maximum Temperature of Chain	Reduction of Working Load Limit While At Temperature	Reduction of Working Load Limit After Exposure to Temperature
Below 400°	None	None
400°	10%	None
500°	15%	None
600°	20%	5%
700°	30%	10%
800°	40%	15%
900°	50%	20%
1000°	60%	25%
Over 1000°	* (see below)	* (see below)

\* OSHA 1910.184 requires all slings exposed to temperatures over 1000° F to be removed from service.

## Use of Grade 100 Chain Under Heat Conditions

### Effect of Elevated Temperature on the Working Load Limit of Grade 100 Alloy Chain.

Chains should not be used outside of the -40° F to 400° F (-40° C to 204° C) temperature range without consulting the chain manufacturer. The specific working load limit reductions for Grade 100 chains used at and after exposure to elevated temperatures have been established and are shown below.

Grade 100 Heat Conditions		
Maximum Temperature of Chain	Reduction of Working Load Limit While At Temperature	Reduction of Working Load Limit After Exposure to Temperature
Below 400°	None	None
400°	15%	None
500°	25%	5%
600°	30%	15%
700°	40%	20%
800°	50%	25%
900°	60%	30%
1000°	70%	35%
Over 1000°	* (see below)	* (see below)

\* OSHA 1910.184 requires all slings exposed to temperatures over 1000° F to be removed from service.



Fig.1

## General Hook & Latch Guidelines

### Important Safety Information - Read & Follow

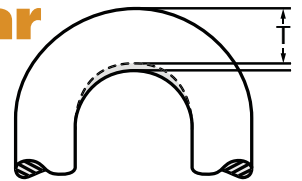
- Always inspect hook & latch before using.
- Never use a latch that is distorted or bent.
- Always make sure spring will force the latch against the tip of the hook.
- Always make sure hook supports the load. Do not point load hooks—load should bear on the bowl of hook. The latch must never support the load. (See Figure 1 & 2).
- Latches are intended to retain loose sling or devices under slack conditions.
- Latches are not intended to be an anti-fouling device.



Fig.2

## Table of Wear

If chain is worn to less than the minimum allowable thickness (T), remove the chain from service.



Wear Specifications					
Chain Size		Material Diameter		Min Allowable Thickness (T)	
Inches	mm	Grade 80	Grade 100	Grade 80	Grade 100
9/32	7mm	0.274	0.279	0.239	0.239
3/8	10mm	0.392	0.404	0.342	0.342
1/2	13mm	0.510	0.529	0.443	0.443
5/8	16mm	0.630	0.625	0.546	0.546
3/4	20mm	0.781	0.821	0.687	0.687
7/8	22mm	0.906	--	0.750	--
1	26mm	1.032	--	0.887	--
1-1/4	32mm	1.250	--	1.091	--

## Chain & Sling Guidelines

### Check #1 Inspections

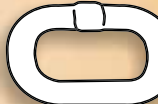
Visually examine the sling before each use. Look for stretched, gouged, bent or worn links and components, including hooks, with open throats, cracks or distortion, if damaged, remove from service.



BENT



GOUGED



STRECHED



WORN


### Check #5 Sharp Edges

Protect chain with padding when lifting sharp edged loads.



### Check #2 Balance

Know the load — determine the weight, center of gravity, angle and lift and select the proper size of sling.



### Check #6 Abrupt Movement

Lift and lower loads smoothly. Do not jerk. Shock loading is prohibited!



### Check #3 Overload

Never overload the sling — check the working load limit on the identification tag. Always consider the effect of Angle of Lift — the tension on each leg of the sling is increased as the angle of lift, from horizontal, decreases. Use the chart in this catalog or in the Peerless Chain Sling User's Manual for this purpose.


### Check #7 High Temperatures

Do not expose alloy chain or sling to temperatures of 400° F (204° C) or higher. Do not drag slings on the floor.



### Check #4 Knots, Twists & Kinks

Make sure chain is not twisted, knotted or kinked before lifting load. Slings should not be shortened with knots, bolts or other make-shift devices.



### Check #8 Chain Care

Store slings properly on an A-Frame and protect chainslings from corrosion during storage. Do not drag slings on the floor.



# Web Slings

**DANGER:** Overhead lifting presents a very real danger of serious personal injury or loss of life if lifting equipment is not used properly. OSHA and ASME have adopted the following requirements for safe operation of all lifting slings. Please read and understand all of these instructions prior to using any lifting sling or sling assembly. Slings should only be used by qualified persons who are responsible for the sling & rigging selection, inspection and use. Use of these products demonstrates an understanding of these warnings and the risks involved.

**SAFE USE:** Inspect all sling components prior to each use. Never use slings that are damaged or defective. Damaged or defective slings must be removed from service immediately. The following conditions constitute a damaged sling: acid or caustic burns, melting of any part of the web surface, broken or worn stitching, distortion of eyes or fittings, or web snags, cuts, tears, and punctures. Only slings with legible identification tags shall be used. Keep all tags and labels away from the load, hook and point of choke, to avoid rendering the tag non-readable and the sling therefore unusable. If in doubt about the safety of a sling, DO NOT use it without having it proof tested.

Slings must never be shortened with knots, sewing or other makeshift devices nor should they ever be extended from their original length with non-original hardware, fittings or other devices. Never twist or kink the legs of a sling. The web sling legs (branches) shall contain or support the load from the sides above the center of gravity when using a sling in a basket configuration. Web slings shall not be bunched between the ears of a clevis, shackle or in a hook.

Never load in excess of the rated capacity for the application. Consideration must be given to the load angle (see Sling Angle Chart on page 50) which affects the rated capacity of the sling. Shock loading shall be avoided. The load applied to a hook shall be centered in the base or bowl of the hook to avoid hook tip overloading.

# All Cargo Control Products

**WARNING:** Observe all tie down requirements of the Commercial Vehicle Safety Alliance (CVSA.), Federal Department of Transportation (DOT), CCMTA (Canadian Council of Motor Transport Administrators) or other local regulations governing cargo restraint and tie down. Use only products that are rated and tagged with working load limits (WLL) for cargo tie down applications.

**SAFE USE:** Inspect all tie down components prior to each use. Never use items that are damaged, worn or defective. Remove them from service immediately and replace with new. Do not attempt to repair. The following conditions constitute a damaged tie down strap: acid or caustic burns, melting of any part of the web surface, broken or worn stitching, distortion of eyes or fittings, or web snags, cuts, tears, and punctures. Only tie down straps with legible identification tags should be used. Keep all tags and labels away from the load, vehicle body and winch to avoid tag damage rendering the tag non-readable and the strap assembly therefore unusable. The following conditions constitute a damaged tie down chain assembly: damaged or distorted links, distortion of eyes or hooks, nicks or gouges in the chain or hooks. If in doubt about the safety of a tie down component or assembly do not use it. Loadbinders should not be used if any of the previous conditions exist or if the handles are bent or distorted.

Select only web slings with suitable characteristics for the load type, hitch and the environment of their use. Web slings should always be hitched in a manner that provides for control of the load. Web slings used in a basket hitch must have the load balanced to prevent slippage. Web slings used in a choker hitch must be of sufficient length to assure that the choking action is on the webbing and never on the fittings, eyes or sling identification tag.

Never drag web slings on the floor. Protect webbing at all times from corners, edges, protrusions, or abrasive surfaces. Never pull slings out from under a load when the load is resting on the sling. Place blocks under the load prior to setting down the load to allow removal of the web sling. Do not drop web slings with metal end fittings.

Personnel must keep all body parts from between the sling and the load, and from between the sling and the crane/hoist hook. Persons shall never ride the web sling or the load during lifting or while suspended. Persons shall stand clear of all loads while lifting or while suspended. During lifting, with or without the load, personnel must be alert for possible snagging of the load or the web sling.

When not in use, web slings should be stored in a cool, dry and dark place to avoid loss of strength through exposure to ultraviolet (UV) light or weather. Never store web slings in areas that are chemically active. Chemicals can destroy the integrity of web slings in varying degrees that are not always readily apparent upon visual inspection. Never store or use web slings in temperatures above 194° F (90° C) or below minus 40° F (-40° C).

Never attempt to repair a damaged web sling. Replace it immediately. Only Type I and Type II web sling hardware may be reused and then only by a qualified sling manufacturer after inspection.

## WINCHES

**INSTALLATION:** Mount & position the winch so that the latch/pawl drops into the gear sprocket teeth by its own weight. Portable and slider winches must be positioned not to interfere with any other trailer components.

**MAINTENANCE:** The winch assembly should be protected from corrosion by application of a rust inhibiting paint. Avoid paint build up in the latch/pawl area that may inhibit the free movement of its parts. A light oil should be used to keep these parts moving freely to insure safe operation.

**PROPER USE:** The loose end of the web assembly should be inserted through the web slot in the winch mandrel and the excess web pulled through. After tensioning, there must be 2-3 full wraps of webbing around the mandrel. Less wraps may result in web slippage. More wraps will cause additional strain to be exerted on the winch assembly and reduce the load capacity of the winch. Cable/wire rope must be used only on winches designed for their use. To use, twist an eye on the end of the cable with at least 2 feet of loose tail. Place the eye over the cable pin on the winch mandrel and tighten the winch, wrapping the cable over the loose tail a minimum of 4 times to secure the cable from slippage.

# SAFETY GUIDELINES

## All Cargo Control Products cont.

**CAUTION:** Inspect all strap and winch assembly components prior to each use for damage or deterioration. Remove damaged product from service immediately and replace. Do not attempt to repair. Use extreme caution when tensioning the winch assembly to assure the latch/pawl is fully engaged in the gear sprocket teeth before releasing the pressure on the winch bar. Always keep hands and fingers away from the winch pawl. Always make sure that the load is adequately secured prior to movement of the vehicle using a sufficient quantity of appropriate strength tie downs. Never exceed the Working Load Limit of either the tie down or the hardware/winch. Remember, all assemblies are only as strong as their weakest point, including the point of attachment. All component parts must meet or exceed CVSA guidelines, Federal DOT Regulation, CCMTA regulations as well as local regulations. Tie downs must be checked periodically during transit and re-tensioned as needed to maintain a secure load. Never modify a winch to perform any use other than that for which it was specifically designed. Misuse or modification of any type will result in voiding any or all of the warranty and liability by the manufacturer/seller.

### WINCH BARS

**PROPER USE:** Use extreme caution when tensioning the winch/assembly to assure the latch/pawl is fully engaged in the gear sprocket teeth before releasing the pressure on the winch bar. Always keep hands and fingers away from the winch pawl & keep face, head and body out of path of winch bar.

Inspect all binding components, (winch, strap assembly, chain assembly, loadbinder) prior to each use. Never use damaged or worn equipment. Remove from service and replace with new. Do not attempt to repair. Winch bars are used entirely at the users own risk and the use of a winch bar demonstrates an understanding of the risks and a willingness to accept the consequences of possible property damage, serious personal injury and/or loss of life. When using winch bars with winches: the tapered point of the bar must be inserted completely through both holes in the winch cap. Failure to insert bar correctly could cause the bar to slip and result in serious personal injury and/or loss of life. During tightening and before releasing the tie down assembly, check the winch pawl to insure it has properly engaged the gear sprocket. Always grip the winch bar at the knurled section of the bar for increased safety.

When using winch bar with binders: only use combination winch bars designed with a binder cradle to assist in tightening a loadbinder. Insure that the loadbinder handle is fully inserted into the winch bar cradle and locked in place. Keep head and body out of the path of the loadbinder handle in case of slippage or kickback. Failure to do so may result in serious personal injury and/or loss of life.

### TOW STRAPS & CHAINS

**DANGER:** PLEASE READ AND UNDERSTAND ALL OF THESE INSTRUCTIONS PRIOR TO USING ANY Tow Chain or Tow Strap. Towing or recovery of a vehicle presents a very real danger of property damage, serious personal injury and/or loss of life. Never attach fittings that have a strength rating (WLL) less than the assembly to which they are being attached. Insure that the chain or strap is attached to a secure part on both vehicles capable of withstanding the forces involved in towing or recovery. Woven fabric straps store energy that when released could cause a whipping action

and endanger operators and bystanders. Keep all persons away from the vehicles and strap or chain during towing or recovery. USE OF THESE PRODUCTS DEMONSTRATES AN UNDERSTANDING OF THESE WARNINGS AND THE RISKS INVOLVED.

**PROPER USE:** Tow chains and tow straps are designed for general purpose towing and recovery only. They are not intended to be used for highway towing or for extended periods of time. In these cases, a tow bar is required for safe operation. Tow chains/straps should never be used in a manner where failure of either the chain/strap, attachments or vehicle anchor points could result in personal injury. Keep all persons a safe distance away from all vehicles during a tow or recovery operation.

The Working Load Limit shown in this catalog or on the package or assembly should never be exceeded. This is the maximum safe load that the assembly should ever be exposed to when in a like new condition. Apply tension in a gradual and uniform manner to avoid shock loading the assembly which could cause failure. Be sure that the assembly is not twisted, kinked, or knotted. Never subject the chain or strap to sharp edges as these can damage the chain or even cut the strap. If unavoidable, use caution and pad the area with rubber or similar material (a cut section of tire can be used for this purpose). Inspect all assemblies and attachments prior to use for any visible signs of damage.

The following will reduce the Working Load Limit of the assembly: a.) Tip loading of hooks, twisting, kinks, knots or improper attachments; b.) Deterioration of the assembly or attachments caused by wear, usage, UV degradation, chemicals, acids, corrosion, cuts, abrasions, high heat exposure, misuse or abuse; c.) Impact caused by jerking or snatching. After use, inspect assembly and attachments for any visible signs of damage prior to storage. Clean and store in a cool and dry place, out of direct sunlight, where damage to the assembly or attachments is not likely to occur.

### CARGO BARS & LOADLOCKS

**WARNING:** Failure to understand these instructions and warnings could cause serious personal injury or property damage. Use of these products demonstrates an understanding of these warnings/instructions and the risks involved. Do not use bars to support ANY vertical loads. SmartBars™ and loadlocks are NOT designed to be used as a shoring beam. Using these bars as a step is not advised and could result in serious personal injury. Cargo bars and loadlocks are not designed to secure cargo inside a trailer, only to assist in the stability of a load. SmartBars™ and loadlocks are designed to push out approximately one inch against flexible van trailer walls and can be damaged if used against immovable objects such as door frames. To avoid damaging the bars and trailer, never use more than one hand to close the lever. On the SmartBar™ push handle release button when fully retracted to extend. A stop keeps the bar from sliding open when fully retracted and must be released before operating the lever or the bar can be damaged. To disengage lock, push on handle release tabs.

# Trailer Safety Chain Guidelines

**Trailer Safety Chains** as defined in SAE standard J684 of June, 2004 for trailer couplings, hitches and safety chains - AUTOMOTIVE TYPE:

**7.1 Definitions and Purpose** - "Safety Chain" is defined as an assembly which provides a secondary means of connection between the rear of the towing vehicle and the front of the trailer (or towed vehicle); it includes link chain and all attaching means. The purpose of Safety Chain is to retain connection between the towing vehicle and trailer in the event of separation of the trailer coupling from the ball of the vehicle or from the hitch, long enough to bring the vehicles to a stop. It should not be construed that safety chains can ensure that vehicle control or connection will be maintained in the event of vehicle incidents such as loss of control, rollover, jackknife, collision, etc.

**For the purpose of this section:**

- A.** The "hitch" assembly (including ball and ball support platform) is considered part of the towing vehicle.
- B.** The "safety chain" is considered part of the trailer.
- C.** "Attaching means" are defined as the hooks, bolts, anchorages, or other devices used to fasten or connect link chain, or its equivalent, to the trailer tongue and to the rear of the towing vehicle including hitch assembly devices provided for such connection.

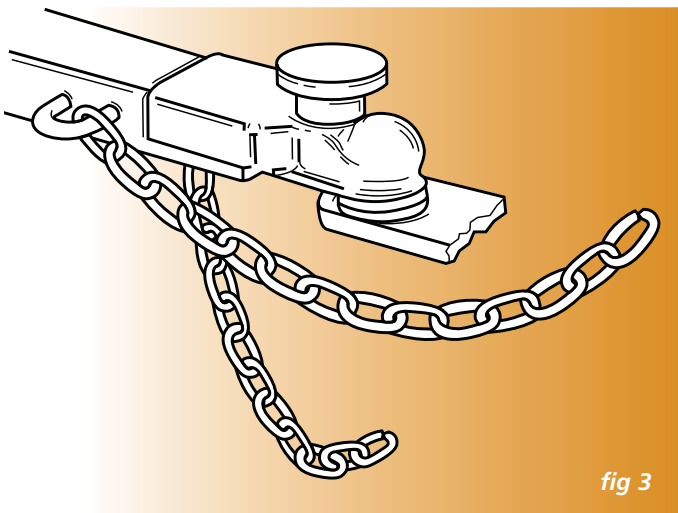


fig 3

**7.2 Strength Requirements** - Each individual safety chain, and all attaching means, shall meet the minimum breaking force tensile load as indicated in Table 4, and where applicable such load shall be applied in a direction parallel to the trailer's or towing vehicle's longitudinal axis. Any operation performed on the safety chain subsequent to its manufacture shall not reduce its strength below the requirements of Table 4.

Strength Requirements for Safety Chain & Attaching Means*	
Safety Chain or Trailer Classification	Breaking Force - Minimum
Class 1	2000 lbs. (8.9 kN)
Class 2	3500 lbs. (15.6 kN)
Class 3	5000 lbs. (22.2 kN)
Class 4 - The strength rating of each length of safety chain or its equivalent and its attachments shall be equal to or exceed in minimum breaking force the GVWR of the trailer. * When conducting a tensile strength test of a length of chain or equivalent and its attaching means, when the minimum load specified in Table 4 is applied, such load shall be maintained for a minimum of 1 minute.	

Table 4

## 7.5 Installation

**7.5.1** Two safety chains shall be permanently fastened (i.e., bolted, anchored) to the trailer tongue, one on each side. The safety chains shall be connected from the trailer tongue to the hitch assembly or to other towing vehicle members meeting the strength requirements of 7.2.

**7.5.2** Safety chain shall be connected to the towing vehicle and trailer so the slack of each length of chain is approximately the same when the vehicles are aligned on a common front to rear centerline. There shall be no more slack than necessary to permit proper turning of the vehicles. The safety chain shall be crossed under the trailer tongue and connected to the hitch assembly or to other towing vehicle members.

**NOTE:** Crossing the chains under the tongue typically reduces the probability of stressing or breaking the chains when turning. See Figure 3.

**7.5.3** Safety chains shall not be attached to the towing vehicle by use of the fasteners that secure the ball to its supporting hitch member, nor shall they be connected directly to any part of the ball.

How to Chose a Safety Chain to Correctly Handle the Load				
Class Designation >>>	CLASS I	CLASS II	CLASS III	CLASS IV
Maximum Load Capacity:	Up to 2,000 lbs. gross trailer wt.	Up to 3,500 lbs. gross trailer wt.	Up to 5,000 lbs. gross trailer wt.	Up to 10,000 lbs. gross trailer wt.
	Up to 200 lbs. gross tongue wt.	Up to 300 lbs. gross tongue wt.	Up to 500 lbs. gross tongue wt.	Up to 1,000 lbs. gross tongue wt.

## A

ACCOLOY®-KUPLEX® FORGINGS..... 8-15  
 AG TRAILER CHAIN ..... 91  
 ALLOY CHAIN ..... 5  
 ALLOY ACCESSORIES..... 8-29, 32-36  
   OBLONG MASTER LINKS..... 9, 17, 32  
   PEAR SHAPE MASTER LINKS..... 33  
   ROUND RINGS ..... 34  
   SUB-ASSEMBLIES ..... 10, 18-19, 33  
   SLING HOOKS ..... 12, 22, 23, 27  
   GRAB HOOKS ..... 13, 20-22, 27  
   FOUNDRY HOOKS..... 14, 24, 36  
   SELF-LOCKING HOOKS..... 23-25, 28  
   SWIVEL HOOKS..... 25, 28  
   J-HOOKS ..... 35  
   PLATE HOOKS..... 41  
   S-HOOKS..... 34  
   SHACKLES..... 29  
   SORTING HOOKS ..... 36  
   V-NOTCHED COUPLING LINKS ..... 32  
 ANCHOR LEAD CHAIN ..... 142  
 ANCHOR ROAD SWIVEL ..... 143  
 ANCHOR SHACKLES ..... 29, 117-118, 122, 145  
 ANCHOR SWIVELS ..... 143  
 ANTI-THEFT CHAIN & PADLOCKS ..... 133

## B

BBB CHAIN ..... 139  
 BINDER CHAIN ASSEMBLIES ..... 57-60  
 BOAT STRAPS & WINCHES ..... 76  
 BOATMAN'S PRIDE ANCHOR LEAD CHAIN..... 142  
 BRASS PLUMBERS CHAIN..... 109  
 BULK STRAP HARDWARE..... 77-84  
 BUOY CHAIN ..... 146

## C

CABLE PULLERS..... 89  
 CARGO BARS ..... 92-94  
 CARGO CONTROL PRODUCTS ..... 56-94  
 CARGOGUARD™ ..... 86  
 CARGO LASHING CHAIN..... 146  
 CARGO NETS..... 67  
 CHAIN..... 5, 37, 96-111, 138-142, 146-149  
   ANTI-THEFT..... 133  
   GRADE 30 ..... 101-104, 138, 141  
   GRADE 43 ..... 98-100, 137, 140  
   GRADE 70 ..... 96-97  
   ALLOY 80 & 100..... 5  
   OTHER WELDED..... 106-108  
   WELDLESS..... 109-111  
   STAINLESS..... 37, 105  
   PLASTIC ..... 111  
 CHAIN & FITTING DISPLAY ..... 124-125  
 CHAIN SLING INFORMATION ..... 6-7, 37  
 CLEVIS HOOKS ..... 13-14, 21, 23-24, 27-28, 113-115  
 COIL CHAIN (STRAIGHT & TWIST) ..... 106-107  
 COIL LIFTERS ..... 48  
 COLD SHUTS ..... 119  
 CONNECTING LINKS ..... 119, 144  
 CORDAGE ..... 126-127  
 COUPLING LINKS..... 11, 20, 28, 114  
 CUSTOM LIFTING PRODUCTS ..... 30-49  
 CUTTERS - BOLT, CABLE, CHAIN & WIRE ..... 132

## D

DISPLAY RACKS ..... 124-125

## E

EYE HOOKS.. 12-14, 20, 22-25, 27-28, 35-36, 40-41, 115-116, 144  
 ENDLESS SLINGS..... 53-55

## F

FORGED WIRE ROPE CLIPS ..... 130  
 FOUNDRY HOOKS ..... 14, 24, 36

## G

GALVANIZED AIRCRAFT CABLE ..... 128-129  
 GRAB HOOKS.... 13, 20-22, 27, 113, 115, 144  
 GRADE 30 PROOF COIL..... 101-104, 138, 141  
 GRADE 30 BBB ANCHOR WINDLASS CHAIN . 139  
 GRADE 43 HIGH TEST..... 98-100, 137, 140  
 GRADE 50 STAINLESS STEEL CHAIN ..... 37  
 GRADE 70 TRANSPORT..... 96-97  
 GRADE 80 CHAIN..... 5  
 GRADE 100 CHAIN ..... 5

## H

HARDWARE & INDUSTRIAL CHAIN & ACCESSORIES 56-135  
 HITCH PIN (HAIR PIN) CLIPS..... 120  
 HIGH TEST GRADE 43..... 98-100, 137, 140  
 HOOKS..... 12-15, 20-28, 34-36, 39-42, 113-116, 144  
   GRADE 30 & 43 ..... 115-116, 144  
   GRADE 70 ..... 113-114  
   ALLOY..... 12-15, 20-28, 34-36, 113  
   FOUNDRY ..... 14, 24, 36  
   GRAB..... 13, 20-22, 27  
   J-HOOKS..... 35  
   PLATE ..... 41  
   S-HOOKS ..... 34  
   SELF-LOCKING ..... 23-25, 28  
   SLING..... 12, 22, 23, 27  
   SWIVEL..... 25, 28  
   STAINLESS ..... 39-42  
 HYDRAULIC CUTTERS..... 132

## I

I.D. TAGS..... 29  
 INSULATED SWIVEL HOOKS..... 42  
 ISO CHAIN ..... 137-138, 140-141

## J

J-HOOKS..... 35-36, 40  
 JACK CHAIN..... 110

## K

KUPLERS..... 11  
 KUPLINKS ..... 10  
 KUPLOKS..... 11

## L

LATCH KITS..... 15, 26, 27-28  
 LIFTING BEAMS..... 44-46  
 LIFTING TONGS..... 44  
 LOAD BINDERS ..... 60-63  
 LOADLOCKS ..... 92-94  
 LOCK LINK CHAIN..... 111

## M

MACHINE CHAIN (STRAIGHT & TWIST)... 107-108  
 MAGNET CHAINS..... 42-43  
   STANDARD ..... 43  
   STEAD-I-BAIL..... 42  
   STEADY-LIFT..... 43  
 MALLABLE WIRE ROPE CLIPS..... 130  
 MARINE PRODUCTS ..... 136-149  
 MOORING CHAIN..... 146

## N

NYLON LIFTING SLINGS ..... 50-53

## O

OBLONG MASTER LINKS ..... 9, 17, 32  
 OBLONG MASTER LINK SUB-ASSEMBLY..... 10, 18-19, 33, 39  
 OVERHEAD LIFTING ..... 4-55

## P

PALLET JACKS..... 134-135  
 PALLET LIFTERS..... 47  
 PASSING LINK CHAIN..... 108  
 PEAR SHAPE CONNECTING LINKS..... 144  
 PEER-LIFT GRADE 80 FORGINGS..... 27-29  
 PLATE HOOKS ..... 41  
 PLASTIC CHAIN..... 111  
 PLUMBERS CHAIN ..... 109  
 POLYESTER LIFTING SLINGS ..... 54-55  
 PROOF COIL GRADE 30..... 101-104, 138, 141

## Q

QUICKBINDER™..... 61  
 QUICK LINKS..... 119, 122

## R

RATCHET CUTTERS..... 132  
 RATCHET STRAPS..... 64-66, 68-76  
 REPAIR LAP LINKS..... 118  
 ROPE ..... 126-127  
   MANILA ROPE ..... 126  
   POLY TRUCK..... 126  
   SOLID BRAIDED NYLON..... 126  
   SOLID BRAIDED POLY..... 127  
   TWISTED POLY ..... 127  
   TWISTED NYLON ..... 127  
 ROUNDSLINGS..... 54-55

## S

S-HOOKS..... 34, 39, 87, 90, 120  
 S-HOOKS FOR TRAILER SAFETY CHAIN ..... 90  
 SAFETY GUIDELINES..... 150-155  
 SASH CHAIN ..... 110  
 SCALLOP LINKS..... 149  
 SCALLOP RINGS ..... 149  
 SCALLOP SWEEP CHAIN..... 149  
 SELF-LOCKING HOOKS..... 23-25, 28  
 SHACKLES ..... 29, 117-118, 122, 145  
   ALLOY SCREW PIN ..... 29  
   BOLT, NUT & COTTER ..... 117  
   CHAIN SCREW PIN..... 118  
   COMMERCIAL SCREW PIN ..... 118  
   MARINE..... 145  
   SCREW PIN..... 29, 117-118, 122, 145  
   STAINLESS STEEL..... 122  
   TRAWLING..... 145  
 SHORTENING GRAB HOOKS ..... 20-22  
 SLEDGE HAMMERS..... 132  
 SLING HOOKS..... 12, 22, 23, 27, 40  
 SLING TAGS ..... 29  
 SLIP HOOKS..... 113-116  
 SNAPS ..... 121  
 SPREADER BEAMS ..... 44-46  
 SPRING LINKS ..... 120, 122  
 STAINLESS STEEL ACCESSORIES.. 37-40, 105, 122  
   OBLONG MASTER LINKS..... 38  
   PEAR SHAPE MASTER LINKS..... 38  
   ROUND RINGS ..... 39  
   SUB-ASSEMBLIES ..... 39  
   SLING HOOKS ..... 40  
   SWIVEL HOOKS ..... 40  
   SHANK HOOKS ..... 40  
   J-HOOKS ..... 40  
   S-HOOKS..... 39  
   SORTING HOOKS ..... 40

## STAINLESS STEEL ACCESSORIES CONT.

V-NOTCHED COUPLING LINKS ..... 38  
 CHAIN ..... 37, 105  
 SHACKLES..... 122  
 QUICK LINKS..... 122  
 SPRING LINKS..... 122  
 STANDARD MAGNET SLINGS ..... 43  
 STEADY-LIFT MAGNET SLINGS..... 43  
 STOPS & SLEEVES..... 131  
 STRAIGHT LINK COIL & TWIST CHAIN .... 106-107  
 SUPER-TUF TICKLER CHAIN..... 149  
 SWEEP CHAIN..... 149  
 SWEDGING TOOLS..... 132  
 SWIVELS (EYE-EYE & JAW-EYE) ..... 143  
 SWIVEL SELF-LOCKING HOOKS ..... 25, 28

## T

TAIL CHAIN..... 91  
 TIE-DOWNS ..... 87-88  
   AUTO & AXLE STRAPS..... 88  
   ELASTIC STRAPS..... 87  
   RUBBER STRAPS ..... 87  
   S-HOOKS..... 87  
 THIMBLES ..... 131  
 TOW CHAINS ..... 89  
 TOW STRAPS ..... 89  
 TRAILER SAFETY CHAIN..... 90-91  
 TRANSPORT BINDER CHAIN ASSEMBLIES..... 57-60  
 TRANSPORT GRADE 70 ..... 96-97  
 TRANSPORT HOOKS..... 113-114  
 TRAWL DOOR CHAIN ..... 149  
 TRAWLEX MARINE CHAIN ..... 148  
 TUNA NET CHAIN ..... 147  
 TURNBUCKLES..... 130  
 TWIST LINK COIL & MACHINE CHAIN .... 107-108  
 TWIN LOOP CHAIN ..... 109

## V

V10 GRADE 100 FORGINGS ..... 16-26  
 V-NOTCHED COUPLING LINKS..... 32, 38  
 VAN STRAPS ..... 74-75  
 VINYL ANCHOR LEAD CHAIN..... 142

## W

WEB SLINGS ..... 50-55  
 WINCHES..... 84-85  
 WINCH BARS ..... 86  
 WINCH LINE TAIL CHAIN ..... 91  
 WINDLASS CHAIN ..... 137-141  
 WIRE ROPE..... 128-132  
   CLIPS..... 130  
   IWRC & FIBER CORE ..... 129  
   STOPS & SLEEVES..... 131  
   THIMBLES..... 131  
 WIRE ROPE CLIPS ..... 130  
 WIRE ROPE THIMBLES ..... 131



# PART NUMBER INDEX

6746403.....99	8008450.....113	8040215.....119	8060805.....118	8418400.....23
6757402.....99	8008650.....113	8040235.....119	8060905.....118	8418600.....23
6800021.....144	8011235.....116	8040315.....119	8061005.....118	8418700.....23
6800023.....144	8011275.....116	8040335.....119	8061105.....118	8418800.....23
6800026.....91	8011335.....116	8040415.....119	8061205.....118	8418900.....23
6800028.....91	8011375.....116	8040440.....119	8061305.....118	8420100.....22
6800031.....90	8011435.....116	8040615.....119	8063005.....117	8420200.....22
6800032.....90	8011475.....116	8050215.....119	8063105.....117	8420400.....22
6800033.....90	8011635.....116	8050315.....119	8063205.....117	8420600.....22
6800035.....144	8011675.....116	8050415.....119	8063305.....117	8420700.....22
6801360.....59	8013235.....115	8050615.....119	8063405.....117	8427100.....20
6802360.....59	8013335.....115	8055435.....29	8063505.....117	8427200.....20
6807902.....91	8013435.....115	8055535.....29	8063605.....117	8427400.....20
6840215.....90	8013635.....115	8056035.....119	8063705.....117	8427600.....20
6870110.....90	8014215.....113	8056135.....119	8063805.....117	8427700.....20
7010132.....109	8014315.....113	8056235.....119	8063905.....117	8427800.....20
7010150.....109	8014415.....113	8056335.....119	8064005.....117	8427900.....20
7010150.....110	8014615.....113	8056435.....119	8064105.....117	8428100.....21
7010232.....109	8015275.....114	8056635.....119	8064205.....117	8428200.....21
7010232.....110	8015375.....114	8057235.....114	8064305.....117	8428400.....21
7010332.....109	8015475.....114	8057435.....114	8064405.....117	8428610.....21
7010332.....110	8015675.....114	8057635.....114	8064505.....117	8428710.....21
7010350.....109	8015875.....114	8058005.....117	8065005.....118	8428810.....21
7010350.....110	8016275.....115	8058005.....145	8065105.....118	8428910.....21
7010432.....109	8016375.....115	8058103.....29	8065205.....118	8429100.....21
7010450.....109	8016475.....115	8058105.....117	8065305.....118	8429105.....26
7010450.....110	8016675.....115	8058105.....145	8065405.....118	8429200.....21
7010532.....109	8022315.....113	8058203.....29	8065505.....118	8429205.....26
7010550.....109	8022355.....113	8058205.....117	8065605.....118	8429400.....21
7010550.....110	8022415.....113	8058205.....145	8065705.....118	8429405.....26
7011032.....109	8022455.....113	8058303.....29	8065805.....118	8429605.....26
7011050.....109	8022615.....113	8058305.....117	8065905.....118	8429620.....21
7012032.....109	8022655.....113	8058305.....145	8066005.....118	8429625.....26
7012050.....109	8022855.....113	8058403.....29	8066105.....118	8429705.....26
7013032.....109	8023215.....115	8058405.....117	8153055.....114	8429720.....21
7013050.....109	8023235.....115	8058405.....145	8153155.....114	8429725.....26
7014032.....109	8023315.....115	8058503.....29	8153255.....114	8451000.....17
7022032.....111	8023335.....115	8058505.....117	8153355.....114	8451100.....17
7052035.....109	8023415.....115	8058505.....145	8153455.....114	8451200.....17
7500632.....110	8023435.....115	8058603.....29	8170241.....143	8451300.....17
7500832.....110	8023615.....115	8058605.....117	8170341.....143	8451400.....17
7501032.....110	8023635.....115	8058605.....145	8170441.....143	8451500.....17
7501232.....110	8023715.....115	8058703.....29	8170541.....143	8451600.....17
7501250.....110	8023865.....115	8058705.....117	8170641.....143	8451700.....17
7501432.....110	8024215.....113	8058705.....145	8170741.....143	8451800.....17
7501450.....110	8024315.....113	8058803.....29	8171241.....143	8451900.....17
7501632.....110	8024415.....113	8058805.....117	8171341.....143	8452100.....19
7501650.....110	8024615.....113	8058805.....145	8171441.....143	8452110.....18
7651012.....109	8024815.....113	8058903.....29	8171541.....143	8452110.....18
7651050.....109	8025215.....115	8058905.....117	8171641.....143	8452200.....19
7652012.....109	8025235.....115	8058905.....145	8171741.....143	8452210.....18
7900435.....120	8025315.....115	8059003.....29	8370841.....149	8452300.....19
7900635.....120	8025335.....115	8059005.....117	8371241.....149	8452310.....18
7900835.....120	8025415.....115	8059005.....145	8410077.....26	8452400.....19
7900935.....120	8025435.....115	8059103.....29	8410177.....26	8452410.....18
7901035.....120	8025615.....115	8059105.....117	8410277.....26	8452500.....19
7901435.....120	8025635.....115	8059105.....145	8410299.....26	8452510.....18
7901735.....120	8027235.....116	8059203.....29	8410377.....26	8452600.....19
7901835.....120	8027435.....116	8059205.....117	8410477.....26	8452610.....18
7902735.....120	8027635.....116	8059205.....145	8410499.....26	8452700.....19
7904335.....120	8030125.....118	8059305.....117	8410577.....26	8452710.....18
7906335.....120	8030135.....118	8059305.....145	8410599.....26	8452900.....20
7906635.....120	8030225.....118	8059403.....29	8410677.....26	8453000.....20
7911035.....120	8030235.....118	8059405.....117	8410699.....26	8453099.....25
7949835.....120	8030325.....118	8059405.....145	8410799.....26	8453100.....20
7952635.....120	8030335.....118	8059503.....29	8410899.....26	8453199.....25
7953235.....120	8030425.....118	8059505.....117	8417100.....22	8453210.....20
7953935.....120	8030435.....118	8059505.....145	8417200.....22	8453299.....25
7962935.....120	8034225.....118	8060005.....118	8417400.....22	8453300.....20
7983535.....90	8034235.....118	8060105.....118	8417600.....22	8453399.....25
7983735.....90	8034425.....118	8060205.....118	8417700.....22	8453400.....20
7983935.....90	8034435.....118	8060305.....118	8417800.....22	8453499.....25
7993535.....90	8034625.....118	8060505.....118	8417900.....22	8453510.....20
7993735.....90	8040115.....119	8060605.....118	8418100.....23	8453589.....25
7993935.....90	8040140.....119	8060705.....118	8418200.....23	8453610.....20

8453699	25	8607224	91	410140802	139	537102020	43	598100025	11
8477200	24	8607225	91	411140402	139	537102030	43	598150020	11
8477400	24	8607260	91	411140502	139	537301000	43	598150021	11
8477600	24	8607617	57	411140602	139	537301000	43	598150022	11
8477700	24	8607630	57	440242441	144	537301200	43	598150023	11
8477800	24	8607716	90	440242442	144	537301200	43	598200502	14
8490199	26	8607903	91	440242443	144	537301400	43	598200503	14
8490299	26	8610107	57	440242445	144	537301400	43	598250498	14
8490399	26	8610115	90	440640011	143	537301600	43	598250499	14
8490499	26	8610327	137	440840403	119	537301600	43	598250500	14
8490599	26	8610503	57	440840403	144	537302000	43	598250501	14
8491100	25	8610818	106	440840503	119	537302000	43	598300015	10
8491200	25	8610833	140	440840503	144	550110601	148	598300017	9
8491400	25	8610956	90	440840603	119	550110603	148	598300019	9
8491600	25	8640210	90	440840603	144	550110802	148	598300020	9
8491700	25	8640220	90	440840802	119	550110803	148	598300022	9
8497100	23	8650240	90	440840802	144	550111002	148	598300023	9
8497200	23	8666230	90	440900003	29	550111003	148	598300025	9
8497400	23	8666250	90	440900009	29	560141301	146	598300026	9
8497600	23	8671115	90	460144003	106	574280818	91	598300028	9
8497700	23	250320201	111	460144008	106	574281018	91	598300030	9
8498100	24	250321001	111	500110401	137	574281218	91	598300034	9
8498200	24	250324001	111	500110402	137	574411218	91	598300036	9
8498400	24	250325001	111	500110501	137	574480818	91	598300038	9
8498600	24	250341005	111	500110502	137	574481018	91	598300039	9
8498800	24	250344005	111	500110631	137	574481424	91	598300040	9
8499100	25	250345005	111	500110632	137	574481624	91	598300041	9
8499200	25	400100431	138	500110701	137	592202051	13	598300042	9
8499400	25	400100432	138	500110702	137	592202077	13	598300043	9
8499600	25	400100501	138	500110801	137	592202078	13	598300044	9
8499700	25	400100502	138	500110802	137	592202079	13	598300045	9
8517280	27	400100601	138	500110902	137	592252072	13	598300046	9
8517480	27	400100602	138	500140401	137	592252073	13	598300047	9
8517680	27	400100801	138	500140402	137	592252075	13	598300048	9
8517780	27	400100802	138	500140501	137	592252076	13	598300049	9
8518280	27	400101032	138	500140502	137	592303084	12	598300050	9
8518480	27	400101232	138	500140611	149	592303084	15	598300051	9
8518680	27	400140431	138	500140612	149	592303085	12	598300052	9
8518780	27	400140432	138	500140631	137	592303085	15	598300058	9
8527280	27	400140501	138	500140632	137	592303086	12	598310006	9
8527480	27	400140502	138	500140650	146	592303086	15	598350001	9
8527680	27	400140601	138	500140701	137	592303088	12	598350002	9
8527780	27	400140602	138	500140702	137	592303088	15	598350003	9
8528280	27	400140801	138	500140801	137	592353080	12	598350004	9
8528480	27	400140802	138	500140802	137	592353080	15	598350005	9
8528680	27	400141032	138	500140812	149	592353081	12	598350011	10
8528780	27	400141232	138	500140850	146	592353081	15	598350012	10
8553180	28	400191733	139	500140902	137	592353082	12	598350013	10
8553280	28	400191734	139	500141050	146	592353082	15	598350014	10
8553380	28	400191735	139	500141052	146	592353083	12	598700077	13
8553480	28	400191736	139	500141150	146	592353083	15	598700078	13
8597280	28	401100431	138	500151002	149	592404502	14	598750072	13
8597480	28	401100501	138	500191733	137	592404503	14	598750073	13
8597680	28	401100601	138	500191734	137	592404504	14	598750075	13
8597780	28	401100801	138	500191735	137	592404505	14	598750076	13
8598280	28	401140431	138	500191736	137	592454498	14	598800084	12
8598480	28	401140501	138	501310401	137	592454499	14	598800084	15
8598680	28	401140601	138	501310501	137	592454500	14	598800085	12
8598880	28	401140801	138	501310601	137	592454501	14	598800085	15
8599280	28	401340601	137	501340401	137	594200400	11	598850080	12
8599480	28	402080302	142	501340501	137	594200601	11	598850080	15
8599680	28	402080402	142	520140692	147	594200801	11	598850081	12
8599780	28	402080502	142	520140792	147	594201001	11	598850081	15
8604229	91	406940304	142	520140892	147	594201201	11	598850082	12
8605310	106	406940405	142	520140992	147	594300403	15	598850082	15
8605734	91	406940506	142	520141092	147	594300404	15	598850083	12
8605739	106	406980304	142	520141292	147	594300603	15	598850083	15
8605951	106	406980324	142	537101600	43	594300604	15	598900136	15
8606374	106	406980405	142	537101600	43	594300803	15	598900137	15
8607006	91	406980425	142	537101610	43	594300804	15	598900236	15
8607187	91	406980506	142	537101620	43	594301003	15	598900237	15
8607189	91	406980526	142	537101630	43	594301004	15	598900332	15
8607191	91	410140402	139	537102000	43	594301203	15	598900333	15
8607193	91	410140502	139	537102000	43	594301204	15	598900334	15
8607195	91	410140602	139	537102010	43	598100024	11	598900335	15

# PART NUMBER INDEX

598900336	15	CC1415	64	CC3720	74	CC8481	87	CHS050	37
598950132	15	CC1606	64	CC3812	74	CC8491	87	CHS063	37
598950133	15	CC1612	64	CC3816	74	CC8555	87	CHS075	37
598950134	15	CC1616	64	CC3820	74	CC8562	87	CHS100	37
598950135	15	CC1640	66	CC3862	74	CC8568	87	CLD10072	48
598950232	15	CC1642	66	CC3866	74	CC8574	87	CLD10084	48
598950233	15	CC1646	66	CC3870	74	CC8580	87	CLD1036	48
598950234	15	CC1652	65	CC3882	75	CC8586	87	CLD1048	48
598950235	15	CC1712	76	CC3886	75	CC8630	67	CLD1060	48
599100026	11	CC1716	76	CC3890	75	CC8640	67	CLD1536	48
599100028	11	CC1720	76	CC3994	70	CC8645	67	CLD1548	48
599401201	10	CC1734	76	CC4027	72	CC8650	67	CLD1560	48
599401401	10	CC1736	76	CC4030	72	CC91101	77	CLD2036	48
599401601	10	CC1790	76	CC4060	72	CC91102	77	CLD2048	48
599402001	10	CC1815	65	CC4127	72	CC91103	80	CLD2060	48
599450401	10	CC1841	66	CC4130	72	CC91104	80	CLD2072	48
599450601	10	CC1845	66	CC4227	72	CC91105	81	CLD3048	48
599450801	10	CC1850	66	CC4230	72	CC91106	80	CLD3060	48
599451001	10	CC1852	65	CC4327	72	CC91107	81	CLD3072	48
599800086	12	CC1856	65	CC4330	72	CC91108	79	CLD4048	48
599800086	15	CC1885	65	CC4527	73	CC91110	82	CLD4060	48
599900402	15	CC2001	89	CC4530	73	CC91115	79	CLD4072	48
599900403	15	CC2002	89	CC4560	73	CC91116	79	CLD6060	48
599900404	15	CC2003	89	CC4605	73	CC91118	79	CLD6072	48
599900405	15	CC2004	89	CC4686	73	CC91120	81	CLD6084	48
599900406	15	CC2005	89	CC4730	73	CC91122	81	CS031	38
599900407	15	CC2029	70	CC4783	73	CC91123	80	CS038	38
599900408	15	CC2039	70	CC5010	92	CC91130	82	CS044	38
599900410	15	CC2049	70	CC5015	92	CC91150	77	CS050	38
599920003	29	CC2059	70	CC5016	92	CC91152	81	CS063	38
600140431	141	CC2069	70	CC5018	92	CC91154	81	CS075	38
600140432	141	CC2079	70	CC5019	92	CC91225	77	CS088	38
600140501	141	CC2081	70	CC5050	94	CC91260	81	CS100	38
600140502	141	CC2082	70	CC5150	94	CC91750	78	CS125	38
600140601	141	CC2083	70	CC5171	94	CC92101	77	DACL1060	49
600140602	141	CC2084	70	CC5172	94	CC92102	77	DACL2048	49
601140431	141	CC2085	70	CC5173	94	CC92103	80	DACL2060	49
601140501	141	CC2086	70	CC5174	94	CC92104	81	DACL3048	49
601140601	141	CC2092	70	CC5175	94	CC92105	80	DACL3060	49
700140401	140	CC2094	70	CC5200	93	CC92106	79	DACL3072	49
700140402	140	CC2095	70	CC5212	93	CC92107	78	DACL4060	49
700140501	140	CC2127	68	CC5225	93	CC92108	77	DACL4072	49
700140502	140	CC2130	68	CC5225-B	93	CC92109	82	DACL5060	49
700140631	140	CC2327	68	CC5238	93	CC92110	82	DACL5072	49
700140632	140	CC2330	68	CC5239	93	CC92111	82	DACL6060	49
700191732	140	CC2527	68	CC5505	86	CC92112	77	DACL6072	49
700191733	140	CC2545	68	CC5506	86	CC92113	82	ES1010	44
700191734	140	CC2557	68	CC5515	86	CC92115	82	ES1012	44
701340801	140	CC2570	88	CC5516	86	CC92116	84	ES1015	44
AB1000	45	CC2574	88	CC5647	94	CC92117	79	ES1020	44
AB250	45	CC2575	88	CC5649	94	CC92119	79	ES105	44
AB400	45	CC2576	88	CC5707	76	CC92123	82	ES108	44
AB800	45	CC2578	88	CC5725	76	CC92130	83	ES110	44
BT1004	44	CC2579	88	CC5820	85	CC92132	83	ES112	44
BT4007	44	CC2627	69	CC5822	85	CC92201	78	ES115	44
CAN038	32	CC2630	69	CC5850	84	CC92208	78	ES120	44
CAN050	32	CC2640	69	CC5854	84	CC92250	79	ES15	44
CAN069	32	CC2677	69	CC5860	84	CC93000	78	ES1510	44
CAN081	32	CC2680	69	CC5864	84	CC93101	78	ES1512	44
CAN094	32	CC2777	69	CC5900	85	CC93102	83	ES1515	44
CAN106	32	CC2780	69	CC5906	85	CC93105	80	ES1520	44
CAN125	32	CC2827	69	CC5955	85	CC93109	83	ES155	44
CAN150	32	CC2830	69	CC5965	85	CC93110	83	ES158	44
CAN175	32	CC3027	71	CC8170	87	CC94000	78	ES18	44
CAN200	32	CC3030	71	CC8173	87	CC94101	78	ES2010	44
CAN225	32	CC3427	71	CC8175	87	CC94103	80	ES2012	44
CC1116	64	CC3430	71	CC8178	87	CC94110	83	ES2015	44
CC1120	64	CC3527	71	CC8409	87	CC9411-V3	83	ES2020	44
CC1141	66	CC3530	71	CC8415	87	CC9411-V4	83	ES205	44
CC1145	66	CC3626	71	CC8421	87	CC94125	84	ES208	44
CC1150	66	CC3629	71	CC8431	87	CHS012	37	ES210	44
CC1186	64	CC3636	71	CC8441	87	CHS019	37	ES212	44
CC1222	65	CC3639	71	CC8459	87	CHS025	37	ES215	44
CC1224	65	CC3712	74	CC8465	87	CHS031	37	ES220	44
CC1412	64	CC3716	74	CC8471	87	CHS038	37	ES25	44



ES28.....	44	H0110-0611.....	103	H0214-0600.....	100	H3226-6220.....	58	H4345-0915.....	130
ES3010.....	44	H0110-0615.....	103	H0214-0800.....	100	H3240-5020.....	58	H4345-1015.....	130
ES3012.....	44	H0110-0800.....	103	H0216-0400.....	100	H3240-5120.....	58	H4345-1115.....	130
ES3015.....	44	H0110-0811.....	103	H0216-0415.....	100	H3240-5220.....	58	H4345-1215.....	130
ES3020.....	44	H0110-0815.....	103	H0216-0500.....	100	H3240-5320.....	58	H4345-1315.....	130
ES305.....	44	H0111-0211.....	102	H0216-0515.....	100	H3240-5420.....	58	H4920-1200.....	134
ES308.....	44	H0111-0311.....	102	H0216-0600.....	100	H3240-5520.....	58	H4924-1261.....	133
ES4010.....	44	H0111-0411.....	102	H0216-0615.....	100	H3240-5580.....	59	H4925-2461.....	133
ES4012.....	44	H0111-0511.....	102	H0216-0800.....	100	H3240-5620.....	58	H4927-2730.....	133
ES4015.....	44	H0111-0611.....	102	H0216-0815.....	100	H3240-5680.....	59	H4927-3030.....	133
ES4020.....	44	H0114-0215.....	104	H0216-0815.....	100	H3240-5720.....	58	H5023-4052.....	63
ES405.....	44	H0114-0300.....	104	H0310-0420.....	97	H3240-5820.....	58	H5023-4152.....	63
ES408.....	44	H0114-0311.....	104	H0310-0620.....	97	H3240-5920.....	58	H5023-4252.....	63
ES410.....	44	H0114-0315.....	104	H0314-0420.....	97	H3240-6120.....	58	H5023-4452.....	63
ES412.....	44	H0114-0400.....	104	H0314-0520.....	97	H3275-5220.....	59	H5025-0652.....	62
ES415.....	44	H0114-0411.....	104	H0314-0620.....	97	H3275-5620.....	59	H5027-0352.....	63
ES420.....	44	H0114-0415.....	104	H0314-0820.....	97	H3334-5524.....	58	H5121-4158.....	62
ES45.....	44	H0114-0500.....	104	H0316-0420.....	97	H3334-5624.....	58	H5121-4258.....	62
ES48.....	44	H0114-0511.....	104	H0316-0520.....	97	H3334-6124.....	58	H5121-4458.....	62
ES5010.....	44	H0114-0515.....	104	H0316-0620.....	97	H3334-6224.....	58	H5123-4052.....	62
ES5012.....	44	H0114-0600.....	104	H0316-0820.....	97	H3340-5624.....	58	H5123-4152.....	62
ES5015.....	44	H0114-0611.....	104	H0317-0420.....	97	H3340-6224.....	58	H5123-4252.....	62
ES5020.....	44	H0114-0615.....	104	H0317-0520.....	97	H3451-5120.....	89	H5123-4452.....	62
ES505.....	44	H0114-0800.....	104	H0317-0620.....	97	H3451-5520.....	89	H5125-0658.....	61
ES508.....	44	H0114-0811.....	104	H0317-0820.....	97	H3628-0014.....	131	H5125-0858.....	61
ES610.....	44	H0114-0815.....	104	H0610-2111.....	108	H3628-0114.....	131	H5125-0958.....	61
ES612.....	44	H0115-0411.....	102	H0710-2111.....	107	H3628-0214.....	131	H5225-4152.....	63
ES615.....	44	H0115-0415.....	102	H0710-2411.....	107	H3628-0314.....	131	H5225-4252.....	63
ES620.....	44	H0115-0511.....	102	H0810-2111.....	106	H3628-0414.....	131	H5250-4152.....	63
ES65.....	44	H0115-0515.....	102	H0910-2111.....	108	H3628-0514.....	131	H5250-4252.....	63
ES68.....	44	H0115-0611.....	102	H1014-0340.....	105	H3628-0614.....	131	H5275-4152.....	63
ES810.....	44	H0115-0615.....	102	H1014-0440.....	105	H3629-0014.....	131	H5275-4252.....	63
ES812.....	44	H0116-0300.....	104	H1014-0540.....	105	H3629-0114.....	131	H8224-0240.....	122
ES815.....	44	H0116-0311.....	104	H1014-0640.....	105	H3629-0214.....	131	H8224-0340.....	122
ES820.....	44	H0116-0315.....	104	H1014-0840.....	105	H3629-0314.....	131	H8224-0440.....	122
ES85.....	44	H0116-0400.....	104	H1214-0340.....	105	H3629-0414.....	131	H8224-0540.....	122
ES88.....	44	H0116-0411.....	104	H1214-0440.....	105	H3629-0514.....	131	H8224-0640.....	122
ET1004.....	44	H0116-0415.....	104	H1214-0540.....	105	H3629-0614.....	131	H8224-0840.....	122
ET1548.....	44	H0116-0500.....	104	H1214-0640.....	105	H3807-0211.....	128	H8624-0340.....	122
ET20812.....	44	H0116-0511.....	104	H1214-0840.....	105	H3807-0311.....	128	H8624-0340.....	122
FSA050.....	36	H0116-0515.....	104	H2612-0450.....	111	H3807-0411.....	128	H8624-0440.....	122
FSA0505.....	36	H0116-0600.....	104	H2612-0452.....	111	H3807-0511.....	128	H8624-0440.....	122
FSA063.....	36	H0116-0611.....	104	H2612-0454.....	111	H3807-0611.....	128	H8624-0540.....	122
FSA0635.....	36	H0116-0615.....	104	H2612-0455.....	111	H3808-0211.....	128	H8624-0540.....	122
FSA075.....	36	H0116-0800.....	104	H2612-0550.....	111	H3808-0311.....	128	H8624-0640.....	122
FSA0755.....	36	H0116-0811.....	104	H2612-0552.....	111	H3808-0411.....	128	H8624-0640.....	122
FSA081.....	36	H0116-0815.....	104	H2612-0554.....	111	H3808-0511.....	128	H8624-0840.....	122
FSA0815.....	36	H0116-0900.....	104	H2612-0555.....	111	H3808-0611.....	128	H8624-0840.....	122
FSA100.....	36	H0116-0915.....	104	H2698-0450.....	111	H3907-0311.....	129	H8624-0940.....	122
FSA1005.....	36	H0116-1000.....	104	H2698-0452.....	111	H3907-0411.....	129	H8624-1040.....	122
FSA113.....	36	H0116-1015.....	104	H2698-0454.....	111	H4007-0011.....	128	H8624-1140.....	122
FSA1135.....	36	H0117-0300.....	102	H2698-0455.....	111	H4007-0111.....	128	H8624-1240.....	122
FSA125.....	36	H0117-0311.....	102	H2698-0550.....	111	H4007-0211.....	128	H8724-0340.....	122
FSA1255.....	36	H0117-0315.....	102	H2698-0552.....	111	H4008-0011.....	128	H8724-0440.....	122
FSA150.....	36	H0117-0400.....	102	H2698-0554.....	111	H4008-0111.....	128	H8724-0540.....	122
H0107-0311.....	103	H0117-0411.....	102	H2698-0555.....	111	H4008-0211.....	128	H8724-0640.....	122
H0107-0315.....	103	H0117-0415.....	102	H2916-0812.....	133	H4107-0011.....	129	H8724-0840.....	122
H0107-0411.....	103	H0117-0500.....	102	H2992-6812.....	134	H4107-0111.....	129	H8726-0811.....	120
H0107-0415.....	103	H0117-0511.....	102	H3132-5205.....	59	H4107-0211.....	129	H8726-0811.....	120
H0107-0511.....	103	H0117-0515.....	102	H3132-5605.....	59	H4230-0415.....	131	H9626-0824.....	145
H0107-0515.....	103	H0117-0600.....	102	H3140-5205.....	59	H4230-0515.....	131	H9626-0924.....	145
H0107-0611.....	103	H0117-0611.....	102	H3140-5605.....	59	H4230-0615.....	131	H9626-1024.....	145
H0107-0615.....	103	H0117-0615.....	102	H3226-5020.....	58	H4230-0715.....	131	H9626-1124.....	145
H0110-0211.....	103	H0117-0800.....	102	H3226-5120.....	58	H4230-0815.....	131	H9626-1224.....	145
H0110-0215.....	103	H0117-0811.....	102	H3226-5220.....	58	H4230-0915.....	131	H9800-0400.....	124
H0110-0300.....	103	H0117-0815.....	102	H3226-5320.....	58	H4230-1015.....	131	H9800-0405.....	124
H0110-0311.....	103	H0210-0405.....	100	H3226-5420.....	58	H4230-1115.....	131	H9800-0450.....	125
H0110-0315.....	103	H0210-0411.....	100	H3226-5520.....	58	H4230-1215.....	131	H9830-0220.....	124
H0110-0400.....	103	H0210-0505.....	100	H3226-5580.....	59	H4345-0215.....	130	H9830-0224.....	125
H0110-0411.....	103	H0210-0511.....	100	H3226-5620.....	58	H4345-0315.....	130	H9830-0230.....	125
H0110-0415.....	103	H0210-0605.....	100	H3226-5680.....	59	H4345-0415.....	130	H9850-0109.....	124
H0110-0500.....	103	H0210-0611.....	100	H3226-5720.....	58	H4345-0515.....	130	H9850-0128.....	125
H0110-0511.....	103	H0210-0805.....	100	H3226-5820.....	58	H4345-0615.....	130	H9850-0130.....	125
H0110-0515.....	103	H0214-0400.....	100	H3226-5920.....	58	H4345-0715.....	130	H9850-0455.....	125
H0110-0600.....	103	H0214-0500.....	100	H3226-6120.....	58	H4345-0815.....	130	H9850-0500.....	124

# PART NUMBER INDEX

H9850-0915.....	125	MGBCH100.....	42	RMA075.....	34	SMA063.....	33	STW1706-03.....	53
HPT-5500.....	134	MGBCH100.....	42	RMA088.....	34	SMA075.....	33	STW2701-03.....	53
HPT-5500-6.....	134	MGBCH125.....	42	RMA100.....	34	SMA088.....	33	STW2702-03.....	53
HPT-5500-B114.....	135	MGBCH125.....	42	RMA125.....	34	SMA100.....	33	STW2703-03.....	53
HPT-5500-B115.....	135	OMA041.....	32	RMA150.....	34	SMA125.....	33	STW2704-03.....	53
HPT-5500-B116.....	135	OMA050.....	32	RMA175.....	34	SMS019.....	39	STW2706-03.....	53
HPT-5500-B118.....	135	OMA063.....	32	RMA200.....	34	SMS025.....	39	SWS2.....	40
HPT-5500-B120.....	135	OMA075.....	32	RMS038.....	39	SMS038.....	39	SWS3.....	40
HPT-5500-B121.....	135	OMA100.....	32	RMS050.....	39	SMS050.....	39	SWS4.....	40
HPT-5500-B122.....	135	OMA125.....	32	RMS063.....	39	SMS063.....	39	SWS5.....	40
HPT-5500-B123.....	135	OMA150.....	32	RMS075.....	39	SRE1702-03.....	53	UNV023.....	45
HPT-5500-B128.....	135	OMA175.....	32	RMS100.....	39	SRE1704-03.....	53	UNV054.....	45
HPT-5500-B13.....	135	OMA200.....	32	RMS125.....	39	SRE1706-03.....	53	UNV1010.....	45
HPT-5500-B141.....	135	OMA225.....	32	RMS150.....	39	SRE2702-03.....	53	UNV1312.....	45
HPT-5500-B150.....	135	OMA250.....	32	RS25.....	40	SRE2704-03.....	53	UNV160.....	45
HPT-5500-B151.....	135	OMA275.....	32	RS38.....	40	SRE2706-03.....	53	UNV260.....	45
HPT-5500-B35.....	135	OMS038.....	38	RS50.....	40	SREN-101-04.....	54	UNV460.....	45
HPT-5500-B8.....	135	OMS050.....	38	RS63.....	40	SREN-101-06.....	54	UNV880.....	45
HPT-5500-B9.....	135	OMS063.....	38	RS75.....	40	SREN-101-08.....	54	USB0405.....	46
HPT-5515.....	134	OMS075.....	38	SC501.....	51	SREN-101-10.....	54	USB0405.....	46
HPT-5515-6.....	134	OMS100.....	38	SC502.....	51	SREN-101-12.....	54	USB0408.....	46
HT4502.....	89	OMS125.....	38	SC503.....	51	SREN-102-04.....	54	USB0408.....	46
HT4504.....	89	OMS150.....	38	SC504.....	51	SREN-102-06.....	54	USB0410.....	46
IS-12000.....	42	PL1042.....	47	SC505.....	51	SREN-102-08.....	54	USB0410.....	46
IS-20000.....	42	PL1048.....	47	SCB01.....	51	SREN-102-10.....	54	USB0412.....	46
IS-4000.....	42	PL1054.....	47	SCB02.....	51	SREN-102-15.....	54	USB0412.....	46
IS-40000.....	42	PL1060.....	47	SCB03.....	51	SREN-103-04.....	55	USB0415.....	46
IS-8000.....	42	PL130.....	47	SCB04.....	51	SREN-103-06.....	55	USB0415.....	46
JAA031.....	35	PL136.....	47	SCB05.....	51	SREN-103-08.....	55	USB0420.....	46
JAA038.....	35	PL142.....	47	SEE1701-03.....	52	SREN-103-10.....	55	USB0420.....	46
JAA050.....	35	PL148.....	47	SEE1702-03.....	52	SREN-103-12.....	55	USB0605.....	46
JAA063.....	35	PL1548.....	47	SEE1703-03.....	52	SREN-103-15.....	55	USB0608.....	46
JAA075.....	35	PL1560.....	47	SEE1704-03.....	52	SREN-103-20.....	55	USB0610.....	46
JAA088.....	35	PL2048.....	47	SEE1706-03.....	52	SREN-105-04.....	55	USB0612.....	46
JAA100.....	35	PL2060.....	47	SEE2701-03.....	52	SREN-105-06.....	55	USB0615.....	46
JAA113.....	35	PL2072.....	47	SEE2702-03.....	52	SREN-105-08.....	55	USB0620.....	46
JAA125.....	35	PL230.....	47	SEE2703-03.....	52	SREN-105-10.....	55	USB1205.....	46
JAA138.....	35	PL236.....	47	SEE2704-03.....	52	SREN-105-12.....	55	USB1208.....	46
JAA150.....	35	PL242.....	47	SEE2706-03.....	52	SREN-105-20.....	55	USB1210.....	46
JAA175.....	35	PL248.....	47	SEN1701-03.....	53	SREN-107-10.....	55	USB1212.....	46
JAA200.....	35	PL3048.....	47	SEN1702-03.....	53	SREN-107-15.....	55	USB1215.....	46
JBA031.....	35	PL3060.....	47	SEN1703-03.....	53	SREN-107-20.....	55	USB1220.....	46
JBA038.....	35	PL3072.....	47	SEN1704-03.....	53	SREN-110-10.....	55	USB2005.....	46
JBA050.....	35	PL336.....	47	SEN1706-03.....	53	SREN-110-15.....	55	USB2008.....	46
JBA063.....	35	PL342.....	47	SEN2701-03.....	53	SREN-110-20.....	55	USB2010.....	46
JBA075.....	35	PL348.....	47	SEN2702-03.....	53	SREN-210-10.....	55	USB2012.....	46
JBA088.....	35	PL4060.....	47	SEN2703-03.....	53	SREN-210-15.....	55	USB2015.....	46
JBA100.....	35	PL4072.....	47	SEN2704-03.....	53	SREN-210-20.....	55	USB2020.....	46
JBA113.....	35	PL436.....	47	SEN2706-03.....	53	SS025.....	39	USB2805.....	46
JBA125.....	35	PL442.....	47	SFS050.....	40	SS038.....	39	USB2808.....	46
JBA138.....	35	PL448.....	47	SFS063.....	40	SS050.....	39	USB2810.....	46
JBA150.....	35	PL636.....	47	SFS075.....	40	SS063.....	39	USB2812.....	46
JBA175.....	35	PL642.....	47	SFS100.....	40	SS075.....	39	USB2815.....	46
JBA200.....	35	PL648.....	47	SFS125.....	40	SS088.....	39	USB2820.....	46
JCA031.....	35	PL654.....	47	SHA0312.....	34	SS100.....	39	USB3805.....	46
JCA038.....	35	PL836.....	47	SHA0375.....	34	STC1702-03.....	52	USB3808.....	46
JCA050.....	35	PL848.....	47	SHA0500.....	34	STC1703-03.....	52	USB3810.....	46
JCA063.....	35	PL860.....	47	SHA0625.....	34	STC1704-03.....	52	USB3812.....	46
JCA075.....	35	PMA050.....	33	SHA0750.....	34	STC1706-03.....	52	USB3815.....	46
JCA088.....	35	PMA063.....	33	SHA0875.....	34	STC2702-03.....	52	USB3820.....	46
JCA100.....	35	PMA075.....	33	SHA1000.....	34	STC2703-03.....	52	USB4805.....	46
JCA113.....	35	PMA100.....	33	SHA1250.....	34	STC2704-03.....	52	USB4808.....	46
JCA125.....	35	PMA125.....	33	SHA1500.....	34	STC2706-03.....	52	USB4810.....	46
JCA138.....	35	PMA150.....	33	SHA1750.....	34	STT1702-03.....	52	USB4812.....	46
JCA150.....	35	PMA175.....	33	SHA2000.....	34	STT1703-03.....	52	USB4815.....	46
JCA175.....	35	PMA200.....	33	SHA2250.....	34	STT1704-03.....	52	USB4820.....	46
JCA200.....	35	PMS038.....	38	SHA2500.....	34	STT1706-03.....	52	USB6805.....	46
MGB075.....	42	PMS050.....	38	SHA2750.....	34	STT2702-03.....	52	USB6808.....	46
MGB075.....	42	PMS063.....	38	SHS2.....	40	STT2703-03.....	52	USB6810.....	46
MGB100.....	42	PMS075.....	38	SHS3.....	40	STT2704-03.....	52	USB6812.....	46
MGB100.....	42	PMS100.....	38	SHS4.....	40	STT2706-03.....	52	USB6815.....	46
MGB125.....	42	PMS125.....	38	SHS5.....	40	STW1701-03.....	53	USB6820.....	46
MGB125.....	42	PMS150.....	38	SMA028.....	33	STW1702-03.....	53		
MGBCH075.....	42	RMA050.....	34	SMA038.....	33	STW1703-03.....	53		
MGBCH075.....	42	RMA063.....	34	SMA050.....	33	STW1704-03.....	53		



**Headquarters:** Winona, Minnesota  
PH: 800-873-1916 | FAX: 800-356-1149

**Custom Lifting Device Manufacturing:** Jeannette, Pennsylvania  
PH: 800-395-2445 | FAX: 800-997-3192  
South Holland, Illinois  
PH: 708-339-0545 | FAX: 800-334-5643

**Distribution Centers:** Clackamas, Oregon  
PH: 800-547-6806 | FAX: 800-468-4430  
Reno, Nevada  
Atlanta, Georgia  
Portsmouth, Rhode Island  
Dallas, Texas  
Necedah, Wisconsin

### Warranty:

The goods sold in this catalog are warranted free from defects in workmanship and materials for 12 months from the date of purchase.

### Disclaimer of warranties:

No other warranty, express or implied, including the implied warranty of merchantability or fitness for particular purpose, is given and no affirmation of Peerless Industrial Group, by words or action, shall constitute a warranty. Peerless Industrial Group will not pay any claim for labor on any of its products or for delays or damages by reason on their use.

### Buyer's Remedies:

Buyer's sole remedy for breach of any warranty is limited exclusively to obtaining, at the discretion of Peerless Industrial Group, either repair or replacement of any product sold hereunder and manufactured by Peerless Industrial Group. In no event shall Peerless Industrial Group be liable for any incidental or consequential damages. Buyer must notify Peerless Industrial Group, in writing, within 10 days of discovery of the alleged defect, if within the warranty period stated above. After receiving authorization from Peerless Industrial Group, product shall be returned to the Peerless Industrial Group plant, transportation prepaid, within 30 days.

**Return Goods Policy:** Items purchased from this catalog are returnable **ONLY** when pre-authorized by a Peerless Industrial Group Customer Service Representative, who will issue a Return Authorization Number. This number must be displayed **PROMINENTLY** on the return material shipping containers **AND** the carrier's freight bill. **UNAUTHORIZED SHIPMENTS WILL BE REFUSED AND RETURNED AT THE SENDER'S EXPENSE.** All authorized returns must be sent prepaid to Winona, MN, or Clackamas, OR, and are subject to restocking and repackaging charges. Any product not returned in original salable condition will be subject to an additional reconditioning charge.

**Claims and Shortages:** Peerless is willing to assist you in collecting claims for lost or damaged goods, however we are not responsible for collection of claims or replacement of merchandise. All requests for assistance must be accompanied by a copy of the freight bill noting the shortage or damage and signed by the delivering carrier's driver. All requests made to Peerless Industrial Group must be received within 30 days of date of delivery.

**Minimum Invoice:** The minimum invoice allowed is \$100. A \$10 charge will be applied to any invoice below this amount.



TM

# PEERLESS<sup>TM</sup>

## INDUSTRIAL GROUP

Your Link to Quality, Strength, and Service Since 1917.



Distributed By:



Peerless Chain • 1416 East Sanborn St. • P.O. Box 5349 • Winona, MN 55987-0349  
www.peerlesschain.com • custserv@peerlesschain.com

Specifications are subject to change without notice. © 2012 Peerless Industrial Group • 27.12