

# HARDWARE & INDUSTRIAL CARGO CONTROL

Binder Chain Assemblies .....	57-60
Load Binders .....	60-63
Strap Assemblies & Accessories .....	64-76
Bulk Strap Hardware .....	77-84
Winches & Winch Bars .....	84-86
Corner Guards & Hard Parts .....	86
Rubber & Elastic Tie-Downs .....	87
Auto Tie-Downs .....	88
Tow Straps & Chains .....	89
Cable Pullers .....	89
Ag & Utility Trailer Safety Chains .....	90-91
Winch Line Tail Chain .....	91
Cargo Bars .....	92-94
Coil Racks .....	94



## Binder Chain Assemblies

Peerless can provide binder chain assemblies for all your tie-down requirements. Meets DOT/CVSA/CCMTA requirements. **NOT FOR OVERHEAD LIFTING.**




### G80 Binder Chain Assembly - NACM

Stock #		Trade Size (Inches)	Length (Feet)	Qty. Per Drum	Lbs. Per Drum	Working Load Limit	
Drum						Lbs.	Kgs.
8607617		3/8	20	10	310	7,100	3,220
8610503		1/2	10	10	285	12,000	5,553
8607630		1/2	20	10	532	12,000	5,553



### G70 Binder Chain Assembly - NACM

Stock #		Trade Size (Inches)	Length (Feet)	Qty. Per Drum	Lbs. Per Drum	Qty. Per Ctn.	Lbs. Per Ctn.	Working Load Limit	
Drum	Carton							Lbs.	Kgs.
5261063*	5261060*	5/16	14	30	450	1	15	4,700	2,132
5261163*	5261160*	5/16	16	30	600	1	20	4,700	2,132
5261363*	5261360*	5/16	20	25	600	1	24	4,700	2,132
5261463*	5261460*	5/16	25	20	600	1	30	4,700	2,132
5262063	5262060	3/8	14	25	600	1	24	6,600	2,994
5262163	5262160	3/8	16	20	500	1	25	6,600	2,994
5262363	5262360	3/8	20	20	680	1	34	6,600	2,994
5262463	5262460	3/8	25	15	615	1	41	6,600	2,994
5262668	8610107	1/2	20	10	560	1	56	11,300	5,126

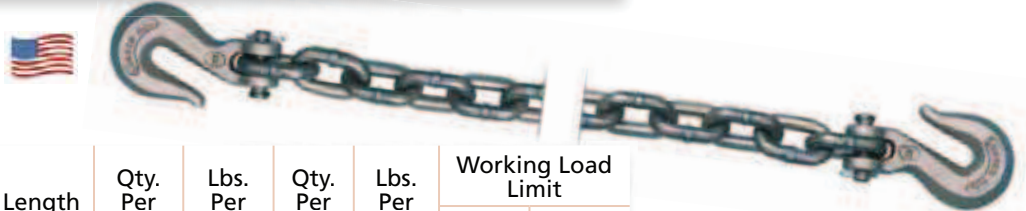


All G70 domestic chain (5/16, 3/8, 1/2) is stamped with the Working Load Limit every 10 links as shown.

\*Made to short link specs

### G43 Binder Chain Assembly - NACM

Stock #		Trade Size (Inches)	Length (Feet)	Qty. Per Drum	Lbs. Per Drum	Qty. Per Ctn.	Lbs. Per Ctn.	Working Load Limit	
Drum	Carton							Lbs.	Kgs.
5239462	5239460	5/16	20	25	476	1	19	3,900	1,769
5233462	5233460	3/8	14	25	525	1	21	5,400	2,449
5234462	5234460	3/8	16	25	600	1	24	5,400	2,449
5231462	5231460	3/8	20	25	750	1	30	5,400	2,449
5231262	5231260	3/8	25	20	720	1	36	5,400	2,449



Do not exceed Working Load Limits (WLL)! See the SAFETY GUIDELINES section before using these products. Pages 150 - 155.

## Binder Chain Assemblies cont.

### T80 Binder Chain Assembly - Short Link

T80 Alloy chain assemblies come in a black finish. Meets DOT/CVSA/CCMTA requirements. Packaged bulk in drums or each in retail single packs.

**NOT FOR OVERHEAD LIFTING.**

**ASTM Spec. short link for longer life.**



Stock #		Trade Size (Inches)	Length	Qty. Per Drum	Lbs. Per Drum	Qty. Per Carton	Lbs. Per Carton	Working Load Limit	
Drum	Carton							Lbs.	Kgs.
H3334-5524	---	3/8	16	20	520	---	---	7,100	3,220
H3334-5624	H3340-5624	3/8	20	20	640	1	32	7,100	3,220
H3334-6124	---	1/2	15	10	430	---	---	12,000	5,443
H3334-6224	H3340-6224	1/2	20	10	550	1	55	12,000	5,443

### G70 Binder Chain Assembly - Short Link

G70 assemblies have a yellow zinc finish for easier identification and for protection of the chain. Meets DOT/CVSA/CCMTA requirements. Packaged bulk in drums or each in retail single packs.

**NOT FOR OVERHEAD LIFTING.**

**ASTM Spec. short link for longer life.**



Stock #		Trade Size (Inches)	Length (Feet)	Qty. Per Drum	Lbs. Per Drum	Qty. Per Carton	Lbs. Per Carton	Working Load Limit	
Drum	Carton							Lbs.	Kgs.
H3226-5020	H3240-5020	5/16	14	30	450	1	15	4,700	2,132
H3226-5120	H3240-5120	5/16	16	30	600	1	20	4,700	2,132
H3226-5220	H3240-5220	5/16	20	25	600	1	24	4,700	2,132
H3226-5320	H3240-5320	5/16	25	20	600	1	30	4,700	2,132
H3226-5420	H3240-5420	5/16	30	20	640	1	32	4,700	2,132
H3226-5920	H3240-5920	3/8	12	30	660	1	22	6,600	2,994
H3226-5720	H3240-5720	3/8	14	25	600	1	24	6,600	2,994
H3226-5520	H3240-5520	3/8	16	20	500	1	25	6,600	2,994
H3226-5620	H3240-5620	3/8	20	20	680	1	34	6,600	2,994
H3226-5820	H3240-5820	3/8	25	15	615	1	41	6,600	2,994
H3226-6020	---	1/2	10	20	560	---	---	11,300	5,126
H3226-6120	H3240-6120	1/2	15	10	440	1	44	11,300	5,126
H3226-6220	H3240-6220	1/2	20	10	560	1	56	11,300	5,126





## G70 Binder Chain Assembly - NACM

NACM spec long link chain has a longer pitch link for less weight per assembly. Pitch is the inside length measurement of a link. **NOT FOR OVERHEAD LIFTING.**

Stock #	Trade Size (Inches)	Length	Qty. Per Drum	Lbs. Per Drum	Qty. Per Ctn.	Lbs. Per Ctn.	Working Load Limit	
							Lbs.	Kgs.
H3275-5220	5/16	20	25	550	1	22	4,700	2,132
H3275-5620	3/8	20	20	620	1	31	6,600	2,994

## G70 Binder Chain Assembly - With Eye Grab Hooks - Short Link

**NOT FOR OVERHEAD LIFTING.**



ASTM Spec. short link for longer life.

Stock #		Trade Size (Inches)	Length	Qty. Per Drum	Lbs. Per Drum	Qty. Per Carton	Lbs. Per Carton	Working Load Limit	
Drum	Carton							Lbs.	Kgs.
H3226-5580	H3240-5580	3/8	16	20	500	1	25	6,600	2,994
H3226-5680	H3240-5680	3/8	20	20	640	1	32	6,600	2,994



## G43 Binder Chain Assembly - short Link

High Test chain assemblies come in a self color tumbled finish. Meets D.O.T./CVSA/CCMTA requirements. Packaged bulk in drums or each in retail single packs. **NOT FOR OVERHEAD LIFTING.**

ASTM Spec. short link for longer life.

Stock #		Trade Size (Inches)	Length	Qty. Per Drum	Lbs. Per Drum	Qty. Per Carton	Lbs. Per Carton	Working Load Limit	
Drum	Carton							Lbs.	Kgs.
H3132-5205	H3140-5205	5/16	20	25	600	1	24	3,900	1,769
H3132-5605	H3140-5605	3/8	20	20	580	1	29	5,400	2,449



Do not exceed Working Load Limits (WLL)! See the SAFETY GUIDELINES section before using these products. Pages 150 - 155.

# HARDWARE & INDUSTRIAL

## Binder Chain Assembly Usage Chart

This chart is provided as a guide to meet the basic minimum current in service requirements of the FMCSA† and the DOT‡ published Sept 27, 2002. The following table lists the minimum number of chain assemblies required to secure a load per DOT & CVSA§. \*This chart is only to be used as a reference.

\*Many factors affect the proper method of cargo securement including the length and type of the cargo to be secured. Refer to the most recent revision of The Dept. of Transportation (DOT) Title 49 regulations for more complete requirements regarding the proper methods and number of tiedowns required.

†**FMCSA:**  
Federal Motor Carrier Safety Admin.

‡**DOT:**  
Department of Transportation

§**CVSA:**  
The Commercial Vehicle Safety Alliance

Chain Grade	Size (Inches)	WLL	Net weight of cargo to be secured in Lbs.						
			20,000	25,000	30,000	35,000	40,000	45,000	50,000
Alloy Grade 80 (P8, S8, SX8, T-80)	5/16	4,500	3	3	4	4	5	5	6
	3/8	7,100	2	2	3	3	3	4	4
	1/2	12,000	1	2	2	2	2	2	3
Transport Grade 70 (P7, S7, SX7, S-70, AC7)	1/4	3,150	4	4	5	6	7	8	8
	5/16	4,700	3	3	4	4	5	5	6
	3/8	6,600	2	2	3	3	4	4	4
	1/2	11,300	1	2	2	2	2	2	3
High Test Grade 43 (P4, P43, S4, SX4, S-43)	1/4	2,600	4	5	6	7	8	9	10
	5/16	3,900	3	4	4	5	6	6	7
	3/8	5,400	2	3	3	4	4	5	5
	1/2	9,200	2	2	2	2	3	3	3

This chart is based on each tie-down secured to a trailer point, transversing across or through the load and then secured to another anchor point on the trailer. If used by securing the tie-down to the trailer anchor point and attaching it directly to an article of cargo (i.e., a vehicle), the quantity of tie-down required shall be two times (2x) the quantity listed in the chart above.

## Load Binders



**Lever Loadbinder**



**Ratchet Loadbinder**



Stock #	Chain Size (In.)		Take-Up (In.)	Handle Length (In.)	Qty. Per Pkg.	Lbs. Per Pkg.	Working Load Limit	
	G70	G43					Lbs.	Kgs.
Blue	G70	G43						
5200120	-	1/4	3.00	11.00	4	13	2,600	1,179
5200420	5/16	3/8	5.00	15.50	4	32	5,400	2,449
5200620	3/8	1/2	5.00	15.50	4	40	9,200	4,173


Stock #	Chain Size (In.)		Take-Up (In.)	Handle Length (In.)	Qty. Per Pkg.	Lbs. Per Pkg.	Working Load Limit	
	G70	G43					Lbs.	Kgs.
Blue	G70	G43						
5200320	5/16	3/8	8.00	15.50	4	50	5,400	2,449
5200375	5/16	3/8	8.00	15.50	4	44	6,600	2,994
5200675	3/8	1/2	8.00	14.00	4	50	9,200	4,173



## Load Binders



3 position pawl.



Tamper resistant.

### QuikBinder™ Plus A Ratchet Like No Other


This premium patented ratchet binder is unlike any other binder available on the market today. Now it is better than ever, with higher working load limits designed for use with either Grade 70 Transport or Grade 80 Alloy tie-down chains.

The QuikBinder™ PLUS is easier to install than standard ratchet loadbinders. The 3-position pawl offers the user a choice of ratchet extension, ratchet take-up or a “free spin” setting for fast adjustment in either direction. A load can be secured in half the time. It is available in three sizes and features a vinyl coated barrel for a strong, comfortable grip.

The folding handle makes the QuikBinder™ PLUS safer (no handle sticking out) and more convenient to use. Simply fold the handle down after the load is secure or when storing on your cab rack. Stronger, faster, safer and more functional than standard ratchet binders.

The QuikBinder™ PLUS can be locked to the tie-down chain with a long shank padlock, making it more difficult to tamper with the binder, assembly or the load. Padlocks with programmable combinations are also available. See page 129 of this catalog for more information.

Our loadbinders meet all DOT/CVSA/CCMTA requirements. The special hook construction supports the load of the chain and will not bind. Loadbinders are heat treated and proof tested with forged heat treated hooks. The Working Load Limit is permanently marked on handle. Our loadbinders feature special links with controlled flash welds.



### QuikBinder™ Plus Ratchet Loadbinder

Stock #	Chain Size G70 or G80 (Inches)	Take Up (Inches)	Handle Length		Qty. Per Package	Lbs. Per Package	Working Load Limit	
			Folded	Straight			Lbs.	Kgs.
H5125-0658	5/16 or 3/8	6.00	9.50	13.90	4	46	7,100	3,220
H5125-0858	3/8 or 1/2	6.00	9.50	13.90	4	56	12,000	5,443
H5125-0958	1/2 or 5/8	6.00	9.50	13.90	2	37	18,100	8,210



**WARNING** Do not exceed Working Load Limits (WLL)!  
See the SAFETY GUIDELINES section before using these products. Pages 150 - 155.

## Load Binders cont.

Our loadbinders meet all DOT/CVSA/CCMTA requirements. Special hook construction supports the load of the chain and will not bind. Loadbinders are heat treated and proof tested with forged heat treated hooks. The Working Load Limit is permanently marked on handle. All loadbinders feature special links with controlled flash welds and are painted with yellow, powdercoat enamel.

### Ratchet Binder Plus Loadbinder

Ratchet Binder Plus has higher strength ratings for use with either Grade 70 Transport or Grade 80 Alloy tie-down chains. This premium binder features high quality yellow zinc plated hooks.



Stock #	Chain Size G70 or G80 (Inches)	Take-Up (Inches)	Handle Length (Inches)	Qty. Per Package	Lbs. Per Package	Working Load Limit	
						Lbs.	Kgs.
H5121-4158	5/16 or 3/8	6.50	13.92	2	22	7,100	3,220
H5121-4258	3/8 or 1/2	6.50	13.92	2	28	12,000	5,443
H5121-4458	1/2 or 5/8	6.50	13.92	2	35	18,100	8,210



### Ratchet Loadbinder


Stock #	Chain Size (Inches)		Take-Up (Inches)	Handle Length (Inches)	Qty. Per Package	Lbs. Per Package	Working Load Limit	
	G70	G43					Lbs.	Kgs.
H5123-4052	1/4	5/16	5.00	6.75	2	9	3,900	1,769
H5123-4152	5/16	3/8	6.50	13.92	2	22	5,400	2,449
H5123-4252	3/8	1/2	6.50	13.92	2	26	9,200	4,173
H5123-4452	1/2	5/8	6.50	13.92	2	32	13,000	5,897

### ProLok66™ Adjustable Lever Loadbinder

Our adjustable lever loadbinder features the ultimate in ease and versatility in a lever binder with the added safety of a self-locking handle.

ProLok66™ has a built-in knurled adjustable nut feature so the binder doesn't have to be repositioned on the chain (like standard lever binders) to achieve the best possible fit and perfect tension on the chain. The binder adjusts a full 2" to give the user optimum link location. No more problems getting that last extra half link hook-up. The handle's safety latch is automatically engaged when the handle is closed. This locks the handle in the closed position until it is released. This features makes our adjustable binder safer than standard lever binders. The convenient thumb-release latch is easy to use and has no loose parts to misplace.

Stock #	Chain Size G70 (Inches)	Take-Up (Inches)	Handle Length (Inches)	Qty. Per Pack- age	Lbs. Per Pack- age	Working Load Limit	
						Lbs.	Kgs.
H5025-0652	5/16 or 3/8	3.75	15.43	4	43	6,600	2,994



Do not exceed Working Load Limits (WLL)!  
See the SAFETY GUIDELINES section before using these products. Pages 150 - 155.

## Forged Safety Release Lever Loadbinder

This binder design allows the user to release the binder tension without any kickback of the handle typical of a lever style binder. The center body of the binder independently rotates, free of the handle, to release the tension smoothly and easily. This eliminates the chance for injuries from the handle swinging with substantial force when released.

The safety release handle makes this loadbinder less dangerous than other lever style loadbinders on the market today.

Stock #	Chain Size (In.)		Take-Up (In.)	Handle Length (In.)	Qty. Per Pkg.	Lbs. Per Pkg.	Working Load Limit	
	G70	G43					Lbs.	Kgs.
Yellow	G70	G43						
H5250-4152	5/16	3/8	4.00	13.00	4	39	5,400	2,449
H5250-4252	3/8	1/2	4.75	17.24	4	58	9,200	4,173



## Lever Loadbinder

Stock #	Chain Size (In.)		Take-Up (Inches)	Handle Length (Inches)	Qty. Per Pkg.	Lbs. Per Pkg.	Working Load Limit	
	G70	G43					Lbs.	Kgs.
Yellow	G70	G43						
H5023-4052	---	1/4	3.00	11.42	6	21	2,600	1,179
H5023-4152	5/16	3/8	3.75	15.43	6	50	5,400	2,449
H5023-4252	3/8	1/2	4.25	17.24	6	73	9,200	4,173
H5023-4452	1/2	5/8	4.75	21.00	4	80	13,000	5,897

## Fully Forged Lever Loadbinder

Stock #	Chain Size (In.)		Take-Up (Inches)	Handle Length (Inches)	Qty. Per Pkg.	Lbs. Per Pkg.	Working Load Limit	
	G70	G43					Lbs.	Kgs.
Yellow	G70	G43						
H5225-4152	5/16	3/8	4	15.75	6	48	5,400	2,449
H5225-4252	3/8	1/2	4.75	17.35	6	76	9,200	4,173


## Forged Compression Lever Loadbinder

Stock #	Chain Size (In.)		Take-Up (In.)	Handle Length (In.)	Qty. Per Pkg.	Lbs. Per Pkg.	Working Load Limit	
	G70	G43					Lbs.	Kgs.
Yellow	G70	G43						
H5275-4152	5/16	3/8	3.00	15.75	2	37	5,400	2,449
H5275-4252	3/8	1/2	4.00	17.36	2	39	9,200	4,173



## Mini Binder

Stock #	Take-Up (Inches)	Handle Length (Inches)	Qty. Per Pkg.	Lbs. Per Pkg.	WLL.	
					Lbs.	Kgs.
Yellow						
H5027-0352	1.85	9.05	12	20	250	113



Do not exceed Working Load Limits (WLL)! See the SAFETY GUIDELINES section before using these products. Pages 150 - 155.



## Premium 1" Polyester Straps

All 1" strap assemblies are packaged in tamper-resistant, durable, sonic welded "clam shells". These retail packages are slotted for pegboard hooks and will also stand for counter display. Each package includes complete instructions for use. These versatile straps are great for securing boats, motorcycles, ATVs, etc.

Blue and black 1" straps feature 4,500 Lb. webbing. Black/white and red 1" straps feature 2,500 Lb. webbing.



### Ratchet Tie-Down - With J-Hooks

Strap features a plated "J" hook and floating "D" ring on each end that can be secured through truck stake holes, eye bolts, etc. Premium ratchet-style buckle for easy tightening.

Stock #	Color	Length (Feet)	Qty. Per Package	Lbs. Per Package	Working Load Limit	
					Lbs.	Kgs.
CC1116	Blue	16	10	18	500	227
CC1120*	Blue	20	10	21	1,100	500
CC1186*	Blue	16	10	19	1,100	500

*\*HD Ratchet*

### Utility Lashing Strap - With Easy Release CAM Buckle

This universal strap secures anything with a circumference of less than assembly length. Loose end feeds through easy release CAM buckle.



Stock #	Color	Length (Feet)	Qty. Per Package	Lbs. Per Package	Working Load Limit	
					Lbs.	Kgs.
CC1412	Black	2 @ 8	10 Pr.	11	500	227



### Utility Lashing Strap - With Ratchet

This universal strap secures anything with a circumference of less than assembly length. Loose end feeds through premium ratchet-style buckle.

Stock #	Color	Length (Feet)	Qty. Per Package	Lbs. Per Package	Working Load Limit	
					Lbs.	Kgs.
CC1415	Blue	15	10	15	500	227

### Easy Release Tie-Down - With S-Hooks

Strap features one vinyl coated hook, one zinc plated hook and an easy release CAM buckle.

Stock #	Color	Length (Feet)	Qty. Per Package	Lbs. Per Package	Working Load Limit	
					Lbs.	Kgs.
CC1606	Blue	6	10	14	500	227
CC1612	Black	2 @ 6	10 Pr.	18	500	227
CC1616	Black	16	10	13	500	227





## Ratchet Tie-Down - With S-Hooks

One vinyl coated hook, one zinc plated hook. Premium ratchet-style buckle for easy tightening.

Stock #	Color	Length (Feet)	Qty. Per Package	Lbs. Per Package	Working Load Limit	
					Lbs.	Kgs.
CC1815	Blue	15	10	19	500	227
CC1885*	Blue	15	10	22	1,100	500

\*HD Ratchet

## Soft Strap Tie-Down Extension

These soft straps have two sewn loops and no metal fittings. They are used as strap extensions where a strap end with no hardware is preferred. Packaged in pairs.

Stock #	Color	Length (Inches)	Qty. Per Package	Lbs. Per Package	Working Load Limit	
					Lbs.	Kgs.
CC1222	Blue	2 @ 18	10 pr	4	1,100	500
CC1224	Blue	2 @ 24	10 pr	5	1,100	500



## Ratchet Tie-Down - With Chrome S-Hooks

Strap features black webbing with two white tracers that reflect light for higher visibility at night. The premium ratchet buckle and hooks are chrome plated for added appeal.

Stock #	Color	Length (Feet)	Qty. Per Package	Lbs. Per Package	Working Load Limit	
					Lbs.	Kgs.
CC1852	Black/White	6	10	13	500	227
CC1856	Black/White	16	10	15	500	227

## CAM Tie-Down - With Chrome S-Hooks

Strap features black webbing with two white tracers that reflect light for higher visibility at night. Hooks are chrome plated for added appeal.

Stock #	Color	Length (Feet)	Qty. Per Package	Lbs. Per Package	Working Load Limit	
					Lbs.	Kgs.
CC1652	Black/White	6	10	12	500	227



Do not exceed Working Load Limits (WLL)! See the SAFETY GUIDELINES section before using these products. Pages 150 - 155.

# HARDWARE & INDUSTRIAL

## Economy 1" Polyester Straps

All 1" strap assemblies are packaged in tamper-resistant, durable, sonic welded "clam shells". These retail packages are slotted for pegboard hooks and will also stand for counter display. Each package includes complete instructions for use. These versatile straps are great for securing boats, motorcycles, ATVs, etc.

### Ratchet Tie-Down - With J-Hooks

Zinc plated hardware. Premium ratchet-style buckle for easy tightening.

Stock #	Color	Length (Feet)	Qty. Per Package	Lbs. Per Package	Working Load Limit	
					Lbs.	Kgs.
CC1141	Red	2 @ 6	10 pr.	11	500	227
CC1145	Red	15	10	13	500	227
CC1150	Red	20	10	14	500	227



### Easy Release Tie-Down - With S-Hooks

Easy release, zinc plated cam buckle and chrome plated S-hooks. Packed in pairs.

Stock #	Color	Length (Feet)	Qty. Per Package	Lbs. Per Package	Working Load Limit	
					Lbs.	Kgs.
CC1640	Red	2 @ 4	10 pr	14	500	227
CC1642	Red	2 @ 6	10 pr	17	500	227



### Easy Release Tie-Down - With J-Hooks

Easy release, zinc plated cam buckle and zinc plated J-hooks. Packed in pairs.

Stock #	Color	Length (Feet)	Qty. Per Package	Lbs. Per Package	Working Load Limit	
					Lbs.	Kgs.
CC1646	Red	2 @ 6	10 pr	15	500	227



### Ratchet Tie-Down - With S-Hooks

Chrome plated hooks and a premium chrome plated ratchet-style buckle for easy tightening.


Stock #	Color	Length (Feet)	Qty. Per Package	Lbs. Per Package	Working Load Limit	
					Lbs.	Kgs.
CC1841	Red	2 @ 6	10 Pr.	15	500	227
CC1845	Red	15	10	17	500	227
CC1850	Red	20	10	18	500	227





## Tie-Down Anchors & Cleats

Tie-down anchors fit into stake holes on pickup beds or utility trailers and provide a secure attachment point for straps. Cleats can be mounted on the side of a truck bed or a utility trailer and used to provide a secure location to attach utility straps or other tie downs such as rope. All are chrome plated for added appeal.



### Pickup Tie-Down Rope Cleats

Stock #: **CC1935**  
 Quantity Per Pkg: 2/Card  
 Weight: 0.75 Lbs./Pair  
 Factory Package: 10 Pr./Ctn.  
 WLL: 250 Lbs./114 Kgs.  
 Order Unit: Each



### Pickup Stake Bed Anchor

Stock #: **CC1931**  
 Quantity Per Pkg: 2/Clamshell  
 Weight: 2.00 Lbs./Pair  
 Factory Package: 10 Pr./Ctn.  
 WLL: 366 Lbs./166 Kgs.  
 Order Unit: Each



### Pickup Tie-Down Cleat (Flat)

Stock #: **CC1937**  
 Quantity Per Pkg: 1/Card  
 Weight: 0.50 Lbs./Each  
 Factory Package: 10/Ctn.  
 WLL: 250 Lbs./114 Kgs.  
 Order Unit: Each




### Pop-Up Anchor Point

Stock #: **CC1939**  
 Quantity Per Pkg: 2/Clamshell  
 Weight: 1.00 Lbs./Pair  
 Factory Package: 10 Pr./Ctn.  
 WLL: 250 Lbs./114 Kgs.  
 Order Unit: Each



## Cargo Nets

Stretch cords are formed into a net pattern to secure cargo in the back of a pick-up, SUV or automobile trunk. These nets have oversized plastic hooks for easy attachment. They will work with almost any cargo to assist in hauling it securely.



Stock #	Color	Size (Inches)	Cord Dia. (MM)	Qty. Per Package	Lbs. Per Package
CC8630	Black	30 x 50	4	8	10
CC8640	Black	40 x 50	4	8	12
CC8645	Black	60 x 72	5	4	12
CC8650	Black	72 x 96	5	4	16



Do not exceed Working Load Limits (WLL)!  
 See the SAFETY GUIDELINES section before using these products. Pages 150 - 155.

# HARDWARE & INDUSTRIAL

## 2" Ratchet Strap Assemblies

All heavy duty 2" cargo strap assemblies are made from premium, yellow, 12,000 Lb. tensile strength tested, polyester webbing for maximum durability. Meets all the requirements of the U.S. Department of Transportation (DOT), Canadian Council of Motor Transport Administrators (CCMTA) and Commercial Vehicle Safety Alliance (CVSA). 2" inline strap assemblies come standard with a 12" fixed end. Packaged in shrink wrapped plastic with a circle card.

### Standard Handle Ratchet - With Flat Hooks

Stock #	Color	Length (Feet)	Qty. Per Package	Lbs. Per Package	Working Load Limit	
					Lbs.	Kgs.
CC2127	Yellow	27	8	46	3,300	1,497
CC2130	Yellow	30	8	48	3,300	1,497



### Standard Handle Ratchet - With J-Hooks

Stock #	Color	Length (Feet)	Qty. Per Package	Lbs. Per Package	Working Load Limit	
					Lbs.	Kgs.
CC2327	Yellow	27	8	46	3,300	1,497
CC2330	Yellow	30	8	48	3,300	1,497

### Standard Handle Ratchet - With Grab Hooks

Stock #	Color	Length (Feet)	Qty. Per Package	Lbs. Per Package	Working Load Limit	
					Lbs.	Kgs.
CC2527	Yellow	27	8	58	3,300	1,497



### Wide Handle Ratchet - With Chain & Hook

Stock #	Color	Length (Feet)	Qty. Per Package	Lbs. Per Package	Working Load Limit	
					Lbs.	Kgs.
CC2545*	Yellow	15	8	80	3,300	1,497
CC2557	Yellow	27	4	43	3,300	1,497

\*Extra long, wide handle ratchet



## Wide Handle Ratchet - With Flat Hooks

Stock #	Color	Length (Feet)	Qty. Per Package	Lbs. Per Package	Working Load Limit	
					Lbs.	Kgs.
CC2627	Yellow	27	8	46	3,300	1,497
CC2630	Yellow	30	8	49	3,300	1,497
CC2640	Yellow	40	4	26	3,300	1,497



## Wide Handle Ratchet - With D-Rings

Stock #	Color	Length (Feet)	Qty. Per Package	Lbs. Per Package	Working Load Limit	
					Lbs.	Kgs.
CC2677	Yellow	27	8	46	3,300	1,497
CC2680	Yellow	30	8	47	3,300	1,497

## Wide Handle Ratchet - With Flat Snap Hooks

Stock #	Color	Length (Feet)	Qty. Per Package	Lbs. Per Package	Working Load Limit	
					Lbs.	Kgs.
CC2777	Yellow	27	8	46	3,300	1,497
CC2780	Yellow	30	8	47	3,300	1,497



## Wide Handle Ratchet - With J-Hooks

Stock #	Color	Length (Feet)	Qty. Per Package	Lbs. Per Package	Working Load Limit	
					Lbs.	Kgs.
CC2827	Yellow	27	8	45	3,300	1,497
CC2830	Yellow	30	8	48	3,300	1,497





Do not exceed Working Load Limits (WLL)! See the SAFETY GUIDELINES section before using these products. Pages 150 - 155.

# HARDWARE & INDUSTRIAL

## 2" Ratchet Strap Components

### 2" Inline Adjustable End Strap - With Hardware

Stock #	Type	Length (Feet)	Qty. Per Pkg.	Lbs. Per Pkg.	Working Load Limit	
					Lbs.	Kgs.
CC2029	Flat Hook	29	8	21	3,300	1,497
CC2039	Flat Snap Hook	29	8	23	3,300	1,497
CC2049	D-Ring	29	8	23	3,300	1,497
CC2059	J-Hook	29	8	22	3,300	1,497
CC2069	Grab Hook	29	8	27	3,300	1,497
CC2079	Chain & Hook	29	8	40	3,300	1,497



### 2" Inline Fixed End Strap - With Hardware

Stock #	Type	Length (Inches)	Qty. Per Pkg.	Lbs. Per Pkg.	Working Load Limit	
					Lbs.	Kgs.
CC2081	D-Ring	12	8	4	3,300	1,497
CC2082	J-Hook	12	8	6	3,300	1,497
CC2083	Flat Hook	12	8	7	3,300	1,497
CC2084	Grab Hook	12	8	12	3,300	1,497
CC2085	Chain & Hook	30	8	26	3,300	1,497
CC2086	Flat Snap Hook	12	8	7	3,300	1,497

### Replacement Ratchets

Stock #	Type	Size (Inches)	Qty. Per Pkg.	Lbs. Per Pkg.	Working Load Limit	
					Lbs.	Kgs.
CC2092	Standard	2	8	18	3,670	1,665
CC2094	Short Wide	2	8	19	3,670	1,665
CC2095	Extra Long Wide	2	8	20	3,670	1,665
CC3994	Standard	3	4	30	5,600	2,540



## 3" Ratchet Strap Assemblies

All heavy duty 3" cargo strap assemblies are made from premium, yellow, 15,000 Lb. tensile strength tested, polyester webbing for maximum durability. Meets all requirements of the U.S. Department of Transportation (DOT), Canadian Council of Motor Transport Administrators (CCMTA) and Commercial Vehicle Safety Alliance (CVSA). 3" inline strap assemblies come standard with a 18" fixed end. Packaged in shrink wrapped plastic with a circle card.

### Flat Hook Strap Assembly

Stock #	Length (Feet)	Qty. Per Package	Lbs. Per Package	Working Load Limit	
				Lbs.	Kgs.
Yellow					
CC3027	27	8	35	4,000	1,814
CC3030	30	8	38	4,000	1,814

### Grab Hook Strap Assembly

Stock #	Length (Feet)	Qty. Per Package	Lbs. Per Package	Working Load Limit	
				Lbs.	Kgs.
Yellow					
CC3427	27	8	36	4,000	1,814
CC3430	30	8	40	4,000	1,814

### V-Iron Strap Assembly

Stock #	Length (Feet)	Qty. Per Package	Lbs. Per Package	Working Load Limit	
				Lbs.	Kgs.
Yellow					
CC3527	27	8	37	4,000	1,814
CC3530	30	8	46	4,000	1,814



### Standard Handle Ratchet - With Flat Hooks

Stock #	Length (Feet)	Qty. Per Package	Lbs. Per Package	Working Load Limit	
				Lbs.	Kgs.
Yellow					
CC3626	27	4	50	4,000	1,814
CC3629	30	4	52	4,000	1,814

### Standard Handle Ratchet - With Grab Hooks

Stock #	Length (Feet)	Qty. Per Package	Lbs. Per Package	Working Load Limit	
				Lbs.	Kgs.
Yellow					
CC3636	27	4	58	4,000	1,814
CC3639	30	4	60	4,000	1,814



Do not exceed Working Load Limits (WLL)! See the SAFETY GUIDELINES section before using these products. Pages 150 - 155.



## 4" Strap Assemblies

All heavy duty 4" cargo strap assemblies are made from premium, yellow, 20,000 Lb. tensile strength tested, polyester webbing for maximum durability. Meets all requirements of the U.S. Department of Transportation (DOT), Canadian Council of Motor Transport Administrators (CCMTA) and Commercial Vehicle Safety Alliance (CVSA). 4" inline strap assemblies come standard with a 18" fixed end. Packaged in shrink wrapped plastic with a circle card.



### Flat Hook Strap Assembly

Stock #	Length (Feet)	Qty. Per Package	Lbs. Per Package	Working Load Limit	
				Lbs.	Kgs.
CC4027	27	8	46	5,000	2,268
CC4030	30	8	47	5,000	2,268
CC4060	60	4	41	5,000	2,268

### Sewn Loop Strap Assembly

Stock #	Length (Feet)	Qty. Per Package	Lbs. Per Package	Working Load Limit	
				Lbs.	Kgs.
CC4127	27	8	26	5,000	2,268
CC4130	30	8	33	5,000	2,268



### Chain & Hook Strap Assembly

Stock #	Length (Feet)	Qty. Per Package	Lbs. Per Package	Working Load Limit	
				Lbs.	Kgs.
CC4227	27	8	54	5,000	2,268
CC4230	30	8	56	5,000	2,268

### Plain Strap (No Hardware)

Stock #	Length (Feet)	Qty. Per Package	Lbs. Per Package	Working Load Limit	
				Lbs.	Kgs.
CC4327	28	8	31	5,000	2,268
CC4330	31	8	36	5,000	2,268



## V-Iron Strap Assembly

Stock #	Length (Feet)	Qty. Per Package	Lbs. Per Package	Working Load Limit	
				Lbs.	Kgs.
Yellow					
CC4527	27	8	39	5,000	2,268
CC4530	30	8	45	5,000	2,268
CC4560	60	4	42	5,000	2,268



## Standard Handle Ratchet Strap Assembly - With Flat Hooks

Stock #	Length (Feet)	Qty. Per Package	Lbs. Per Package	Working Load Limit	
				Lbs.	Kgs.
Yellow					
CC4730	30	4	55	5,000	2,268

## 4" Fixed End Strap - With Flat Hooks

Stock #	Length (Inches)	Qty. Per Package	Lbs. Per Package	Working Load Limit	
				Lbs.	Kgs.
Yellow					
CC4783	18	4	6	5,000	2,268



## Roll-Off Container Hook Strap Assembly

Government regulations require that all roll-on/roll-off containers use a securement device. Our bolt-on hook assembly allows for easy strap replacement.



Stock #	Length (Feet)	Qty. Per Package	Lbs. Per Package	Working Load Limit	
				Lbs.	Kgs.
Yellow					
CC4605	5	8	44	5,000	2,268

## Container Tie-Down Replacement Strap

Stock #	Length (Feet)	Qty. Per Package	Lbs. Per Package	Working Load Limit	
				Lbs.	Kgs.
Yellow					
CC4686	5	8	44	5,000	2,268



Do not exceed Working Load Limits (WLL)!  
See the SAFETY GUIDELINES section before using these products. Pages 150 - 155.


# HARDWARE & INDUSTRIAL

## 2" Interior Van Straps

Our interior van straps are designed for use inside van trailers equipped with wood or metal rails and E-Series/F-Series track. When used properly they will secure most loads from shifting or falling. All van straps come standard with a 4' fixed end and a captivated adjustable end. Packaged in shrink wrapped plastic with circle card.

### CAM Buckle - With Spring E-Clip

Stock #	Color	Length (Feet)	Qty. Per Pkg.	Lbs. Per Pkg.	Working Load Limit	
					Lbs.	Kgs.
CC3712	Yellow	12	12	19	835	379
CC3716	Gray	16	12	22	835	379
CC3720	Blue	20	8	16	835	379




### Ratchet - With Spring E-Clip

Stock #	Color	Length (Feet)	Qty. Per Pkg.	Lbs. Per Pkg.	Working Load Limit	
					Lbs.	Kgs.
CC3812	Yellow	12	8	19	1,000	454
CC3816	Gray	16	8	21	1,000	454
CC3820	Blue	20	8	22	1,000	454

### Ratchet - With F-Track Hook

Stock #	Color	Length (Feet)	Qty. Per Pkg.	Lbs. Per Pkg.	Working Load Limit	
					Lbs.	Kgs.
CC3862	Yellow	12	8	18	735	333
CC3866	Gray	16	8	20	735	333
CC3870	Blue	20	8	21	735	333





## BoardClamp™ - With Ratchet Assembly

The fast and efficient interior van strap for trailers with wood or metal rails. Grips rails or boards with a thickness range of 1/3" - 1 1/4". The exclusive cinch clamping action creates more tension when stress is applied to the strap. Rubber contact surfaces provide excellent grip.

Stock #	Color	Length (Feet)	Qty. Per Pkg.	Lbs. Per Pkg.	Working Load Limit	
					Lbs.	Kgs.
CC3882	Yellow	12	4	17	1,000	454
CC3886	Gray	16	4	18	1,000	454
CC3890	Blue	20	4	19	1,000	454



## Rope Tie w/E-Clip

Stock #: **CC3703**  
 Length: 6"  
 Color: Multi  
 Weight: 0.50 Lbs. / each  
 Factory Package: 8 / ctn  
 WLL: 1,000Lbs. / 454 Kgs.  
 Order Unit: Each



## BoardClamp™

Stock #: **CC92150**  
 Weight: 2.75 Lbs. / each  
 Factory Package: 10 / ctn  
 WLL: 1,000Lbs. / 454 Kgs.  
 Order Unit: Each



Do not exceed Working Load Limits (WLL)!  
 See the SAFETY GUIDELINES section before using these products. Pages 150 - 155.

# HARDWARE & INDUSTRIAL

## Boat Straps & Winches

### Gunwale & Transom Tie-Down Straps - 2" Wide

2" wide premium grade nylon webbing with easy to use over center chrome finish buckles and heavy-duty S hooks. The chrome finish on the hardware resists rust and looks great. Gunwale straps are used to secure a boat to the trailer by crossing the top of the boat over the gunnels. Transom straps are used to secure the rear of the boat to the trailer.



Stock #	Description	Length (Feet)	Qty. Per Package	Lbs. Per Package	Working Load Limit	
					Lbs.	Kgs.
CC1712	Gunwale Straps with S-Hooks	12	10	15	1,100	500
CC1716	Gunwale Straps with S-Hooks	16	10	15	1,100	500
CC1720	Gunwale Straps with S-Hooks	20	10	17	1,100	500
CC1734	Transom Strap with S-Hooks	4	10 Pr.	14	1,100	500
CC1736	Transom Strap with S-Hooks	6	10 Pr.	15	1,100	500

### Boat Trailer Winches

Hand operated winches for boat trailers with either galvanized aircraft cable or webbing and a latch hook. The winches and hooks are zinc plated to protect from rusting. They have a 4.1:1 gear ratio for easier cranking.



Stock #	Description	Length (Feet)	Winch		Qty. Per Pkg.	Lbs. Per Pkg.	Working Load Limit	
			Type	Gear Ratio			Lbs.	Kgs.
CC5707	Hand Winch with 3/16" GAC & Hook	30	2 Way / 1 Speed	4.1:1	6	54	1,200	544
CC5725	Hand Winch with 2" Web Strap & Hook	30	2 Way / 1 Speed	4.1:1	6	48	1,200	544

### Boat Trailer Winch Replacement Strap - 2" Wide

This replacement strap is made from 2" wide premium grade nylon webbing and chrome finished hardware to resist rust and look great.



Stock #	Description	Length (Feet)	Qty. Per Package	Lbs. Per Package	Working Load Limit	
					Lbs.	Kgs.
CC1790	Winch Strap with Latch Hook	30	10	18	1,200	544

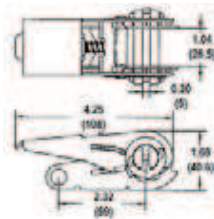


## Bulk Strap Hardware

### 1" Standard Ratchet

Stock #: **CC91101**  
 Finish: Yellow Zinc  
 WLL: 500 Lbs./227 Kgs.  
 Weight Each: 0.50 Lbs.

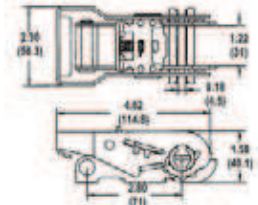
Factory Package: 100  
 Order Unit: Each  
 Design Factor: 3:1



### 1" Extra Heavy Duty Ratchet

Stock #: **CC91102**  
 Finish: Yellow Zinc  
 WLL: 1,100 Lbs./500 Kgs.  
 Weight Each: 0.75 Lbs.

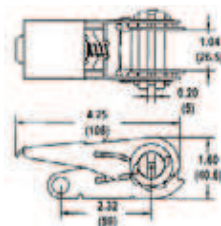
Factory Package: 40  
 Order Unit: Each  
 Design Factor: 3:1



### 1" Chrome Ratchet

Stock #: **CC91150**  
 Finish: Chrome  
 WLL: 500 Lbs./227 Kgs.  
 Weight Each: 0.50 Lbs.

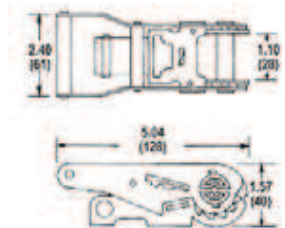
Factory Package: 100  
 Order Unit: Each  
 Design Factor: 3:1



### 1" Stainless Wide Handle Ratchet

Stock #: **CC91225**  
 Finish: Stainless Steel  
 WLL: 1,100 Lbs./500 Kgs.  
 Weight Each: 0.80 Lbs.

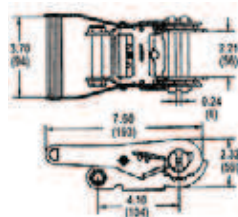
Factory Package: 60  
 Order Unit: Each  
 Design Factor: 3:1



### 2" Short Wide Ratchet

Stock #: **CC92101**  
 Finish: Yellow Zinc  
 WLL: 3,670 Lbs./1,665 Kgs.  
 Weight Each: 2.35 Lbs.

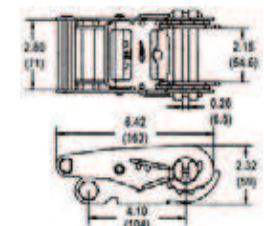
Factory Package: 20  
 Order Unit: Each  
 Design Factor: 3:1



### 2" Standard Ratchet

Stock #: **CC92102**  
 Finish: Yellow Zinc  
 WLL: 3,670 Lbs./1,665 Kgs.  
 Weight Each: 2.21 Lbs.

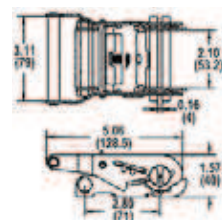
Factory Package: 20  
 Order Unit: Each  
 Design Factor: 3:1



### 2" Light Duty Ratchet

Stock #: **CC92108**  
 Finish: Yellow Zinc  
 WLL: 1,500 Lbs./680 Kgs.  
 Weight Each: 1.30 Lbs.

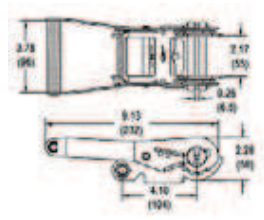
Factory Package: 100  
 Order Unit: Each  
 Design Factor: 3:1



### 2" Extra Long Wide Ratchet

Stock #: **CC92112**  
 Finish: Yellow Zinc  
 WLL: 3,670 Lbs./1,665 Kgs.  
 Weight Each: 2.45 Lbs.

Factory Package: 20  
 Order Unit: Each  
 Design Factor: 3:1



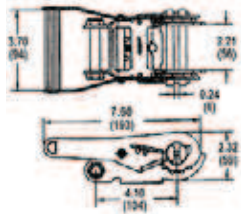
Do not exceed Working Load Limits (WLL)!  
 See the SAFETY GUIDELINES section before using these products. Pages 150 - 155.

## Bulk Strap Hardware cont.

### 2" Stainless Short Wide Ratchet

Stock #: **CC92201**  
 Finish: Stainless Steel  
 WLL: 2,200 Lbs./1,000 Kgs.  
 Weight Each: 2.21 Lbs.

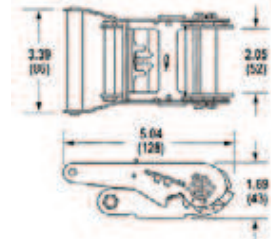
Factory Package: 20  
 Order Unit: Each  
 Design Factor: 3:1



### 2" Stainless Light Duty Wide Handle Ratchet

Stock #: **CC92208**  
 Finish: Stainless Steel  
 WLL: 1,466 Lbs./665 Kgs.  
 Weight Each: 1.15 Lbs.

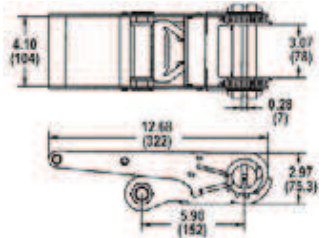
Factory Package: 40  
 Order Unit: Each  
 Design Factor: 3:1



### 3" Standard Ratchet

Stock #: **CC93000**  
 Finish: Yellow Zinc  
 WLL: 5,600 Lbs./2,540 Kgs.  
 Weight Each: 7.40 Lbs.

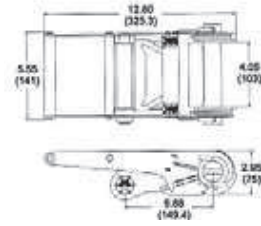
Factory Package: 5  
 Order Unit: Each  
 Design Factor: 3:1



### 4" Standard Ratchet

Stock #: **CC94000**  
 Finish: Yellow Zinc  
 WLL: 6,800 Lbs./3,085 Kgs.  
 Weight Each: 9.70 Lbs.

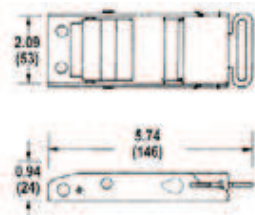
Factory Package: 5  
 Order Unit: Each  
 Design Factor: 3:1



### 1.75" Over Center Buckle

Stock #: **CC91750**  
 Finish: Chrome  
 WLL: 1,150 Lbs./520 Kgs.  
 Weight Each: 0.45 Lbs.

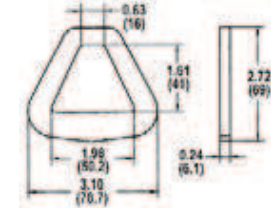
Factory Package: 80  
 Order Unit: Each  
 Design Factor: 3:1



### 2" Stamped Flat D-Ring

Stock #: **CC92107**  
 Finish: Yellow Zinc  
 WLL: 3,333 Lbs./1,510 Kgs.  
 Weight Each: 0.28 Lbs.

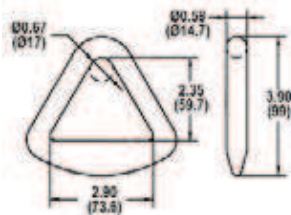

Factory Package: 200  
 Order Unit: Each  
 Design Factor: 3:1



### 3" Forged V-Iron (D-ring)

Stock #: **CC93101**  
 Finish: Bright Zinc  
 WLL: 5,400 Lbs./2,450 Kgs.  
 Weight Each: 0.83 Lbs.

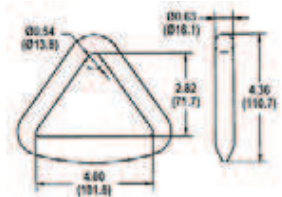

Factory Package: 60  
 Order Unit: Each  
 Design Factor: 3:1



### 4" Forged V-Iron (D-ring)

Stock #: **CC94101**  
 Finish: Bright Zinc  
 WLL: 6,670 Lbs./3,025 Kgs.  
 Weight Each: 1.15 Lbs.

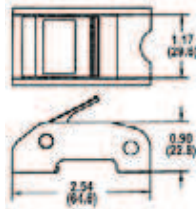
Factory Package: 50  
 Order Unit: Each  
 Design Factor: 3:1



## 1" Extra Heavy Duty CAM Buckle

Stock #: **CC91115**  
 Finish: Yellow Zinc  
 WLL: 500 Lbs./225 Kgs.  
 Weight Each: 0.29 Lbs.

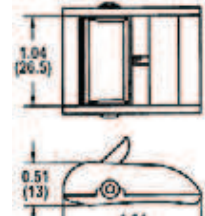

Factory Package: 200  
 Order Unit: Each  
 Design Factor: 3:1



## 1" Light Duty CAM Buckle

Stock #: **CC91108**  
 Finish: Zinc  
 WLL: 200 Lbs./90 Kgs.  
 Weight Each: 0.18 Lbs.

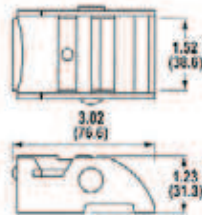
Factory Package: 500  
 Order Unit: Each  
 Design Factor: 3:1



## 1" Over Center Buckle

Stock #: **CC91118**  
 Finish: Bright Zinc  
 WLL: 660 Lbs./300 Kgs.  
 Weight Each: 0.34 Lbs.

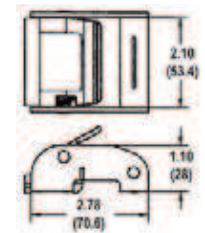
Factory Package: 100  
 Order Unit: Each  
 Design Factor: 3:1



## 2" CAM Buckle

Stock #: **CC92106**  
 Finish: Zinc  
 WLL: 835 Lbs./380 Kgs.  
 Weight Each: 0.55 Lbs.

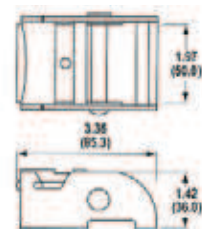
Factory Package: 100  
 Order Unit: Each  
 Design Factor: 3:1



## 2" Over Center Buckle

Stock #: **CC92119**  
 Finish: Bright Zinc  
 WLL: 1,100 Lbs./500 Kgs.  
 Weight Each: 0.61 Lbs.

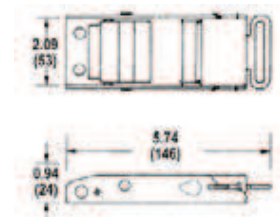
Factory Package: 60  
 Order Unit: Each  
 Design Factor: 3:1



## 2" Stainless Over Center Buckle

Stock #: **CC92250**  
 Finish: Stainless Steel  
 WLL: 1,000 Lbs./455 Kgs.  
 Weight Each: 0.70 Lbs.

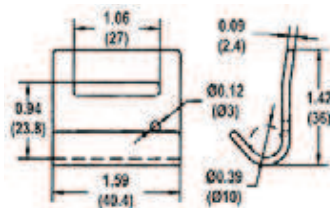
Factory Package: 60  
 Order Unit: Each  
 Design Factor: 3:1



## 1" Flat Hook

Stock #: **CC91116**  
 Finish: Black PVC  
 WLL: 220 Lbs./100 Kgs.  
 Weight Each: 0.07 Lbs.

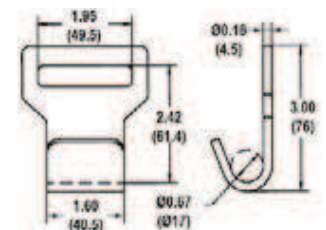
Factory Package: 500  
 Order Unit: Each  
 Design Factor: 3:1



## 2" Narrow Flat Hook

Stock #: **CC92117**  
 Finish: Yellow Zinc  
 WLL: 2,200 Lbs./1,000 Kgs.  
 Weight Each: 0.66 Lbs.

Factory Package: 100  
 Order Unit: Each  
 Design Factor: 3:1



Do not exceed Working Load Limits (WLL)!  
 See the SAFETY GUIDELINES section before using these products. Pages 150 - 155.



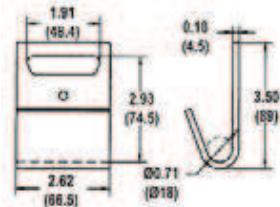

# HARDWARE & INDUSTRIAL

## Bulk Strap Hardware cont.

### 2" Flat Hook (w/ Wear Clip)

Stock #: **CC92103**  
 Finish: Yellow Zinc  
 WLL: 3,335 Lbs./1,513 Kgs.  
 Weight Each: 0.67 Lbs.

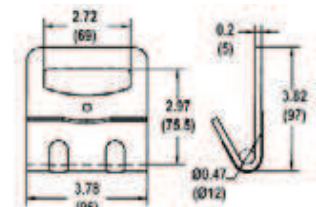

Factory Package: 80  
 Order Unit: Each  
 Design Factor: 3:1



### 4" Flat Hook (w/ Wear Clip)

Stock #: **CC94103**  
 Finish: Yellow Zinc  
 WLL: 5,000 Lbs./2,268 Kgs.  
 Weight Each: 1.04 Lbs.

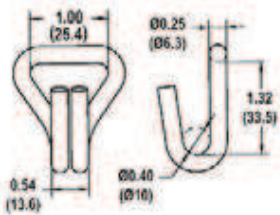
Factory Package: 60  
 Order Unit: Each  
 Design Factor: 3:1



### 1" Double J-Hook (Short)

Stock #: **CC91123**  
 Finish: Yellow Zinc  
 WLL: 835 Lbs./378 Kgs.  
 Weight Each: 0.16 Lbs.

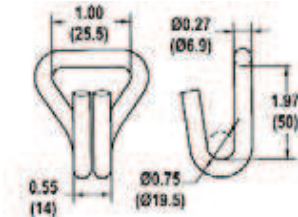
Factory Package: 500  
 Order Unit: Each  
 Design Factor: 3:1



### 1" Double J-Hook (Long)

Stock #: **CC91103**  
 Finish: Yellow Zinc  
 WLL: 1,100 Lbs./500 Kgs.  
 Weight Each: 0.25 Lbs.

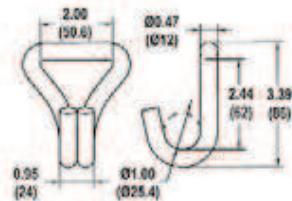
Factory Package: 300  
 Order Unit: Each  
 Design Factor: 3:1



### 2" Double J-Hook

Stock #: **CC92105**  
 Finish: Yellow Zinc  
 WLL: 3,670 Lbs./1,664 Kgs.  
 Weight Each: 0.71 Lbs.

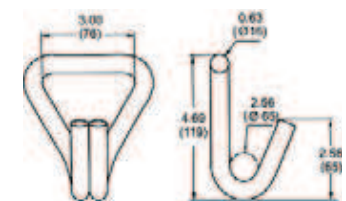
Factory Package: 80  
 Order Unit: Each  
 Design Factor: 3:1



### 3" Double J-Hook

Stock #: **CC93105**  
 Finish: Yellow Zinc  
 WLL: 7,333 Lbs./3,326 Kgs.  
 Weight Each: 1.50 Lbs.

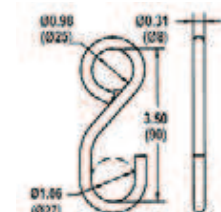
Factory Package: 40  
 Order Unit: Each  
 Design Factor: 3:1



### 1" S-Hook (8mm)

Stock #: **CC91104**  
 Finish: Yellow Zinc  
 WLL: 500 Lbs./227 Kgs.  
 Weight Each: 0.20 Lbs.

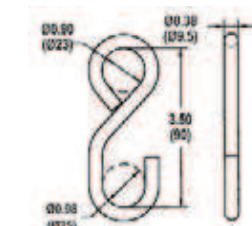
Factory Package: 200  
 Order Unit: Each  
 Design Factor: 3:1



### 1" Vinyl Coated S-Hook (8mm)

Stock #: **CC91106**  
 Finish: Black PVC  
 WLL: 500 Lbs./227 Kgs.  
 Weight Each: 0.22 Lbs.

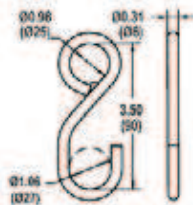
Factory Package: 200  
 Order Unit: Each  
 Design Factor: 3:1



## 1" Chrome S-Hook (8mm)

Stock #: **CC91154**  
 Finish: Chrome  
 WLL: 500 Lbs./227 Kgs  
 Weight Each: 0.15 Lbs.

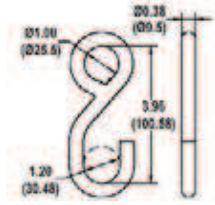
Factory Package: 100  
 Order Unit: Each  
 Design Factor: 3:1



## 1" S-Hook (9mm)

Stock #: **CC91105**  
 Finish: Yellow Zinc  
 WLL: 833 Lbs./377 Kgs.  
 Weight Each: 0.31 Lbs.

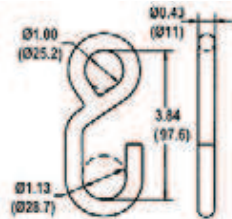
Factory Package: 150  
 Order Unit: Each  
 Design Factor: 3:1



## 1" Vinyl Coated S-Hook (9mm)

Stock #: **CC91107**  
 Finish: Black PVC  
 WLL: 833 Lbs./377 Kgs.  
 Weight Each: 0.39 Lbs.

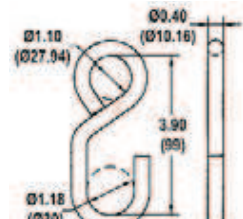
Factory Package: 150  
 Order Unit: Each  
 Design Factor: 3:1



## 1" Chrome S-Hook (10mm)

Stock #: **CC91152**  
 Finish: Chrome  
 WLL: 1,100 Lbs./500 Kgs.  
 Weight Each: 0.44 Lbs.

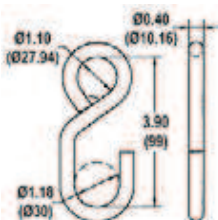
Factory Package: 120  
 Order Unit: Each  
 Design Factor: 3:1



## 1" S-Hook (10mm)

Stock #: **CC91120**  
 Finish: Yellow Zinc  
 WLL: 1,100 Lbs./500 Kgs.  
 Weight Each: 0.39 Lbs.

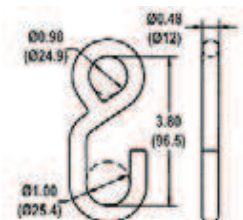
Factory Package: 120  
 Order Unit: Each  
 Design Factor: 3:1



## 1" Vinyl Coated S-Hook (10mm)

Stock #: **CC91122**  
 Finish: Black PVC  
 WLL: 1,100 Lbs./500 Kgs.  
 Weight Each: 0.42 Lbs.

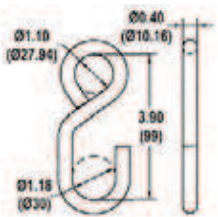
Factory Package: 120  
 Order Unit: Each  
 Design Factor: 3:1



## 1" Stainless Steel S-Hook (10mm)

Stock #: **CC91260**  
 Finish: Stainless Steel  
 WLL: 500 Lbs./227 Kgs.  
 Weight Each: 0.80 Lbs.

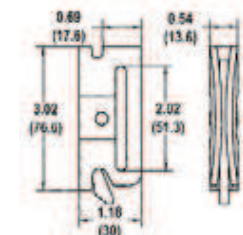

Factory Package: 120  
 Order Unit: Each  
 Design Factor: 3:1



## 2" Spring E-Clip (For E & A Tracks)

Stock #: **CC92104**  
 Finish: Yellow Zinc  
 WLL: 1,500 Lbs./680 Kgs.  
 Weight Each: 0.18 Lbs.

Factory Package: 250  
 Order Unit: Each  
 Design Factor: 3:1



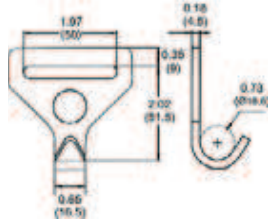

Do not exceed Working Load Limits (WLL)  
 See the SAFETY GUIDELINES section before using these products. Pages 150 - 155.

## Bulk Strap Hardware cont.

### 2" F-Track Hook

Stock #: **CC92115**  
 Finish: Yellow Zinc  
 WLL: 735 Lbs./335 Kgs.  
 Weight Each: 0.19 Lbs.

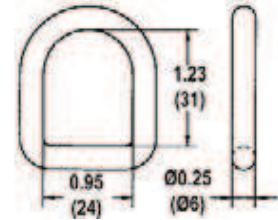
Factory Package: 250  
 Order Unit: Each  
 Design Factor: 3:1



### 1" Heavy Duty D-Ring

Stock #: **CC91110**  
 Finish: Yellow Zinc  
 WLL: 1,670 Lbs./757 Kgs.  
 Weight Each: 0.07 Lbs.

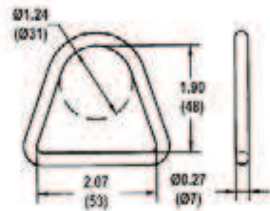
Factory Package: 500  
 Order Unit: Each  
 Design Factor: 3:1



### 2" Wire Formed D-Ring

Stock #: **CC92109**  
 Finish: Yellow Zinc  
 WLL: 1,670 Lbs./757 Kgs.  
 Weight Each: 0.28 Lbs.

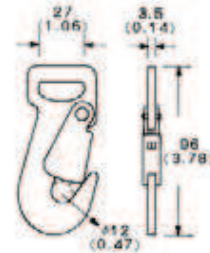
Factory Package: 300  
 Order Unit: Each  
 Design Factor: 3:1



### 1" Snap Hook

Stock #: **CC91130**  
 Finish: Bright Zinc  
 WLL: 1,000 Lbs./454 Kgs.  
 Weight Each: 0.20 Lbs.

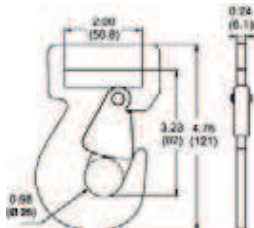
Factory Package: 200  
 Order Unit: Each  
 Design Factor: 3:1



### 2" Heavy Duty Snap Hook

Stock #: **CC92123**  
 Finish: Yellow Zinc  
 WLL: 3,666 Lbs./1,662 Kgs.  
 Weight Each: 0.60 Lbs.

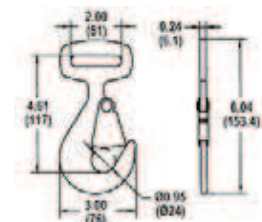
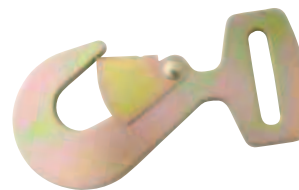
Factory Package: 100  
 Order Unit: Each  
 Design Factor: 3:1



### 2" Flat Snap Hook

Stock #: **CC92110**  
 Finish: Yellow Zinc  
 WLL: 3,666 Lbs./1,662 Kgs.  
 Weight Each: 0.70 Lbs.

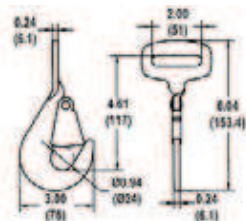

Factory Package: 50  
 Order Unit: Each  
 Design Factor: 3:1



### 2" Twist Snap Hook

Stock #: **CC92111**  
 Finish: Yellow Zinc  
 WLL: 3,666 Lbs./1,662 Kgs.  
 Weight Each: 0.85 Lbs.

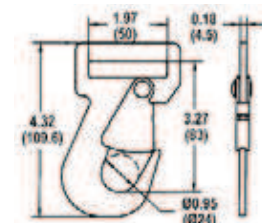
Factory Package: 60  
 Order Unit: Each  
 Design Factor: 3:1



### 2" Snap Hook

Stock #: **CC92113**  
 Finish: Yellow Zinc  
 WLL: 2,000 Lbs./907 Kgs.  
 Weight Each: 0.37 Lbs.

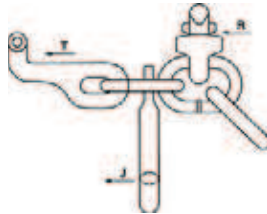
Factory Package: 100  
 Order Unit: Each  
 Design Factor: 3:1



## RTJ Cluster Hook (3 Link for Chain)

Stock #: **CC92130**  
 Finish: Bright Zinc  
 WLL: 4,000 Lbs./1,815 Kgs.  
 Weight Each: 2.65 Lbs

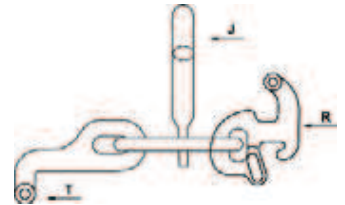
Factory Package: 10  
 Order Unit: Each  
 Design Factor: 3:1



## RTJ Cluster Hook (1 Link for Web)

Stock #: **CC92132**  
 Finish: Bright Zinc  
 WLL: 4,000 Lbs./1,815 Kgs.  
 Weight Each: 2.28 Lbs.

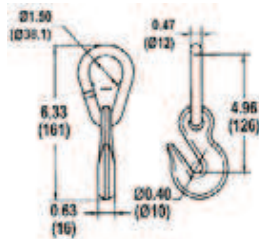
Factory Package: 10  
 Order Unit: Each  
 Design Factor: 3:1



## 5/16" Eye Grab Hook (w/ Pear Link)

Stock #: **CC93109**  
 Finish: Bright Zinc  
 WLL: 3,900 Lbs./1,770 Kgs.  
 Weight Each: 1.00 Lbs.

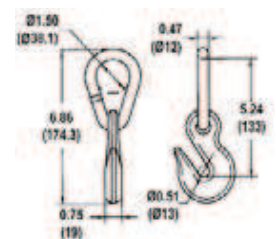
Factory Package: 50  
 Order Unit: Each  
 Design Factor: 3:1



## 3/8" Eye Grab Hook (w/ Pear Link)

Stock #: **CC93102**  
 Finish: Bright Zinc  
 WLL: 5,400 Lbs./2,450 Kgs.  
 Weight Each: 1.45 Lbs.

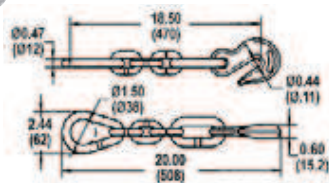
Factory Package: 50  
 Order Unit: Each  
 Design Factor: 3:1



## 5/16" X 18" HT Chain (w/ Pear & Grab Hook)

Stock #: **CC93110**  
 Finish: Bright Zinc  
 WLL: 3,900 Lbs./1,770 Kgs.  
 Weight Each: 2.10 Lbs.

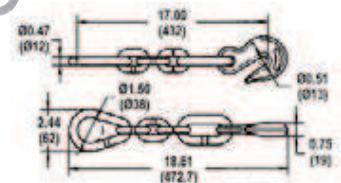
Factory Package: 100  
 Order Unit: Each  
 Design Factor: 3:1



## 3/8" X 18" HT Chain (w/ Pear & Grab Hook)

Stock #: **CC94110**  
 Finish: Bright Zinc  
 WLL: 5,400 Lbs./2,450 Kgs.  
 Weight Each: 3.31 Lbs.

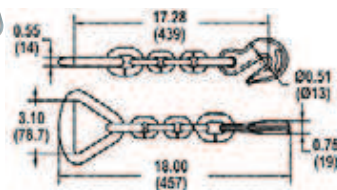
Factory Package: 150  
 Order Unit: Each  
 Design Factor: 3:1



## 3/8" X 18" HT Chain (w/ 3" V & Grab Hook)

Stock #: **CC9411-V3**  
 Finish: Bright Zinc  
 WLL: 5,400 Lbs./2,450 Kgs.  
 Weight Each: 3.10 Lbs.

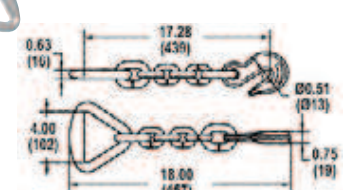
Factory Package: 50  
 Order Unit: Each  
 Design Factor: 3:1



## 3/8" X 18" HT Chain (w/ 4" V & Grab Hook)

Stock #: **CC9411-V4**  
 Finish: Bright Zinc  
 WLL: 5,400 Lbs./2,450 Kgs.  
 Weight Each: 3.30 Lbs.

Factory Package: 50  
 Order Unit: Each  
 Design Factor: 3:1



Do not exceed Working Load Limits (WLL)!  
 See the SAFETY GUIDELINES section before using these products. Pages 150 - 155.

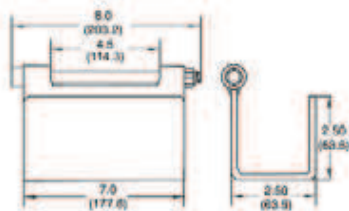
# HARDWARE & INDUSTRIAL

## Bulk Strap Hardware cont.

### 4" Roll-Off Container Hook

Stock #: **CC94125**  
 Finish: Black  
 WLL: 5,000 Lbs./2,268 Kgs.  
 Weight Each: 4.50 Lbs.

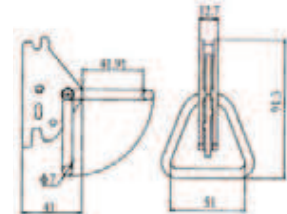
Factory Package: 20  
 Order Unit: Each  
 Design Factor: 3:1



### 2" Spring E Clip (w/ D-Ring)

Stock #: **CC92116**  
 Finish: Yellow Zinc  
 WLL: 1,366 Lbs./620 Kgs.  
 Weight Each: 0.35 Lbs.

Factory Package: 100  
 Order Unit: Each  
 Design Factor: 3:1



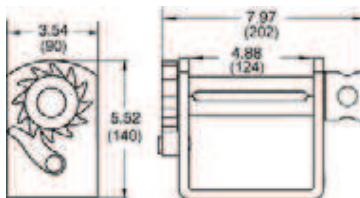
## Winches

All winches, when installed properly, provide for a safe and secure method of cargo tie-down on flat bed style trailers. They are made from medium carbon steel and meet all requirements of the DOT, CVSA and the CCMTA. For use with 2", 3" & 4" webbing and cable.

### Standard Bottom Mount Weld-On Web Winch

Stock #: **CC5850**  
 Finish: Black Powder  
 WLL: 6,000 Lbs./2,722 Kgs.  
 Weight Each: 9.50 Lbs.

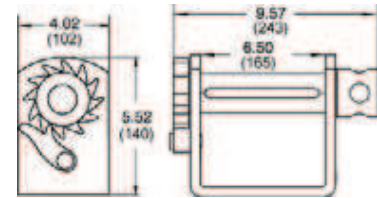
Factory Package: 6  
 Order Unit: Each  
 Design Factor: 3:1



### Combination Bottom Mount Weld-On Web & Cable Winch

Stock #: **CC5854**  
 Finish: Black Powder  
 WLL: 5,500 Lbs./2,495 Kgs.  
 Weight Each: 12.30 Lbs.

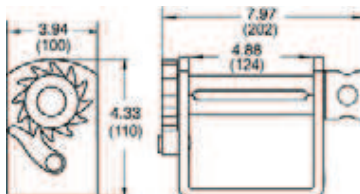
Factory Package: 6  
 Order Unit: Each  
 Design Factor: 3:1



### Standard Low-Profile Side Mount Weld-On Web Winch

Stock #: **CC5860**  
 Finish: Black Powder  
 WLL: 6,000 Lbs./2,722 Kgs.  
 Weight Each: 9.00 Lbs.

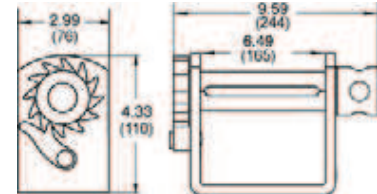
Factory Package: 6  
 Order Unit: Each  
 Design Factor: 3:1



### Combination Low Profile Mount Weld-On Web & Cable Winch

Stock #: **CC5864**  
 Finish: Black Powder  
 WLL: 5,500 Lbs./2,495 Kgs.  
 Weight Each: 10.85 Lbs.

Factory Package: 6  
 Order Unit: Each  
 Design Factor: 3:1



## For Proper Winch Use:

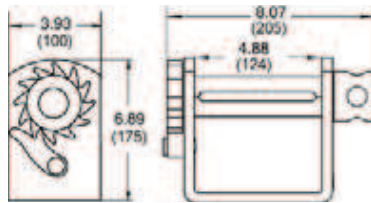
- Use extreme caution when tensioning the winch/assembly to assure the latch/pawl is fully engaged in the gear sprocket teeth before releasing the pressure on the winch bar. Always keep hands and fingers away from the winch pawl & keep face, head and body out of path of winch bar.



## Standard Slider Winch

Stock #: **CC5900**  
 Finish: Black Powder  
 WLL: 5,500 Lbs./2,495 Kgs.  
 Weight Each: 11.35 Lbs.

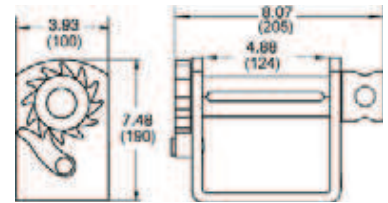
Factory Package: 6  
 Order Unit: Each  
 Design Factor: 3:1



## Storable Slider Winch

Stock #: **CC5906**  
 Finish: Black Powder  
 WLL: 5,500 Lbs./2,495 Kgs.  
 Weight Each: 11.50 Lbs.

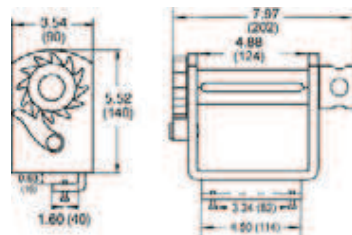
Factory Package: 6  
 Order Unit: Each  
 Design Factor: 3:1



## Standard Bottom Mount Portable Web Winch (w/ 2 bolts)

Stock #: **CC5955**  
 Finish: Black Powder  
 WLL: 6,000 Lbs./2,722 Kgs.  
 Weight Each: 10.85 Lbs.

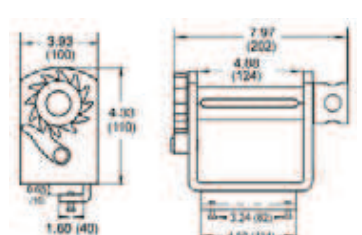
Factory Package: 6  
 Order Unit: Each  
 Design Factor: 3:1



## Low-Profile Side Mount Portable Web Winch (w/ 2 bolts)

Stock #: **CC5965**  
 Finish: Black Powder  
 WLL: 6,000 Lbs./2,722 Kgs.  
 Weight Each: 11.50 Lbs.

Factory Package: 6  
 Order Unit: Each  
 Design Factor: 3:1

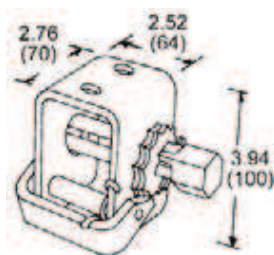



Lashing winches, for use with 2" webbing, can be welded or bolted onto a trailer. Winch design offers similar features of a ratchet buckle with its quick release. Hex drive style requires a 1 1/8" hex head wrench or socket.

## Lashing Winch (w/ Hex Drive)

Stock #: **CC5820**  
 Finish: Black Powder  
 WLL: 3,335 Lbs./1,515 Kgs.  
 Weight Each: 3.55 Lbs.

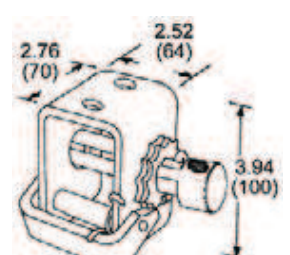
Factory Package: 10  
 Order Unit: Each  
 Design Factor: 3:1



## Lashing Winch (w/ Standard Bar Drive)

Stock #: **CC5822**  
 Finish: Black Powder  
 WLL: 3,335 Lbs./1,515 Kgs.  
 Weight Each: 3.10 Lbs.

Factory Package: 10  
 Order Unit: Each  
 Design Factor: 3:1



## For Proper Winch Use (cont.)

- Inspect all binding components (winch, strap assembly, chain assembly, loadbinder) prior to each use. Never use damaged or worn equipment. Remove from service and replace with new. Do not attempt to repair. Winch bars are used entirely at the users own risk and the use of a winch bar demonstrates an understanding of the risks and a willingness to accept the consequences of possible property damage, serious personal injury and/or loss of life.
- When using Peerless winch bars with winches the tapered point of the bar must be inserted completely through both holes in the winch cap. Failure to insert bar correctly could cause the bar to slip and result in serious personal injury and/or loss of life. During tightening and before releasing the tie down assembly, check the winch pawl to insure it has properly engaged the gear sprocket. Always grip the winch bar at the knurled section of the bar for increased safety. Reference the SAFETY GUIDELINES section of this catalog for more information.



Do not exceed Working Load Limits (WLL)!  
 See the SAFETY GUIDELINES section before using these products. Pages 150 - 155.

# HARDWARE & INDUSTRIAL

## Winch Bars, Hard Parts & CargoGuard™

### Winch Bars

Winch bars feature a knurled handle for a safe grip as well as tapered case hardened ribbed nose piece for strength and to prevent slippage.

Stock #	Finish	Type	Length (Inches)	Qty. Per Package	Lbs. Per Package
CC5505	Painted	Standard	32.5	6	32
CC5506	Chrome	Standard	32.5	6	32
CC5515	Painted	Combination	37	6	41
CC5516	Chrome	Combination	37	6	41



### CargoBar Rack (For Square Bars Only)

Stock #: **CC5620**  
Weight: 6.25 Lbs./Ea.  
Factory Package: 8/Ctn.  
Order Unit: Each



### Weld-On C-Hook

Stock #: **CC5626**  
Weight: 0.83 Lbs./Ea.  
Factory Package: 12/Ctn.  
Order Unit: Each



### 4" Metal Corner

Stock #: **CC5630**  
Weight: 1.46 Lbs./Ea.  
Factory Package: 24/Ctn.  
Order Unit: Each



### 4" Rubber Corner

Stock #: **CC5634**  
Weight: 0.88 Lbs./Ea.  
Factory Package: 50/Ctn.  
Order Unit: Each



### 16" Galvanized Corner

Stock #: **CC5635**  
Weight: 1.83 Lbs./Ea.  
Factory Package: 24/Ctn.  
Order Unit: Each




### HD Beam Socket

Stock #: **CC5642**  
Weight: 0.92 Lbs./Ea.  
Factory Package: 12/Ctn.  
Order Unit: Each



### G-70 Floor Chain Anchor (3/8 chain)

Stock #: **CC5656**  
Weight: 3.45 Lbs./Ea.  
Factory Package: 10/Ctn.  
Order Unit: Each



### 4" Plastic Corner

Stock #: **CC5680**  
Weight: 0.30 Lbs./Ea.  
Factory Package: 24/Ctn.  
Order Unit: Each




### Strap Winder

Stock #: **CC5695**  
Weight: 3.17 Lbs./Ea.  
Factory Package: 6/Ctn.  
Order Unit: Each


## CargoGuard™ Flexible Corner Protectors

CargoGuards feature patented, multiple living hinges that adapt to the form of any cargo, regardless of the shape. It is designed to protect both the strap and the cargo and can be installed even after the strap has been placed on the load. Made from high impact thermo-plastic, 2 or more snap together for any required length. They can be neatly stacked and are available for both 2" and 4" straps.



### CargoGuard (For 2" Straps)

Stock #: **CC5681**  
Weight: 0.07 Lbs./Ea.  
Factory Package: 24/Ctn.  
Order Unit: Each



### CargoGuard (For 2" & 4" Straps)

Stock #: **CC5682**  
Weight: 0.10 Lbs./Ea.  
Factory Package: 24/Ctn.  
Order Unit: Each



### CargoGuard 2 pk (For 2" & 4" Straps)

Stock #: **CC5684**  
Weight: 0.21 Lbs./Pkg.  
Factory Package: 24/Ctn.  
Order Unit: Each



## Rubber & Elastic Tie-Down Accessories

### EPDM Rubber Rope

Stock #	Size (inches)	Type	Length (Feet)	Qty. Per Package	Lbs. Per Package
CC8170	3/8	Hollow Core	150	1	9
CC8173	3/8	Solid Core	150	1	11
CC8175	7/16	Hollow Core	150	1	12
CC8178	7/16	Solid Core	150	1	14



### EPDM Rubber Tarp Strap - With Hooks

Retail tarp straps are packaged 2 per poly bag with a header card. All tarp straps are UPC coded for sale.

Stock #		Strap Length (inches)	Overall Length (Inches)	Max Stretch (Inches)	Qty. Per Package		Lbs. Per Package	
Bulk	Retail				Bulk	Retail	Bulk	Retail
CC8409	CC8459	9	14	18-20	50	12 pr	10	6
CC8415	CC8465	15	20	24-28	50	12 pr	11	7.5
CC8421	CC8471	21	26	30-35	50	12 pr	14	8
CC8431	CC8481	31	36	40-48	50	12 pr	18	11
CC8441	CC8491	41	46	50-60	50	12 pr	22	13



### Rubber Rope S-J Hook



Stock #: **CC8199**  
 Finish: Bright Zinc  
 Wire diameter: 0.160"  
 Inside length: 3.0"  
 Weight: 0.05 Lbs./Ea.  
 Factory Package: 100/Ctn.  
 Order Unit: Each

### Tarp Strap S-Hook



Stock #: **3501760**  
 Finish: Bright Zinc  
 Wire Diameter: 0.175"  
 Inside Length: 2.40"  
 Weight: 0.05 Lbs./Ea.  
 Factory Package: 100/Ctn.  
 Order Unit: Each

### Stretch Cords

Retail packaged cords are packaged 2 per poly bag with a header card except for the 5mm size which is packaged 4 per poly bag.

Stock #	Cord Dia. (MM)	Overall Length (Inches)	Max Stretch (Inches)	Qty. Per Package	Lbs. Per Package
CC8555	5	10	14	12 bags	2
CC8562	8	12	18	12 bags	2.5
CC8568	8	18	26	12 bags	3
CC8574	8	24	36	12 bags	3
CC8580	8	30	44	12 bags	3.5
CC8586	8	36	48	12 bags	4



Do not exceed Working Load Limits (WLL)!  
 See the SAFETY GUIDELINES section before using these products. Pages 150 - 155.



## Auto Tie-Downs & Axle Straps

2" premium polyester, shrink wrapped for retail shelf display. Axle straps feature protective sleeves.

### Auto Tie-Down (W/Ratchet, HD Snap Hook & RTJ Hook)

Stock #: CC2574  
Length: 8'  
Weight: 6.00 Lbs./Ea.  
Factory Package: 8/Ctn.  
WLL: 3,300 Lbs./1,497 Kgs.  
Order Unit: Each



### Auto Tie-Down (W/Ratchet, Snap Hook & Fixed D-Ring)

Stock #: CC2575  
Length: 8'  
Weight: 4.50 Lbs.  
Factory Package: 8/Ctn.  
WLL: 2,000 Lbs./907 Kgs.  
Order Unit: Each



### Auto Tie-Down (W/Ratchet, HD Snap Hooks & Floating D-Ring)

Stock #: CC2576  
Length: 8'  
Weight: 5.00 Lbs.  
Factory Package: 8/Ctn.  
WLL: 3,300 Lbs./1,497 Kgs.  
Order Unit: Each



### Axle Strap (W/2 D-Rings)

Stock #: CC2578  
Length: 3'  
Weight: 1.00 Lbs./Ea.  
Factory Package: 8/Ctn.  
WLL: 3,300 Lbs./1,497 Kgs.  
Order Unit: Each



### Axle Strap (W/ HD Snap Hooks & Floating D-Ring)

Stock #: CC2579  
Length: 4'  
Weight: 1.20 Lbs./Ea.  
Factory Package: 8/Ctn.  
WLL: 3,300 Lbs./1,497 Kgs.  
Order Unit: Each



### Auto Tie-Down (W/Carrying Bag)

Stock #: CC2570  
Includes: 2 ea. CC2576 & CC2579  
Weight: 15.50 Lbs./Ea.  
Factory Package: 4 Kits/Ctn.  
WLL: 3,300 Lbs./1,497 Kgs.  
Order Unit: Each



## Tow Straps

Premium nylon tow straps are packaged in shrink wrap plastic with circle card. Tow straps with hook features two chrome eye tow hooks.

**NOT FOR OVERHEAD LIFTING**

Stock #	End Type	Width (Inches)	Length (Feet)	Qty. Per Pkg.	Lbs. Per Pkg.	Working Load Limit	
						Lbs.	Kgs.
CC2001	Hooks	2	20	6	20	5,000	2,268
CC2002	Loop	2	20	6	15	5,000	2,268
CC2003	Loop	2	30	6	23	5,000	2,268
CC2004	Loop	3	25	4	19	7,800	3,538
CC2005	Loop	4	30	2	15	10,000	4,536



## G70 Tow Chains

**NOT FOR OVERHEAD LIFTING.**




Stock #	Trade Size	Length (Feet)	Qty. Per Pkg.	Lbs. Per Pkg.	Working Load Limit	
					Lbs.	Kgs.
H3451-5120	5/16	16	3/Ctn.	19.40	4,700	2,132
H3451-5520	3/8	16	3/Ctn.	25.80	6,600	2,994

## Cable Pullers

### 2 Ton Cable Puller

Stock #: HT4502  
 Cable Size: 3/16"  
 Travel: 6'  
 Weight: 6.70 Lbs./Ea.  
 Factory Package: 6/Ctn.  
 Order Unit: Each



### 4 Ton Cable Puller

Stock #: HT4504  
 Cable Size: 1/4"  
 Travel: 6'  
 Weight: 12.75 Lbs./Ea.  
 Factory Package: 4/Ctn.  
 Order Unit: Each



Do not exceed Working Load Limits (WLL)!  
 See the SAFETY GUIDELINES section before using these products. Pages 150 - 155.

# HARDWARE & INDUSTRIAL

## Trailer Safety Chain



### S-Hooks - Heat Treated

Stock #	Zinc	Hook No.	Trailer Class	Hooks		Qty. Per Pkg.	Lbs. Per Ea.	GVWR	
				Wire Dia.	Inside Length			Lbs.	Kgs.
7983535		835	1	0.375	2.870	250	0.23	2,000	910
7983935		839	2 & 3	0.454	3.880	100	0.40	5,000	2,270
7983735		837	4	0.531	3.880	50	0.60	7,600	3,447



### Hooks W/Latches - Heat Treated

Stock #	Zinc	Hook No.	Trailer Class	Hooks		Qty. Per Pkg.	Lbs. Per Ea.	GVWR	
				Wire Dia.	Inside Length			Lbs.	Kgs.
7993535		935	1	0.375	3.500	250	0.26	2,000	910
7993935		939	2 & 3	0.454	3.500	100	0.40	5,000	2,270
7993735		937	4	0.531	3.500	50	0.60	7,600	3,447

## Trailer Chain Class 1

**Class 1** - All Types of trailers with a trailer Gross Vehicle Weight Rating (GVWR) (trailer pounds including it's load) not to exceed 2,000 lbs (910 kg). Two chains must be used per trailer.



Stock #	Zinc	Trade Size (Inches)	Length (inches)	Hooks	Qty. Per Drum	Lbs. Per Drum	GVWR	
							Lbs.	Kgs.
6870110		3/16 G30	24	1 (w/Latch)	250	245	2,000	910
6800031		3/16 G30	48	2 (w/Latch)	100	195	2,000	910

## Trailer Chain Class 2 & 3

**Class 2** - All types of trailers with a GVWR of over 2,000 lbs (910 kg) and not to exceed 3,500 lbs (1,590 kg) GVWR.

**Class 3** - All types of trailers with a GVWR of over 3,500 lbs (1,590 kg) and not to exceed 5,000 lbs (2,270 kg) GVWR. Two chains must be used per trailer. The chains in the chart below meet both class 2 & 3 specifications.



Stock #	Zinc	Trade Size (Inches)	Length (inches)	Hooks	Qty. Per Drum	Lbs. Per Drum	GVWR	
							Lbs.	Kgs.
8640210		1/4 G30	24	1 (S-Hook)	150	227	5,000	2,270
8671115		1/4 G30	30	1 (S-Hook))	100	190	5,000	2,270
8640220		1/4 G30	36	1 (S-Hook)	100	220	5,000	2,270
8666230		1/4 G30	48	2 (S-Hook)	100	307	5,000	2,270
8650240		1/4 G30	60	2 (S-Hook)	50	375	5,000	2,270
8666250		1/4 G30	72	2 (S-Hook)	50	225	5,000	2,270
8607716		1/4 G30	24	1 (w/Latch)	100	160	5,000	2,270
6840215		1/4 G30	30	1 (w/Latch)	100	185	5,000	2,270
8610115		1/4 G30	36	1 (w/Latch)	125	265	5,000	2,270
6800032		1/4 G30	48	2 (w/Latch)	100	300	5,000	2,270
6800033		1/4 G30	60	2 (w/Latch)	100	360	5,000	2,270
8610956		1/4 G30	72	2 (w/Latch)	50	208	5,000	2,270





## Trailer Chain Class 4 & Above

**Class 4** - All Types of trailers with a GVWR of over 5000 lbs (2270 kg) and not to exceed 10,000 lbs (4540 kg) GVWR. Two chains must be used per trailer.

Stock #	Trade Size (Inches)	Length (inches)	Hooks	Qty. Per Drum	Lbs. Per Drum	GVWR	
						Lbs.	Kgs.
8607006	8/0 (0.342)	30	1 (S-Hook)	150	227	7,600	3,447
8604229	8/0 (0.342)	36	1 (S-Hook)	100	190	7,600	3,447
6807902	8/0 (0.342)	30	1 (w/Latch)	100	220	7,600	3,447
8607260	8/0 (0.342)	36	1 (w/Latch)	100	307	7,600	3,447
8607903	5/16 G30	36	1 Clevis Slip Hook & Latch	50	375	7,600	3,447
6800028	5/16 G43	36	1 Clevis Slip Hook & Latch	50	225	11,700	5,307
8605734	3/8 G43	36	1 Clevis Slip Hook & Latch	100	160	16,200	7,348
6800026	3/8 G70	36	1 Clevis Slip Hook & Latch	100	185	26,400	11,975

## Ag Trailer Chain

Peerless Ag-Safety chains meet the requirements of ANSI/ ASAE Standard S338.5. All chains come with latch-type grab hooks, which ensure that the chain will not separate from the towing vehicle. A permanent ID tag states the gross vehicle pounds for which the chain is intended.

Stock #	Trade Size (Inches)	Length (inches)	Qty. Per Pkg.	Lbs. Per Pkg.	System Strength	
					Lbs.	Kgs.
8607193	1/4 (G43)	59	50	220	6,400	2,903
8607187	5/16 (G43)	59	50	305	10,100	4,581
8607224	5/16 (G70)	60	50	355	16,100	7,303
8607189	3/8 (G70)	59	25	225	20,200	9,163
8607191	7/16 (G70)	64	20	280	30,400	13,789
8607225	1/2 (G70)	70	20	340	40,500	18,371
8607195	5/8 (G70)	107	1	37	60,600	27,488



## Winch Line Tail Chain

ACCO's Winch Line Tail Chain is a flexible attachment for use with wire rope. Length specified is exclusive of hook. Use same size chains as wire rope. The hook is dropped forged alloy steel and heat treated for extra durability. The hook is designed to prevent wear on wire rope. **NOT FOR OVERHEAD LIFTING.**

### Low Carbon

Stock #	Trade Size		Lgth.	No. of Links	Wire Rope Dia.	Lbs. Per Ea.	WLL.	
	In.	MM					Lbs.	Kgs.
574280818	1/2	13	18	11	5/16 - 3/8	8.6	9,200	4,172
574281018	5/8	16	18	8	1/2 - 5/8	9.8	13,000	5,896
574281218	3/4	19	18	6	3/4 - 7/8	15.0	20,200	9,161

*Design Factor 3.5:1*

### Alloy

Stock #	Trade Size		Lgth.	No. of Links	Wire Rope Dia.	Lbs. Per Ea.	WLL.	
	In.	MM					Lbs.	Kgs.
574480818	1/2	13	18	8	5/16 - 3/8	6.8	12,000	5,442
574481018	5/8	16	18	7	1/2 - 5/8	8.9	18,100	8,209
574411218	3/4	19	18	6	3/4 - 7/8	15.5	28,300	12,834
574481424	7/8	22	24	8	1 - 1-1/8	22.2	34,200	15,510
574481624	1	26	24	6	1 - 1-1/8	24.0	47,700	21,633

*Design Factor 3.5:1*



Do not exceed Working Load Limits (WLL)! See the SAFETY GUIDELINES section before using these products. Pages 150 - 155.

# HARDWARE & INDUSTRIAL

## SmartBar™

### The Most Versatile Loadlock On The Market!


Our SmartBar™, with high leverage and flexible feet, mean superior holding power. Square vs. round tubing provides a stronger bar (less susceptible to bending and more surface area to cargo). The SmartBar™ can brace a whole load or just part of one.

- Easier to use and store. 140 SmartBars™ can ship on a standard pallet!
- Up to 20% more holding power than conventional loadlocks.
- Adjusts continuously from 48" - 108". Securement range from small truck bed to full high cube trailer width.

The vinyl coated lever provides smooth, positive operation. Closed bar locking tab is easily locked / unlocked with the convenient thumb release.

The SmartBar™ is designed for use in trailers with flexible walls. The feet have extra cushioning to compensate for the flex of some trailers.

With optional E-Track attachment (#CC5015), the SmartBar™ can easily be adapted for use in A & E track, doubling the front to back holding power.



Stock #	Reach (Inches)	Description	Qty. Per Package	Package	Weight (Lbs./Ea.)
Zinc Plated					
CC5010	48 - 108	3 Section Steel SmartBar™	4	Bundle	13.50



## SmartBar™ Parts

### E-Track Kit

Stock #: CC5015  
Weight: 0.12 Lbs./Ea.  
Factory Package: 12 Kits/Ctn.  
Order Unit: Each



### SmartBar™ Repair Kit

Stock #: CC5016  
Weight: 0.16 Lbs./Ea.  
Factory Package: 12 Kits/Ctn.  
Order Unit: Each



### Replacement Foot (small)

Stock #: CC5018  
Weight: 0.40 Lbs./Ea.  
Factory Package: 12/Ctn.  
Order Unit: Each



### Replacement Foot (large)

Stock #: CC5019  
Weight: 0.45 Lbs./Ea.  
Factory Package: 12/Ctn.  
Order Unit: Each



## SecureBar™ & GrabBar™


### SecureBar™

#### Versatile Loadlock For Light Truck & Passenger Vehicles

Durable square tubing provides added strength. It is versatile and can be used in pickups, SUVs, vans and passenger cars. The soft rubber feet provide excellent grip and won't mar surfaces. Retail package is a 46" four color card with pictures and instructions for use. Hangs vertical or horizontal on standard peg hooks.

- Adjusts continuously from 44" to 78".
- Easy operation - Positive locking lever action and quick thumb release.
- Zinc plated for maximum rust protection.



Stock #	Reach (Inches)	Description	Qty. Per Package	Package	Weight (Lbs./Ea.)
CC5225	44 - 78	SecureBar™ CargoBar - Retail Pkg.	4	Carton	5.00
CC5225-B	44 - 78	SecureBar™ CargoBar - Bulk Pkg.	160	Crate	5.00



### GrabBar™

Designed for cargo stabilization inside trailers with wood or metal rails. Feet adjust to board/rail thickness ranging from 1/3" - 1 3/4". Collapses down to 46" for easy storage, with a full adjustment range to 106". The rubber feet provide excellent grip and will not damage surfaces. Use the GrabBar™ stop collar for rigidity in stake side truck applications. The GrabBar™ can also be used in conjunction with the SmartBar™ (see photo at right).

Stock #	Reach (Inches)	Description	Qty. Per Package	Package	Weight (Lbs./Ea.)
CC5200	46 - 106	GrabBar™	2	Bundle	17.50



## SecureBar™ & GrabBar™ Parts

### Replacement Foot (Small for CC5225)



Stock #: **CC5238**  
Weight: 0.42 Lbs./Ea.  
Factory Package: 12/Ctn.  
Order Unit: Each

### Replacement Foot (Large for CC5225)



Stock #: **CC5239**  
Weight: 0.42 Lbs./Ea.  
Factory Package: 12/Ctn.  
Order Unit: Each

### GrabBar Stop Collar (For CC5200)



Stock #: **CC5212**  
Weight: 1.00 Lbs./Ea.  
Factory Package: 6/Ctn.  
Order Unit: Each



Do not exceed Working Load Limits (WLL)!  
See the SAFETY GUIDELINES section before using these products. Pages 150 - 155.

## Loadlocks

### Steel Loadlock

Stock #: **CC5050**  
 Reach: 88" - 102"  
 Weight: 12.80 Lbs./Ea.  
 Factory Package: 4/Bundle  
 Order Unit: Each

### Aluminum Loadlock

Stock #: **CC5150**  
 Reach: 88" - 102"  
 Weight: 9.50 Lbs./Ea.  
 Factory Package: 4/Bundle  
 Order Unit: Each



## Loadlock Parts

### Foot (Large End)

Stock #: **CC5171**  
 Weight: 0.92 Lbs./Ea.  
 Factory Package: 6/Ctn.  
 Order Unit: Each



### Foot (Small End)

Stock #: **CC5172**  
 Weight: 0.92 Lbs./Ea.  
 Factory Package: 6/Ctn.  
 Order Unit: Each



### Aluminum Handle Assembly (w/Lock)

Stock #: **CC5173**  
 Weight: 1.50 Lbs./Ea.  
 Factory Package: 6/Ctn.  
 Order Unit: Each




### Replacement Handle

Stock #: **CC5174**  
 Weight: 0.66 Lbs./Ea.  
 Factory Package: 6/Ctn.  
 Order Unit: Each



### Tooth Extension Rack

Stock #: **CC5175**  
 Weight: 1.20 Lbs./Ea.  
 Factory Package: 6/Ctn.  
 Order Unit: Each




## Coil Racks

Coil racks are used to assist in stabilization of metal coils during transport.

### Coil Rack (Heavy Duty)

Stock #: **CC5649**  
 Gauge: 6  
 Color: Black  
 Weight: 15.25 Lbs./Ea.  
 Factory Package: 4/Ctn.  
 Order Unit: Each



### Coil Rack (Light Duty)

Stock #: **CC5647**  
 Gauge: 10  
 Color: Black  
 Weight: 5.00 Lbs./Ea.  
 Factory Package: 10/Ctn.  
 Order Unit: Each



Do not exceed Working Load Limits (WLL)!  
 See the SAFETY GUIDELINES section before using these products. Pages 150 - 155.



## HARDWARE & INDUSTRIAL INDUSTRIAL CHAIN

Grade 70 Chain .....	96-97
Grade 43 Chain .....	98-100
Grade 30 Chain .....	101-104
Stainless Steel Chain .....	105
Straight & Twist Link Coil Chain...	106-107
Straight & Twist Link Machine .....	107-108
Passing Link Chain .....	108
Twin Loop Chain .....	109
Brass Plumbers Chain .....	109
Sash Chain .....	110
Jack Chain .....	110
Lock Link Chain .....	111
Plastic Chain .....	111



# HARDWARE & INDUSTRIAL

## Grade 70 Domestic Transport Chain (NACM)



Transport chain is considered the chain of choice for load binding applications. It is also well suited for tie-downs, towing and logging operations. Its strength to weight ratio exceeds that of Proof Coil and High Test. Transport chain meets Department of Transportation regulations. Order unit is foot. **NOT FOR OVERHEAD LIFTING.**

### Full Drum

Stock #	Trade Size		Wire Dia. (Inches)	Inside Link Dim. (Inches)		Ft. Per Drum	Net Wt. (Lbs.)	Working Load Limit	
	Inches	MM		Length (Nominal)	Width (Min.)			Lbs.	Kgs.
5041253	1/4	7	0.274	1.236	0.480	800	508	3,150	1,429
5040353*	5/16	8	0.334	1.120	0.480	550	550	4,700	2,132
5041453	3/8	10	0.392	1.374	0.551	400	544	6,600	2,994
5041653	1/2	13	0.510	1.782	0.750	200	460	11,300	5,127
5040853	5/8	16	0.625	2.016	0.851	150	521	15,800	7,166

\*Made to Short Link specs

### Half Drum

Stock #	Trade Size		Wire Dia. (Inches)	Inside Link Dim. (Inches)		Ft. Per Drum	Net Wt. (Lbs.)	Working Load Limit	
	Inches	MM		Length (Nominal)	Width (Min.)			Lbs.	Kgs.
5041254	1/4	7	0.274	1.236	0.480	400	254	3,150	1,429
5040354*	5/16	8	0.334	1.120	0.480	275	275	4,700	2,132
5041454	3/8	10	0.392	1.374	0.551	200	272	6,600	2,994
5041654	1/2	13	0.510	1.782	0.750	100	230	11,300	5,127
5040854	5/8	16	0.625	2.016	0.851	75	261	15,800	7,166

\*Made to Short Link specs

### 5 Gallon Square Pail

Stock #	Trade Size		Wire Dia. (Inches)	Inside Link Dim. (Inches)		Ft. Per Pail	Net Wt. (Lbs.)	Working Load Limit	
	Inches	MM		Length (Nominal)	Width (Min.)			Lbs.	Kgs.
5440255	1/4	7	0.274	1.236	0.480	150	96	3,150	1,429
5440355*	5/16	8	0.334	1.120	0.480	100	100	4,700	2,132
5440455	3/8	10	0.392	1.374	0.551	75	102	6,600	2,994

\*Made to Short Link specs



All G70 domestic chain (5/16, 3/8, 1/2) is stamped with the Working Load Limit every 10 links as shown.



Do not exceed Working Load Limits (WLL)! See the SAFETY GUIDELINES section before using these products. Pages 150 - 155.

## Grade 70 Import Transport Chain (Short Link)

Grade 70 was designed specifically to provide a light, yet strong chain for binding, tie-downs, towing and construction use. Made from a variety of medium carbon and alloy materials. Induction heat treated, the chain meets all requirements set by the Department of Transportation (DOT), CCMTA & CVSA for truck tie-down use. Manufactured to ASTM 80 short link specs or NACM long link specs for reduced weight. Order unit is foot. **NOT FOR OVERHEAD LIFTING.**

### Full Drum

Stock #	Trade Size		Wire Dia. (Inches)	Inside Link Dim. (Inches)		Ft. Per Drum	Net Wt. (Lbs.)	Working Load Limit	
	Inches	MM		Length (Nominal)	Width (Min.)			Lbs.	Kgs.
Yellow Zinc									
H0316-0420	1/4	7	0.281	0.980	0.410	800	570	3,150	1,429
H0316-0520	5/16	8	0.343	1.100	0.470	550	630	4,700	2,132
H0316-0620	3/8	10	0.406	1.190	0.550	400	615	6,600	2,994
H0316-0820	1/2	13	0.531	1.600	0.750	200	526	11,300	5,127
H0316-0920	5/8	16	0.630	2.020	0.550	150	563	15,800	7,166

### Half Drum

Stock #	Trade Size		Wire Dia. (Inches)	Inside Link Dim. (Inches)		Ft. Per Drum	Net Wt. (Lbs.)	Working Load Limit	
	Inches	MM		Length (Nominal)	Width (Min.)			Lbs.	Kgs.
Yellow Zinc									
H0314-0420	1/4	7	0.281	0.980	0.410	400	285	3,150	1,429
H0314-0520	5/16	8	0.343	1.100	0.470	275	326	4,700	2,132
H0314-0620	3/8	10	0.406	1.190	0.550	200	308	6,600	2,994
H0314-0820	1/2	13	0.531	1.600	0.750	100	263	11,300	5,127

### 5 Gallon Round Pail

Stock #	Trade Size		Wire Dia. (Inches)	Inside Link Dim. (Inches)		Ft. Per Pail	Net Wt. (Lbs.)	Working Load Limit	
	Inches	MM		Length (Nominal)	Width (Min.)			Lbs.	Kgs.
Yellow Zinc									
H0310-0420	1/4	7	0.281	0.980	0.410	150	110	3,150	1,429
H0310-0520	5/16	8	0.343	1.100	0.470	100	118	4,700	2,132
H0310-0620	3/8	10	0.406	1.190	0.550	75	115	6,600	2,994

## Grade 70 Import Transport Chain (NACM) - Full Drum

Stock #	Trade Size		Wire Dia. (Inches)	Inside Link Dim. (Inches)		Ft. Per Drum	Net Wt. (Lbs.)	Working Load Limit	
	Inches	MM		Length (Nominal)	Width (Min.)			Lbs.	Kgs.
Yellow Zinc									
H0317-0420	1/4	7	0.281	1.240	0.410	800	540	3150	1429
H0317-0520	5/16	8	0.343	1.290	0.470	550	586	4700	2132
H0317-0620	3/8	10	0.406	1.380	0.550	400	584	6600	2994
H0317-0820	1/2	13	0.531	1.790	0.720	200	500	11300	5127



Do not exceed Working Load Limits (WLL)  
See the SAFETY GUIDELINES section before using these products. Pages 150 - 155.

# HARDWARE & INDUSTRIAL

## Grade 43 High Test Chain (NACM)

Grade 43 Chain features both high tensile strength and resistance to wear needed by modern hauling and heavy duty trucking, farm and construction firms. Working load limits exceed those of ordinary low carbon or general utility chain. Order unit is foot.

**NOT FOR OVERHEAD LIFTING.**



### Full Drum

Stock #			Trade Size		Wire Dia. (In.)	Inside Link Dim. (Inches)		Ft. Per Drum	Net Wt. (Lbs.)	Working Load Limit	
Self-Colored	Zinc	HDG	In.	MM		Length (Nominal)	Width (Min.)			Lbs.	Kgs.
5031213	5031233	5630247	1/4	7	0.274	1.236	0.480	800	508	2,600	1,180
5031313	5031333	5630347	5/16	8	0.328	1.285	0.480	550	512	3,900	1,770
5031413	5031433	5630447	3/8	10	0.392	1.374	0.551	400	544	5,400	2,450
5031613	5031633	5630647	1/2	13	0.509	1.782	0.750	200	460	9,200	4,174
5030813	---	5630847	5/8	16	0.625	2.016	0.851	150	554	13,000	5,897
5030913	---	5030947	3/4	20	0.781	2.610	1.020	100	542	20,200	9,163
5031013	---	5031047	7/8	22	0.904	2.570	1.260	75	582	24,500	11,113
5301113	---	5301147	1	26	1.032	2.870	1.420	60	606	30,000	13,608

### Half Drum

Stock #			Trade Size		Wire Dia. (In.)	Inside Link Dim. (Inches)		Ft. Per Drum	Net Wt. (Lbs.)	Working Load Limit	
Self-Colored	Zinc	HDG	In.	MM		Length (Nominal)	Width (Min.)			Lbs.	Kgs.
5031214	5031234	5630248	1/4	7	0.274	1.236	0.480	400	254	2,600	1,180
5031314	5031334	5630348	5/16	8	0.328	1.285	0.480	275	256	3,900	1,770
5031414	5031434	5630448	3/8	10	0.392	1.374	0.551	200	272	5,400	2,450
5031614	5031634	5630648	1/2	13	0.509	1.782	0.750	100	230	9,200	4,174

### 5 Gallon Square Pail

Stock #	Trade Size		Wire Dia. (In.)	Inside Link Dim. (Inches)		Ft. Per Pail	Net Wt. (Lbs.)	Working Load Limit	
	In.	MM		Length (Nominal)	Width (Min.)			Lbs.	Kgs.
5431215	1/4	7	0.274	1.236	0.480	150	96	2,600	1,180
5431315	5/16	8	0.328	1.285	0.480	100	93	3,900	1,770
5431415	3/8	10	0.392	1.374	0.551	75	102	5,400	2,450



Do not exceed Working Load Limits (WLL)! See the SAFETY GUIDELINES section before using these products. Pages 150 - 155.



## Grade 43 Import High Test Chain (NACM)

A general utility chain for farm, industrial and home applications such as; log chain, cargo lashing, pipeline hanging, tailgate, guard rail, tow and switch chain. Order unit is foot. **NOT FOR OVERHEAD LIFTING.**

### Full Drum

Stock #		Trade Size		Wire Dia. (In.)	Inside Link Dim. (Inches)		Ft. Per Drum	Net Wt. (Lbs.)	Working Load Limit	
Self-Colored	Zinc	In.	MM		Length (Nominal)	Width (Min.)			Lbs.	Kgs.
6713202	6702203	1/4	7	0.276	1.240	0.380	800	508	2,600	1,180
6735302	6724303	5/16	8	0.343	1.290	0.440	550	503	3,900	1,770
6757402	6746403	3/8	10	0.406	1.380	0.550	400	544	5,400	2,450

### 5 Gallon Square Pail

Stock #	Trade Size		Wire Dia. (In.)	Inside Link Dim. (Inches)		Ft. Per Pail	Net Wt. (Lbs.)	Working Load Limit	
	Zinc	In.		MM	Length (Nominal)			Width (Min.)	Lbs.
6202207	1/4	7	0.276	1.240	0.380	150	96	2,600	1,180
6224307	5/16	8	0.343	1.290	0.440	100	93	3,900	1,770
6246407	3/8	10	0.406	1.380	0.550	75	102	5,400	2,450



Do not exceed Working Load Limits (WLL)! See the SAFETY GUIDELINES section before using these products. Pages 150 - 155.



## G43 Import High Test Chain (Short Link)

Order unit is foot. **NOT FOR OVERHEAD LIFTING.**

### Full Drum

Stock #		Trade Size (In.)	Wire Dia. (In.)	Inside Dimensions (Inches)		Qty. Per Drum	Net Wt. (Lbs.)	Working Load Limit	
Self-Colored	HDG			Length (Nominal)	Width (Minimum)			Lbs.	Kgs.
H0216-0400	H0216-0415	1/4	0.281	0.980	0.410	800	600	2,600	1,180
H0216-0500	H0216-0515	5/16	0.343	1.100	0.480	550	633	3,900	1,770
H0216-0600	H0216-0615	3/8	0.406	1.340	0.570	400	640	5,400	2,450
H0216-0800	H0216-0815	1/2	0.531	1.500	0.750	200	540	9,200	4,174

### Half Drum

Stock #	Trade Size (In.)	Wire Dia. (In.)	Inside Dimensions (Inches)		Qty. Per Drum	Net Wt. (Lbs.)	Working Load Limit	
Self-Colored			Length (Nominal)	Width (Minimum)			Lbs.	Kgs.
H0214-0400	1/4	0.281	0.980	0.410	400	300	2,600	1,180
H0214-0500	5/16	0.343	1.100	0.480	275	316	3,900	1,770
H0214-0600	3/8	0.406	1.340	0.570	200	320	5,400	2,450
H0214-0800	1/2	0.531	1.500	0.750	100	270	9,200	4,174

### 5 Gallon Pail

Stock #			Trade Size (In.)	Wire Dia. (In.)	Inside Dimensions (Inches)		Qty. Per Pail	Net Wt. (Lbs.)	Working Load Limit	
Self-Colored	Zinc	HDG			Length (Nominal)	Width (Minimum)			Lbs.	Kgs.
H0210-0405	H0210-0411	700191732	1/4	0.281	0.980	0.410	150	105	2,600	1,180
H0210-0505	H0210-0511	701340801	5/16	0.343	1.100	0.480	100	119	3,900	1,770
H0210-0605	H0210-0611	---	3/8	0.406	1.340	0.570	75	124	5,400	2,450
H0210-0805	---	---	1/2	0.531	1.500	0.750	40	114	9,200	4,174



Do not exceed Working Load Limits (WLL)! See the SAFETY GUIDELINES section before using these products. Pages 150 - 155.



## Grade 30 Proof Coil Chain (NACM)

A general utility chain for farm, industrial and home applications such as: log chain, cargo lashing, pipeline hanging, tailgate, guard rail, tow and switch chain. Order unit is foot. **NOT FOR OVERHEAD LIFTING.**



### Full Drum

Stock #			Trade Size		Wire Dia. (In.)	Inside Link Dim. (Inches)		Ft. Per Drum	Net Wt. (Lbs.)	Working Load Limit	
Self-Colored	Zinc	HDG	In.	MM		Length (Nominal)	Width (Min.)			Lbs.	Kgs.
5011113	5011133	5610147	3/16	5.5	0.217	0.950	0.405	800	320	800	363
5011213	5011233	5610247	1/4	7	0.274	1.236	0.480	800	508	1,300	590
5011313	5011333	5610347	5/16	8	0.328	1.285	0.480	550	512	1,900	862
5011413	5011433	5610447	3/8	10	0.392	1.374	0.551	400	544	2,650	1,202
5011613	5011633	5610647	1/2	13	0.509	1.782	0.750	200	460	4,500	2,042
5010813	5010833	5610847	5/8	16	0.625	2.016	0.851	150	554	6,900	3,131
5010913	---	5010947	3/4	20	0.781	2.610	1.020	100	542	10,600	4,808
5011013	---	5011047	7/8	22	0.904	2.570	1.260	75	573	12,800	5,806
5101113	---	5101147	1	26	1.032	2.900	1.435	60	606	17,900	8,119

### Half Drum

Stock #			Trade Size		Wire Dia. (In.)	Inside Link Dim. (Inches)		Ft. Per Drum	Net Wt. (Lbs.)	Working Load Limit	
Self-Colored	Zinc	HDG	In.	MM		Length (Nominal)	Width (Min.)			Lbs.	Kgs.
5011114	5011134	5610148	3/16	5.5	0.217	0.950	0.405	400	160	800	363
5011214	5011234	5610248	1/4	7	0.274	1.236	0.480	400	254	1,300	590
5011314	5011334	5610348	5/16	8	0.328	1.285	0.480	275	256	1,900	862
5011414	5011434	5610448	3/8	10	0.392	1.374	0.551	200	272	2,650	1,202
5011614	5011634	5610648	1/2	13	0.509	1.782	0.750	100	230	4,500	2,042

### 5 Gallon Square Pail

Stock #		Trade Size		Wire Dia. (In.)	Inside Link Dim. (Inches)		Ft. Per Pail	Net Wt. (Lbs.)	Working Load Limit	
Zinc	HDG	In.	MM		Length (Nominal)	Width (Min.)			Lbs.	Kgs.
5411135	5411165	3/16	5.5	0.217	0.950	0.405	250	100	800	363
5411235	5411265	1/4	7	0.274	1.236	0.480	141	90	1,300	590
5411335	5411365	5/16	8	0.328	1.285	0.480	92	86	1,900	862
5411435	5411465	3/8	10	0.392	1.374	0.551	63	86	2,650	1,202
5411635	---	1/2	13	0.509	1.782	0.750	35	81	4,500	2,042



Do not exceed Working Load Limits (WLL)! See the SAFETY GUIDELINES section before using these products. Pages 150 - 155.

# HARDWARE & INDUSTRIAL

## Grade 30 Import Proof Coil Chain (NACM)

A general utility chain for farm, industrial and home applications such as: log chain, cargo lashing, pipeline hanging, tailgate, guard rail, tow and switch chain. Order unit is foot.  
**NOT FOR OVERHEAD LIFTING.**



### Full Drum

Stock #			Trade Size		Wire Dia. (In.)	Inside Link Dim. (Inches)		Ft. Per Drum	Net Wt. (Lbs.)	WLL	
Self-Colored	Zinc	HDG	In.	MM		Length (Nominal)	Width (Min.)			Lbs.	Kgs.
H0117-0300	H0117-0311	H0117-0315	3/16	5.5	0.217	0.980	0.400	1500	525	800	363
H0117-0400	H0117-0411	H0117-0415	1/4	7	0.276	1.240	0.460	800	448	1,300	590
H0117-0500	H0117-0511	H0117-0515	5/16	8	0.331	1.290	0.550	550	457	1,900	862
H0117-0600	H0117-0611	H0117-0615	3/8	10	0.394	1.380	0.550	400	568	2,650	1,202
H0117-0800	H0117-0811	H0117-0815	1/2	13	0.512	1.790	0.720	200	524	4,500	2,042



### Half Drum

Stock #		Trade Size		Wire Dia. (In.)	Inside Link Dim. (Inches)		Ft. Per Drum	Net Wt. (Lbs.)	WLL	
Zinc	HDG	In.	MM		Length (Nominal)	Width (Min.)			Lbs.	Kgs.
H0115-0411	H0115-0415	1/4	7	0.276	1.240	0.460	400	224	1,300	590
H0115-0511	H0115-0515	5/16	8	0.331	1.290	0.550	275	228	1,900	862
H0115-0611	H0115-0615	3/8	10	0.394	1.380	0.550	200	284	2,650	1,202

### 5 Gallon Square Pail

Stock #	Trade Size		Wire Dia. (In.)	Inside Link Dim. (Inches)		Ft. Per Pail	Net Wt. (Lbs.)	WLL	
	Zinc	MM		Length (Nominal)	Width (Min.)			Lbs.	Kgs.
H0111-0211	1/8	4	0.156	0.940	0.250	500	110	400	181
H0111-0311	3/16	5.5	0.217	0.980	0.400	250	88	800	363
H0111-0411	1/4	7	0.276	1.240	0.460	141	79	1,300	590
H0111-0511	5/16	8	0.331	1.290	0.550	92	76	1,900	862
H0111-0611	3/8	10	0.394	1.380	0.550	63	89	2,650	1,202



Do not exceed Working Load Limits (WLL)! See the SAFETY GUIDELINES section before using these products. Pages 150 - 155.



## Grade 30 Import Proof Coil Chain (NACM) Cont.

Order unit is foot. **NOT FOR OVERHEAD LIFTING.**



### 5 Gallon Round Pail

Stock #			Trade Size		Wire Dia. (Inches)	Inside Link Dim. (Inches)		Ft. Per Pail	Net Wt. (Lbs.)	Working Load Limit	
Self Colored	Zinc	HDG	Inches	MM		Length (Nominal)	Width (Min.)			Lbs.	Kgs.
-	H0110-0211	H0110-0215	1/8	4	0.156	0.940	0.250	500	110	400	181
H0110-0300	H0110-0311	H0110-0315	3/16	5.5	0.217	0.980	0.400	250	88	800	363
H0110-0400	H0110-0411	H0110-0415	1/4	7	0.276	1.240	0.460	141	79	1,300	590
H0110-0500	H0110-0511	H0110-0515	5/16	8	0.331	1.290	0.550	92	76	1,900	862
H0110-0600	H0110-0611	H0110-0615	3/8	10	0.394	1.380	0.550	63	89	2,650	1,202
H0110-0800	H0110-0811	H0110-0815	1/2	13	0.512	1.790	0.720	40	105	4,500	2,042

### 12" Reel

Stock #		Trade Size		Wire Dia. (Inches)	Inside Link Dim. (Inches)		Ft. Per Reel	Net Wt. (Lbs.)	Working Load Limit	
Zinc	HDG	Inches	MM		Length (Nominal)	Width (Min.)			Lbs.	Kgs.
H0107-0311	H0107-0315	3/16	5.5	0.217	0.980	0.400	100	35	800	363
H0107-0411	H0107-0415	1/4	7	0.276	1.240	0.460	75	42	1,300	590
H0107-0511	H0107-0515	5/16	8	0.331	1.290	0.550	70	58	1,900	862
H0107-0611	H0107-0615	3/8	10	0.394	1.380	0.550	45	64	2,650	1,202



Do not exceed Working Load Limits (WLL)!  
See the SAFETY GUIDELINES section before using these products. Pages 150 - 155.



# HARDWARE & INDUSTRIAL

## G30 Import Proof Coil Chain (Short Link)

Order unit is foot. **NOT FOR OVERHEAD LIFTING.**

### Full Drum

Self-Colored	Stock #		Trade Size (In.)	Wire Dia. (In.)	Inside Dimensions (Inches)		Qty. Per Drum	Net Wt. (Lbs.)	Working Load Limit	
	Zinc	HDG			Length (Nominal)	Width (Minimal)			Lbs.	Kgs.
H0116-0300	H0116-0311	H0116-0315	3/16	0.218	0.990	0.420	1500	615	800	363
H0116-0400	H0116-0411	H0116-0415	1/4	0.281	1.040	0.490	800	608	1,300	590
H0116-0500	H0116-0511	H0116-0515	5/16	0.343	1.140	0.490	550	561	1,900	862
H0116-0600	H0116-0611	H0116-0615	3/8	0.406	1.280	0.610	400	568	2,650	1,202
H0116-0800	H0116-0811	H0116-0815	1/2	0.531	1.560	0.810	200	524	4,500	2,042
H0116-0900	---	H0116-0915	5/8	0.656	1.940	1.000	150	533	6,900	3,131
H0116-1000	---	H0116-1015	3/4	0.787	2.760	1.000	100	550	10,600	4,810

### Half Drum

Self-Colored	Stock #		Trade Size (In.)	Wire Dia. (In.)	Inside Dimensions (Inches)		Qty. Per Drum	Net Wt. (Lbs.)	Working Load Limit	
	Zinc	HDG			Length (Nominal)	Width (Minimal)			Lbs.	Kgs.
---	---	H0114-0215	1/8	0.156	0.940	0.250	1000	230	400	181
H0114-0300	H0114-0311	H0114-0315	3/16	0.218	0.990	0.420	750	308	800	363
H0114-0400	H0114-0411	H0114-0415	1/4	0.281	1.040	0.490	400	304	1,300	590
H0114-0500	H0114-0511	H0114-0515	5/16	0.343	1.140	0.490	275	281	1,900	862
H0114-0600	H0114-0611	H0114-0615	3/8	0.406	1.280	0.610	200	284	2,650	1,202
H0114-0800	H0114-0811	H0114-0815	1/2	0.531	1.560	0.810	100	262	4,500	2,042



Do not exceed Working Load Limits (WLL)!  
See the SAFETY GUIDELINES section before using these products. Pages 150 - 155.

## Stainless Steel Chain

A316 is a non-magnetic alloy chain, composed of Manganese, Chromium, Nickel and Molybdenum, made to ASTM 80 specifications. It is highly resistant to salt water and chemicals and will not spark. Its uses include food processing, marine, fishing and industrial applications when high corrosion resistance is required.

A304 is a longer pitch link made to NACM specifications and the alloying components exclude the use of Molybdenum. It has lower Working Load Limits than A316 and is used mainly for decorative and low load applications. Order unit is foot.

**NOT FOR OVERHEAD LIFTING.**

### A316 Stainless Steel Chain - Half Drum

Stock #	Trade Size		Wire Dia. (In.)	Inside Link Dim. (Inches)		Ft. Per Drum	Net Wt. (Lbs.)	Working Load Limit	
	In.	MM		Length (Nominal)	Width (Min.)			Lbs.	Kgs.
H1014-0340	3/16	5.5	0.218	0.950	0.400	750	300	1,200	544
H1014-0440	1/4	7.0	0.276	1.010	0.480	400	288	2,000	907
H1014-0540	5/16	8.0	0.343	1.120	0.490	275	289	2,850	1,293
H1014-0640	3/8	10.0	0.394	1.200	0.570	200	308	3,800	1,724
H1014-0840	1/2	13.5	0.531	1.600	0.730	100	276	6,500	2,949

### A304 Stainless Steel Chain - Half Drum

Stock #	Trade Size		Wire Dia. (In.)	Inside Link Dim. (Inches)		Ft. Per Drum	Net Wt. (Lbs.)	Working Load Limit	
	In.	MM		Length (Nominal)	Width (Min.)			Lbs.	Kgs.
H1214-0340	3/16	5.5	0.217	0.980	0.400	750	300	800	363
H1214-0440	1/4	7.0	0.275	1.240	0.430	400	264	1,300	590
H1214-0540	5/16	8.0	0.315	1.290	0.490	275	237	1,900	862
H1214-0640	3/8	10.0	0.397	1.380	0.570	200	284	2,650	1,202
H1214-0840	1/2	13.0	0.512	1.750	0.750	100	243	4,500	2,042



Do not exceed Working Load Limits (WLL)! See the SAFETY GUIDELINES section before using these products. Pages 150 - 155.



## Straight Link Coil Chain

Straight link coil chain is a welded chain easily identified by its link design. The link is long and relatively narrow in proportion. It's an excellent choice for tailgates, trailer safety chain and barrier chain. Order unit is foot. **NOT FOR OVERHEAD LIFTING.**

### Pails & Drums

Stock #	Trade Size	Wire Dia. (Inches)	Inside Link Dim. (In.)		Pkg. Type	Ft. Per Pkg.	Net Wt. (Lbs.)	WLL	
			Length	Width				Lbs.	Kgs.
Zinc									
8605951	4	0.119	1.120	0.220	Drum	1000	103	205	93
5360235	2	0.147	1.180	0.270	Pail	400	62	310	141
8606374	2	0.147	1.180	0.270	Drum	2500	385	310	141
5361035	1/0	0.175	1.240	0.320	Pail	250	56	440	200
8605310	1/0	0.175	1.240	0.320	Drum	2000	450	440	200
5362035	2/0	0.190	1.310	0.340	Pail	250	68	520	236
H0810-2111	2/0	0.190	1.310	0.340	Pail	350	101	520	236
8605739	2/0	0.190	1.310	0.340	Drum	1000	281	520	236
5364035	4/0	0.217	1.390	0.410	Pail	200	73	670	304
6044033	4/0	0.217	1.390	0.410	Drum	1000	364	670	304
5365035	5/0	0.247	1.520	0.480	Pail	150	74	880	399
6045033	5/0	0.247	1.520	0.480	Drum	1000	490	880	399
5367035	7/0	0.311	1.850	0.560	Pail	100	75	1,375	623
8610818	7/0	0.311	1.850	0.560	Drum	500	375	1,375	623

### Reels & Cartons

Stock #	Trade Size	Wire Dia. (Inches)	Inside Link Dim. (In.)		Pkg. Type	Ft. Per Pkg.	Net Wt. (Lbs.)	WLL	
			Length	Width				Lbs.	Kgs.
Zinc									
6040450	4	0.119	1.120	0.220	Reel	65	7	205	93
6040432	4	0.119	1.120	0.220	Carton	100	10	205	93
6040250	2	0.147	1.180	0.270	Reel	65	10	310	141
6040232	2	0.147	1.180	0.270	Carton	100	15	310	141
6041050	1/0	0.175	1.240	0.320	Reel	75	17	440	200
6041032	1/0	0.175	1.240	0.320	Carton	100	23	440	200
6042050	2/0	0.190	1.310	0.340	Reel	60	17	520	236
6042032	2/0	0.190	1.310	0.340	Carton	100	28	520	236
6044050	4/0	0.217	1.390	0.410	Reel	100	36	670	304
6044032	4/0	0.217	1.390	0.410	Carton	100	36	670	304
6045050	5/0	0.247	1.520	0.480	Reel	75	37	880	399
6045032	5/0	0.247	1.520	0.480	Carton	100	49	880	399
6047050	7/0	0.311	1.850	0.560	Reel	40	30	1,375	623
6047032	7/0	0.311	1.850	0.560	Carton	100	75	1,375	623

### Pails & Drums

Stock #	Finish	Trade Size	Wire Dia. (Inches)	Inside Link Dim. (Inches)		Pkg. Type	Ft. Per Pkg.	Net Wt. (Lbs.)	WLL	
				Length	Width				Lbs.	Kgs.
5362039	Yel. Pwdr. Coat	2/0	0.190	1.310	0.340	Pail	200	56	520	236
460144008	Yel. Pwdr. Coat	4/0	0.217	1.390	0.410	Pail	250	91	670	304
460144003	HDG	4/0	0.217	1.390	0.410	Drum	1,500	546	670	304



Do not exceed Working Load Limits (WLL)! See the SAFETY GUIDELINES section before using these products. Pages 150 - 155.

## Twist Link Coil Chain

A modification of straight link coil chain which allows the chain to lay flatter. Order unit is foot. **NOT FOR OVERHEAD LIFTING.**

### Cartons & Square Pails

Stock #	Zinc	Trade Size	Wire Dia. (Inches)	Inside Link Dim. (Inches)		Pkg. Type	Ft. Per Pkg.	Net Wt. (Lbs.)	Working Load Limit	
				Length	Width				Lbs.	Kgs.
6020450		4	0.120	1.090	0.220	Carton	100	10	195	88
6021032		1/0	0.175	1.220	0.320	Pail	250	59	415	188
6022050		2/0	0.192	1.240	0.380	Carton	100	28	495	225
6024032		4/0	0.218	1.330	0.420	Carton	100	39	635	288

## Straight Link Machine Chain

Straight link machine chain is a welded chain noted for its flexibility. Used for overhead doors, tailgates and agricultural implements. Order unit is foot. **NOT FOR OVERHEAD LIFTING.**

### Pails, Reels & Cartons

Stock #	Zinc	Trade Size	Wire Dia. (Inches)	Inside Link Dim. (Inches)		Pkg. Type	Ft. Per Pkg.	Net Wt. (Lbs.)	Working Load Limit	
				Length	Width				Lbs.	Kgs.
6010450		4	0.120	0.550	0.220	Reel	125	16	215	98
6010432		4	0.120	0.550	0.220	Carton	100	13	215	98
H0710-2411		4	0.120	0.550	0.220	Pail	800	90	215	98
6010332		3	0.135	0.590	0.240	Carton	100	15	270	123
6010250		2	0.148	0.630	0.270	Reel	70	13	325	148
6010232		2	0.148	0.630	0.270	Carton	100	19	325	148
6011050		1/0	0.177	0.740	0.320	Reel	75	20	465	212
6011032		1/0	0.177	0.740	0.320	Carton	100	27	465	212
6012050		2/0	0.192	0.780	0.350	Reel	70	22	545	247
6012032		2/0	0.192	0.780	0.350	Carton	100	32	545	247
H0710-2111		2/0	0.192	0.780	0.350	Pail	300	101	545	247
6014032		4/0	0.218	0.950	0.400	Carton	100	42	700	317
6015032		5/0	0.250	1.070	0.450	Carton	100	53	925	419



Do not exceed Working Load Limits (WLL)! See the SAFETY GUIDELINES section before using these products. Pages 150 - 155.

## Twist Link Machine Chain

A modification of straight link chain which allows the chain to lay flatter. Order unit is foot. **NOT FOR OVERHEAD LIFTING.**

### Pails, Reels & Cartons

Stock #	Zinc	Trade Size	Wire Dia. (Inches)	Inside Link Dim. (Inches)		Pkg. Type	Ft. Per Pkg.	Net Wt. (Lbs.)	Working Load Limit	
				Length	Width				Lbs.	Kgs.
6020532		5	0.105	0.470	0.150	Carton	100	10	155	70
6020450		4	0.120	0.520	0.180	Reel	125	16	205	93
6020432		4	0.120	0.520	0.180	Carton	100	13	205	93
6020332		3	0.135	0.560	0.190	Carton	100	16	255	116
6020232		2	0.148	0.580	0.220	Carton	100	20	310	140
6021032		1/0	0.177	0.680	0.270	Carton	100	30	440	199
6022050		2/0	0.192	0.730	0.290	Reel	70	25	520	236
H0610-2111		2/0	0.192	0.730	0.290	Pail	300	101	520	236
6022032		2/0	0.192	0.730	0.290	Carton	100	35	520	236
6024032		4/0	0.218	0.890	0.340	Carton	100	44	670	303



## Passing Link Chain

A welded chain with links sufficiently wide to allow them to pass on another freely, eliminating the tendency to kink. It is used for gates, farm machinery and general utility industry. Order unit is foot. **NOT FOR OVERHEAD LIFTING.**

### Pails, Reels & Cartons

Stock #	Zinc	Trade Size	Wire Dia. (Inches)	Inside Link Dim. (Inches)		Pkg. Type	Ft. Per Pkg.	Net Wt. (Lbs.)	Working Load Limit	
				Length	Width				Lbs.	Kgs.
6072050		2/0	0.192	0.860	0.470	Reel	95	31	450	204
6072032		2/0	0.192	0.860	0.470	Carton	100	33	450	204
H0910-2111		2/0	0.192	0.860	0.470	Pail	300	101	450	204
6074032		4/0	0.218	0.860	0.500	Carton	100	44	600	272



Do not exceed Working Load Limits (WLL)! See the SAFETY GUIDELINES section before using these products. Pages 150 - 155.



## Twin Loop Chain

A weldless chain that combines strength, flexibility, light weight and neat appearance. It is an all purpose chain for a wide variety of uses including swing sets, animal chains and hammocks. Note: It is recommended that no twin loop chain smaller than 1/0 be used for swing sets. Order unit is foot. **NOT FOR OVERHEAD LIFTING.**

### Reels, Cartons & Square Pails

Stock #	Trade Size	Wire Dia. (Inches)	Inside Link Dim. (Inches)		Pkg. Type	Ft. Per Pkg.	Net Wt. (Lbs.)	WLL	
			Length	Width				Lbs.	Kgs.
7010550	5	0.063	1.325	0.270	Reel	250	10	55	25
7010532	5	0.063	1.325	0.270	Carton	100	4	55	25
7010450	4	0.072	1.000	0.239	Reel	200	10	70	32
7010432	4	0.072	1.000	0.239	Carton	100	5	70	32
7010350	3	0.080	1.530	0.275	Reel	150	9	90	41
7010332	3	0.080	1.530	0.275	Carton	100	6	90	41
5370335	3	0.080	1.530	0.275	Pails	500	30	90	41
7010232	2	0.092	2.000	0.350	Carton	100	8	115	52
7010150	1	0.105	2.000	0.350	Reel	85	9	155	70
7010132	1	0.105	2.000	0.350	Carton	100	10	155	70
5370135	1	0.105	2.000	0.350	Pail	300	30	155	70
7011050	1/0	0.120	2.173	0.398	Reel	150	18	200	91
7011032	1/0	0.120	2.173	0.398	Carton	100	12	200	91
7012050	2/0	0.135	2.211	0.388	Reel	125	21	255	116
7012032	2/0	0.135	2.211	0.388	Carton	100	17	255	116
7052035	2/0	0.135	2.211	0.388	Carton	250	43	255	116
5372035	2/0	0.135	2.211	0.388	Pail	225	38	255	116
7013050	3/0	0.148	2.170	0.408	Reel	110	24	305	138
7013032	3/0	0.148	2.170	0.408	Carton	100	22	305	138
5373035	3/0	0.148	2.170	0.408	Pail	200	44	305	138
7014032	4/0	0.160	2.190	0.405	Carton	100	25	365	165

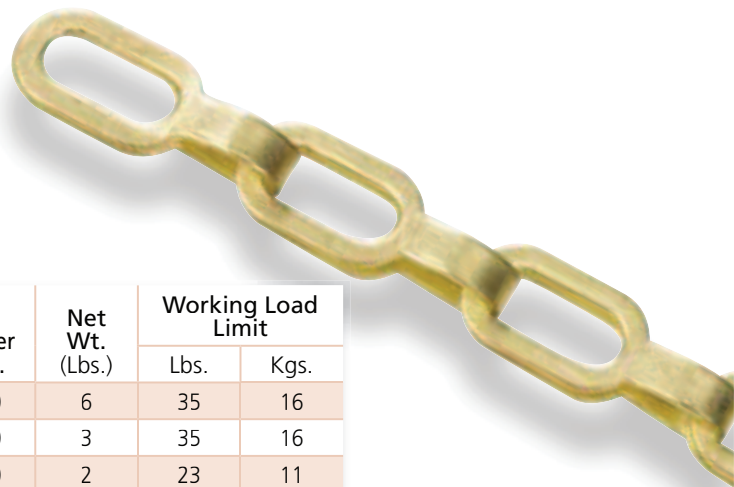
## Brass Plumbers Chain

Safety chain is a stamped and formed solid brass chain used for plumbing fixtures, as well as other uses requiring a light flat metal chain. Order unit is foot.

**NOT FOR OVERHEAD LIFTING.**

### Reels & Cartons

Stock #	Trade Size	Wire Dia. (Inches)	Inside Link Dim. (Inches)		Pkg. Type	Ft. Per Pkg.	Net Wt. (Lbs.)	Working Load Limit	
			Length	Width				Lbs.	Kgs.
7651050	1/0	0.023	0.505	---	Reel	200	6	35	16
7651012	1/0	0.023	0.505	---	Carton	100	3	35	16
7652012	2/0	0.018	0.545	---	Carton	100	2	23	11



Do not exceed Working Load Limits (WLL)! See the SAFETY GUIDELINES section before using these products. Pages 150 - 155.

## Sash Chain

Sash chain is a stamped, formed chain slightly stronger than Jack chain. It is used for operating heater controls on ducts and dampers, as well as window sashes in double hung windows. Order unit is foot. **NOT FOR OVERHEAD LIFTING.**

### Reels & Cartons

Stock #	Zinc	Trade Size	Wire Dia. (Inches)	Inside Link Dim. (Inches)		Pkg. Type	Ft. Per Pkg.	Net Wt. (Lbs.)	Working Load Limit	
				Length	Width				Lbs.	Kgs.
7010550		8	0.035	0.560	---	Carton	100	4	75	34
7010450		25	0.042	0.560	---	Carton	100	5	94	43
7010350		35	0.035	0.560	---	Reel	100	6	106	48
7010332		35	0.035	0.560	---	Carton	100	6	106	48
7010232		40	0.042	0.570	---	Carton	100	7	131	59
7010150		50	0.060	0.630	---	Carton	100	12	225	102



## Jack Chain

Single Jack chain is the lightest and smallest of regular commercial chain formed from wire. It is used in applications where high strength is not required. Order unit is foot. **NOT FOR OVERHEAD LIFTING.**

### Reels & Cartons

Stock #	Zinc	Trade Size	Wire Dia. (Inches)	Inside Link Dim. (Inches)		Pkg. Type	Ft. Per Pkg.	Net Wt. (Lbs.)	Working Load Limit	
				Length	Width				Lbs.	Kgs.
7501650		16	0.062	0.500	---	Reel	200	6	10	5
7501632		16	0.062	0.500	---	Carton	100	3	10	5
7501450		14	0.080	0.630	---	Reel	100	5	16	7
7501432		14	0.080	0.630	---	Carton	100	5	16	7
7501250		12	0.105	0.750	---	Reel	100	9	29	13
7501232		12	0.105	0.750	---	Carton	100	9	29	13
7501032		10	0.135	0.930	---	Carton	100	14	43	20
7500832		8	0.162	1.090	---	Carton	100	21	60	27
7500632		6	0.192	1.240	---	Carton	100	30	88	40



Do not exceed Working Load Limits (WLL)! See the SAFETY GUIDELINES section before using these products. Pages 150 - 155.



## Lock Link Chain


The strongest weldless chain with all links facing in the same direction, making it ideal for pipe suspension and operating overhead doors and steam valves. Order unit is foot.  
**NOT FOR OVERHEAD LIFTING.**

### Cartons & Drums

Stock #		Trade Size	Wire Dia. (Inches)	Inside Link Dim. (Inches)		Ft. Per Carton	Ft. Per Drum	Net Wt. (Lbs./ft.)	Working Load Limit	
Carton - Zinc	Drum - HDG			Length	Width				Lbs.	Kgs.
250320201	---	2	0.091	1.090	0.350	100	---	0.10	155	70
250321001	250341005	1/0	0.120	1.290	0.430	100	2,000	0.17	265	120
7022032	---	2/0	0.135	1.490	0.450	100	---	0.24	340	154
250324001	250344005	4/0	0.162	1.780	0.520	100	1,000	0.29	485	220
250325001	250345005	5/0	0.177	2.140	0.630	100	400	0.34	580	263

## Plastic Chain & Accessories

A light duty plastic chain made of polypropylene used mainly for decorative purposes, as a barrier or to guide traffic. Plastic chain is durable, light weight and weather resistant. Order unit is foot.  
**NOT FOR OVERHEAD LIFTING.**



### 4.25 Gallon Square Pails

Stock #				Trade Size		Dia. (In.)	Inside Link Dim. (In.)		Ft. Per Pail	Net Wt. (Lbs.)	Working Load Limit	
White	Yellow	Red	Hot Orange	In.	MM		Length	Width			Lbs.	Kgs.
H2612-0450	H2612-0452	H2612-0454	H2612-0455	1/4	6	0.230	1.000	0.320	250	11.50	25	11
H2612-0550	H2612-0552	H2612-0554	H2612-0555	5/16	8	0.305	1.520	0.390	150	12.50	40	18

### Connecting Links

Split links of plastic chain used to connect two pieces of plastic chain together.



Stock #				Trade Size		Dia. (In.)	Inside Link Dim. (In.)		Qty. Per Pkg.	Net Wt. (Lbs.)	Working Load Limit	
White	Yellow	Red	Hot Orange	(In.)	(MM)		Length	Width			Lbs.	Kgs.
H2698-0450	H2698-0452	H2698-0454	H2698-0455	1/4	6	0.230	1.051	0.307	25	0.35	25	11
H2698-0550	H2698-0552	H2698-0554	H2698-0555	5/16	8	0.305	1.461	0.355	25	0.50	40	18



Do not exceed Working Load Limits (WLL)!  
See the SAFETY GUIDELINES section before using these products. Pages 150 - 155.



# HARDWARE & INDUSTRIAL ACCESSORIES

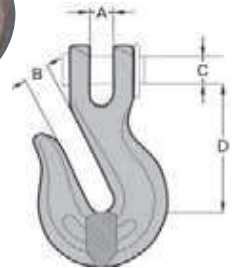
Clevis & Eye Type Hooks .....	113-116
Coupling Links .....	114
Double Clevis Links .....	114, 116
Shackles .....	117-118, 122
Repair Lap Links .....	118
Cold Shuts.....	119
Connecting Links .....	119
Quick Links .....	119, 122
Spring Links .....	120, 122
Hitch Pin Clips .....	120
S-Hooks.....	120
Snaps & Swivels .....	121
Stainless Steel Chain Accessories .....	122



## Forged Hooks NOT FOR OVERHEAD LIFTING.

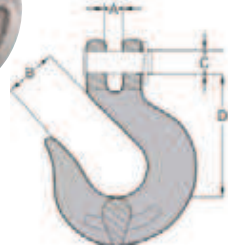
### Transport (T80) Clevis Grab Hook - Domestic

Stock #	Chain Size (Inches)	Dimensions (Inches)				Qty. Per Pkg.	Lbs. Per Each	Working Load Limit	
		A	B	C	D			Lbs.	Kgs.
8024215	1/4	0.310	0.380	0.330	1.880	10	0.42	3,500	1,588
8024315	5/16	0.380	0.440	0.390	2.380	10	0.72	4,500	2,041
8024415	3/8	0.450	0.500	0.500	2.630	10	1.14	7,100	3,221
8024615	1/2	0.590	0.660	0.590	3.310	10	2.32	12,000	5,443
8024815	5/8	0.750	0.780	0.750	3.940	5	4.08	18,100	8,210



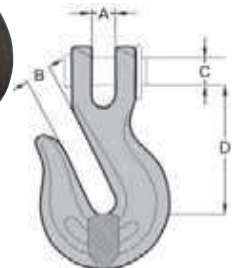
### Transport (G63) Clevis Slip Hook - Domestic

Stock #	Chain Size (Inches)	Dimensions (Inches)				Qty. Per Pkg.	Lbs. Per Each	Working Load Limit	
		A	B	C	D			Lbs.	Kgs.
8014215	1/4	0.310	0.940	0.340	2.310	10	0.50	2,750	1,247
8014315	5/16	0.380	1.060	0.390	2.560	10	0.76	3,600	1,633
8014415	3/8	0.470	1.250	0.500	3.000	10	1.37	5,500	2,495
8014615	1/2	0.590	1.750	0.590	3.940	10	2.59	9,400	4,264



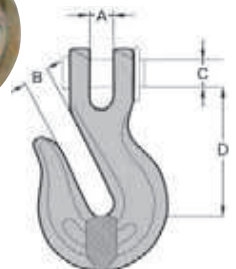
### Transport (T80) Clevis Grab Hook

Stock #	Chain Size (Inches)	Dimensions (Inches)				Qty. Per Pkg.	Lbs. Per Each	Working Load Limit	
		A	B	C	D			Lbs.	Kgs.
8008450	3/8	0.480	0.500	0.470	2.630	10	1.00	7,100	3,220
8008650	1/2	0.750	0.660	0.630	3.190	10	2.20	12,000	5,443



### Transport (G70) Clevis Grab Hook

Stock #		Chain Size (Inches)	Dimensions (Inches)				Qty. Per Pkg.	Lbs. Per Each	Working Load Limit	
Self Colored	Yellow Zinc		A	B	C	D			Lbs.	Kgs.
8022215	8022255	1/4	0.360	0.400	0.380	1.970	10	0.40	3,150	1,429
8022315	8022355	5/16	0.380	0.440	0.440	2.340	10	0.72	4,700	2,132
8022415	8022455	3/8	0.450	0.500	0.470	2.660	10	1.07	6,600	2,994
8022615	8022655	1/2	0.750	0.620	0.630	3.280	5	2.16	11,300	5,127
---	8022855	5/8	0.910	0.780	0.750	3.780	5	3.75	15,800	7,166



Do not exceed Working Load Limits (WLL)! See the SAFETY GUIDELINES section before using these products. Pages 150 - 155.

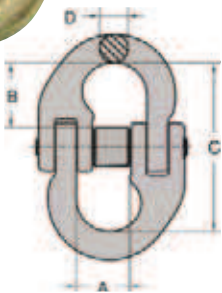
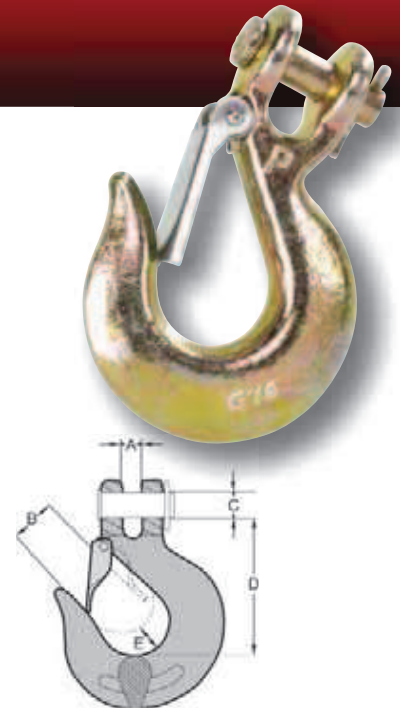
# HARDWARE & INDUSTRIAL

## Forged Hooks & Connectors

NOT FOR OVERHEAD LIFTING.

### Transport (G70) Clevis Slip Hook - w/Latch

Stock #	Chain Size (Inches)	Dimensions (Inches)				Qty. Per Pkg.	Lbs. Per Each	Working Load Limit	
		A	B	C	D			Lbs.	Kgs.
8015275	1/4	0.440	0.750	0.380	2.610	10	0.65	3,150	1,429
8015375	5/16	0.455	0.900	0.440	2.870	10	0.87	4,700	2,132
8015475	3/8	0.545	1.135	0.470	3.310	10	1.30	6,600	2,994
8015675	1/2	0.700	1.345	0.630	4.000	5	2.85	11,300	5,127
8015875	5/8	0.900	1.750	0.750	4.940	5	5.30	15,800	7,166



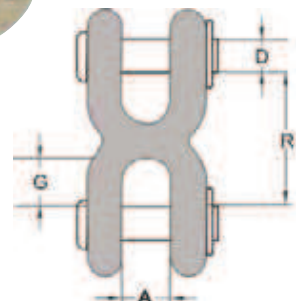
### Transport (G70) Coupling Link

Stock #	Chain Size (Inches)	Dimensions (Inches)				Qty. Per Pkg.	Lbs. Per Each	Working Load Limit	
		A	B	C	D			Lbs.	Kgs.
8153055	1/4	0.580	0.700	1.800	0.380	5	0.28	3,150	1,429
8153155	5/16	0.630	0.900	2.250	0.400	5	0.58	4,700	2,132
8153255	3/8	0.880	1.000	2.650	0.510	5	0.75	6,600	2,994
8153355	1/2	1.000	1.450	3.400	0.630	5	1.60	11,300	5,127
8153455	5/8	1.33	1.75	4.1	0.75	5	2.50	15,800	7,166

### Transport (G70) Double Clevis Link

Drop forged, quenched & tempered. Use with G70 chain.

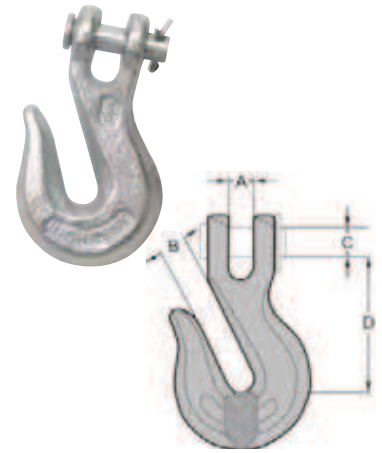
Stock #	Chain Size (Inches)	Dimensions (Inches)				Qty. Per Pkg.	Lbs. Per Each	Working Load Limit	
		A	R	D	G			Lbs.	Kgs.
8057235	1/4-5/16	0.470	1.180	0.380	0.430	10	0.33	4,700	2,132
8057435	3/8	0.530	1.340	0.470	0.480	10	0.60	6,600	2,994
8057635	7/16-1/2	0.650	1.750	0.560	0.630	10	1.00	11,300	5,127



Do not exceed Working Load Limits (WLL)!  
See the SAFETY GUIDELINES section before using these products. Pages 150 - 155.

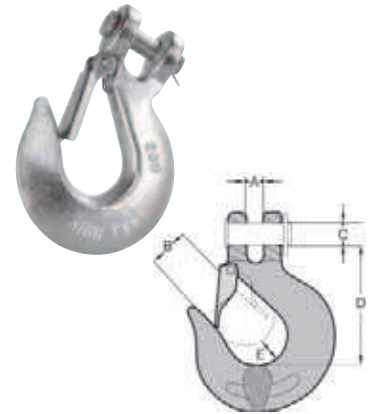
## G43 Clevis Grab Hook

Stock #		Chain Size (Inches)	Dimensions (Inches)				Qty. Per Pkg.	Lbs. Per Each	Working Load Limit	
Self Colored	Zinc		A	B	C	D			Lbs.	Kgs.
8023215	8023235	1/4	0.360	0.400	0.380	1.970	10	0.47	2,600	1,179
8023315	8023335	5/16	0.400	0.440	0.440	2.260	10	0.75	3,900	1,769
8023415	8023435	3/8	0.480	0.500	0.470	2.630	10	1.10	5,400	2,450
8023615	8023635	1/2	0.750	0.660	0.630	3.190	5	2.52	9,200	4,173
8023715	8023865	5/8	---	---	---	---	5	4.20	13,000	5,897



## G43 Clevis Slip Hook - w/Latch

Stock #	Chain Size (Inches)	Dimensions (Inches)				Qty. Per Pkg.	Lbs. Per Each	Working Load Limit	
Zinc		A	B	C	D			Lbs.	Kgs.
8016275	1/4	0.440	0.790	0.380	2.560	10	0.59	2,600	1,179
8016375	5/16	0.500	0.930	0.440	2.870	10	0.93	3,900	1,769
8016475	3/8	0.590	1.140	0.470	3.250	10	1.30	5,400	2,450
8016675	1/2	0.750	1.420	0.630	4.000	5	3.21	9,200	4,173



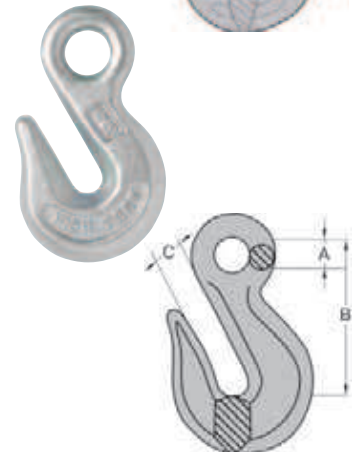
## G43 Clevis Slip Hook

Stock #	Chain Size (Inches)	Dimensions (Inches)				Qty. Per Pkg.	Lbs. Per Each	Working Load Limit	
Zinc		A	B	C	D			Lbs.	Kgs.
8013235	1/4	0.440	0.940	0.370	2.560	10	0.45	2,600	1,179
8013335	5/16	0.500	1.060	0.440	2.870	10	0.69	3,900	1,769
8013435	3/8	0.590	1.310	0.470	3.250	10	1.10	5,400	2,450
8013635	1/2	0.750	1.690	0.630	4.000	5	2.45	9,200	4,173



## G43 Eye Grab Hook

Stock #		Chain Size (Inches)	Dimensions (Inches)			Qty. Per Pkg.	Lbs. Per Each	Working Load Limit	
Self Colored	Zinc		A	B	C			Lbs.	Kgs.
8025215	8025235	1/4	0.500	1.970	0.340	10	0.28	2,600	1,179
8025315	8025335	5/16	0.560	2.250	0.440	10	0.45	3,900	1,769
8025415	8025435	3/8	0.660	2.560	0.500	10	0.79	5,400	2,450
8025615	8025635	1/2	0.880	3.380	0.660	10	1.80	9,200	4,173



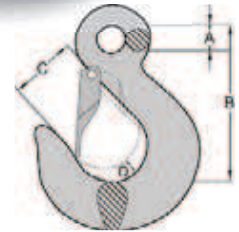
Do not exceed Working Load Limits (WLL)!  
See the SAFETY GUIDELINES section before using these products. Pages 150 - 155.

## Chain Accessories

NOT FOR OVERHEAD LIFTING.

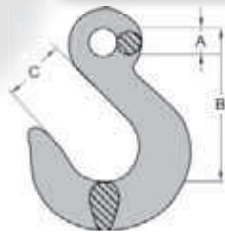
### G43 Eye Slip Hook - w/Latch

Stock#	Chain Size (Inches)	Dimensions (Inches)				Qty. Per Pkg.	Lbs. Per Each	Working Load Limit	
		A	B	C	D			Lbs.	Kgs.
8011275	1/4	0.500	2.560	0.750	0.790	10	0.42	2,600	1,179
8011375	5/16	0.630	2.950	0.880	0.790	10	0.72	3,900	1,769
8011475	3/8	0.720	3.360	1.100	1.020	10	1.03	5,400	2,450
8011675	1/2	0.940	4.280	1.380	1.300	10	2.45	9,200	4,173



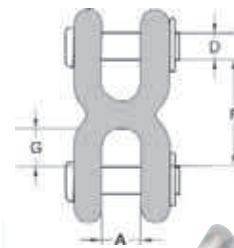
### G43 Eye Slip Hook

Stock#	Chain Size (Inches)	Dimensions (Inches)			Qty. Per Pkg.	Lbs. Per Each	Working Load Limit	
		A	B	C			Lbs.	Kgs.
8011235	1/4	0.500	2.560	0.940	10	0.40	2,600	1,179
8011335	5/16	0.630	2.950	1.060	10	0.70	3,900	1,769
8011435	3/8	0.720	3.360	1.310	10	1.00	5,400	2,450
8011635	1/2	0.940	4.280	1.690	10	2.40	9,200	4,173



### G43 Double Clevis Link

Stock #	Chain Size (Inches)	Dimensions (Inches)				Qty. Per Pkg.	Lbs. Per Each	Working Load Limit	
		A	R	D	G			Lbs.	Kgs.
8027235	1/4-5/16	0.470	1.180	0.380	0.430	10	0.30	3,900	1,769
8027435	3/8	0.530	1.340	0.470	0.480	10	0.40	5,400	2,450
8027635	7/16-1/2	0.650	1.750	0.560	0.630	10	0.98	9,200	4,173



Do not exceed Working Load Limits (WLL)! See the SAFETY GUIDELINES section before using these products. Pages 150 - 155.


## Peer-Lift Galvanized Anchor Shackles

**Screw Pin Anchor Shackles** are ideal for those applications where frequent pin removal is needed.  
**Safety Pin Anchor Shackles** are complete with bolt, nut and cotter pin.

- Meet or exceed FED SPEC RR-C-271 requirements
- Hot Dipped Galvanized to ASTM A153
- Proof load at 2 times Working Load Limit
- Ultimate load at 6 times the Working Load Limit

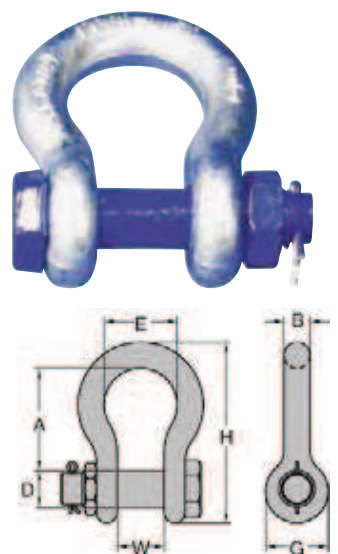
### Peer-Lift Screw Pin Anchor Shackles (RR-C-271F, Type IVA, Grade A, Class 2)

Stock#	Trade Size (Inches)	Pin Dia. (D)	Dimensions (Inches)					Qty. Per Pkg.	Lbs. Per Each	WLL (Ton)
			W	A	E (Min)	G (Max)	B (Min)			
8058105	3/16	1/4	0.375	0.875	0.562	0.625	0.180	250	0.06	1/3
8058205	1/4	5/16	0.469	1.125	0.750	0.875	0.240	250	0.11	1/2
8058305	5/16	3/8	0.531	1.250	0.812	1.000	0.300	150	0.19	3/4
8058405	3/8	7/16	0.656	1.438	0.938	1.125	0.360	100	0.31	1
8059205	7/16	1/2	0.750	1.688	1.062	1.250	0.420	100	0.49	1-1/2
8058505	1/2	5/8	0.812	1.875	1.188	1.375	0.480	50	0.73	2
8058605	5/8	3/4	1.062	2.375	1.500	1.875	0.590	25	1.37	3-1/4
8058705	3/4	7/8	1.250	2.812	1.750	2.125	0.710	25	2.36	4-3/4
8058805	7/8	1	1.438	3.312	2.000	2.375	0.830	10	3.62	6-1/2
8058905	1	1-1/8	1.688	3.750	2.312	2.625	0.950	10	5.07	8-1/2
8058005	1-1/8	1-1/4	1.812	4.250	2.625	2.875	1.070	5	7.41	9-1/2
8059005	1-1/4	1-3/8	2.031	4.688	2.875	3.250	1.190	5	9.51	12
8059305	1-3/8	1-1/2	2.250	5.250	3.250	3.500	1.310	5	13.25	13-1/2
8059105	1-1/2	1-5/8	2.375	5.750	3.375	3.750	1.420	5	17.70	17
8059405	1-3/4	2	2.875	7.000	4.500	4.500	1.660	1	30.40	25
8059505	2	2-1/4	3.250	7.750	5.250	5.250	1.900	1	45.04	35



### Peer-Lift Bolt, Nut & Cotter Anchor Shackles (RR-C-271F, Type IVA, Grade A, Class 3)


Stock#	Trade Size (Inches)	Pin Dia. (D)	Dimensions (Inches)					Qty. Per Pkg.	Lbs. Per Each	WLL (Ton)
			W	A	E (Min)	G (Max)	B (Min)			
8063005	3/16	1/4	0.375	0.875	0.562	0.625	0.180	250	0.06	1/3
8063105	1/4	5/16	0.469	1.125	0.750	0.875	0.240	250	0.11	1/2
8063205	5/16	3/8	0.531	1.250	0.812	1.000	0.300	150	0.22	3/4
8063305	3/8	7/16	0.656	1.438	0.938	1.125	0.360	100	0.33	1
8063405	7/16	1/2	0.750	1.688	1.062	1.250	0.420	100	0.51	1-1/2
8063505	1/2	5/8	0.812	1.875	1.188	1.375	0.480	50	0.79	2
8063605	5/8	3/4	1.062	2.375	1.500	1.875	0.590	25	1.68	3-1/4
8063705	3/4	7/8	1.250	2.812	1.750	2.125	0.710	25	2.72	4-3/4
8063805	7/8	1	1.438	3.312	2.000	2.375	0.830	10	3.95	6-1/2
8063905	1	1-1/8	1.688	3.750	2.312	2.625	0.950	10	5.67	8-1/2
8064005	1-1/8	1-1/4	1.812	4.250	2.625	2.875	1.070	5	8.28	9-1/2
8064105	1-1/4	1-3/8	2.031	4.688	2.875	3.250	1.190	5	11.73	12
8064205	1-3/8	1-1/2	2.250	5.250	3.250	3.500	1.310	5	15.83	13-1/2
8064305	1-1/2	1-5/8	2.375	5.750	3.375	3.750	1.420	5	20.81	17
8064405	1-3/4	2	2.875	7.000	4.500	4.500	1.660	1	33.93	25
8064505	2	2-1/4	3.250	7.750	5.250	5.250	1.900	1	52.29	35



Do not exceed Working Load Limits (WLL)!  
 See the SAFETY GUIDELINES section before using these products. Pages 150 - 155.

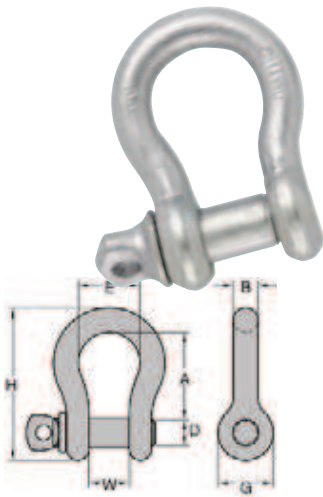
## Peer-Lift Screw Pin Chain Shackles (RR-C-271F, Type IVA, Grade A, Class 2)

Stock#	Trade Size (Inches)	Pin Dia. (D)	Dimensions (Inches)				Qty. Per Pkg.	Lbs. Per Each	WLL (Ton)
			C	A	G (Max)	B (Min)			
8060005	3/16	1/4	0.375	0.750	0.625	0.180	25	0.05	1/3
8060105	1/4	5/16	0.469	0.875	0.875	0.240	25	0.11	1/2
8060205	5/16	3/8	0.531	1.031	1.000	0.300	25	0.18	3/4
8060305	3/8	7/16	0.656	1.125	1.250	0.360	25	0.30	1
8060505	1/2	5/8	0.812	1.625	1.375	0.480	10	0.59	2
8060605	5/8	3/4	1.062	2.000	1.875	0.590	10	1.27	3-1/4
8060705	3/4	7/8	1.250	2.375	2.125	0.710	10	2.60	4-3/4
8060805	7/8	1	1.438	2.812	2.375	0.830	5	3.15	6-1/2
8060905	1	1-1/8	1.688	3.188	2.625	0.950	5	4.75	8-1/2
8061005	1-1/8	1-1/4	1.812	3.562	2.875	1.070	5	6.75	9-1/2
8061105	1-1/4	1-3/8	2.031	3.938	3.250	1.190	5	9.00	12
8061205	1-3/8	1-1/2	2.250	4.438	3.500	1.310	1	15.00	13-1/2
8061305	1-1/2	1-5/8	2.375	4.875	3.750	1.420	1	22.00	17



## Commercial Grade Screw Pin Anchor Shackles

Stock#		Trade Size (Inches)	Pin Dia. (D)	Dimensions (Inches)				Qty. Per Pkg.	Lbs. Per Each	WLL (Ton)
HDG	Zinc			W	A	E	B			
8065005	8065805	3/16	1/4	0.350	0.870	0.630	0.200	10	0.04	1/4
8065105	8065905	1/4	5/16	0.470	1.100	0.750	0.240	10	0.08	1/3
8065205	8066005	5/16	3/8	0.590	1.220	0.830	0.280	10	0.13	1/2
8065305	8066105	3/8	7/16	0.630	1.420	1.020	0.360	10	0.23	3/4
8065405	---	7/16	1/2	0.630	1.770	1.070	0.400	10	0.31	1
8065505	---	1/2	5/8	0.870	1.890	1.300	0.480	10	0.55	1-1/2
8065605	---	5/8	3/4	1.100	2.320	1.620	0.590	5	1.08	2-1/4
8065705	---	3/4	7/8	1.300	2.640	1.930	0.750	4	1.76	3-1/4



## Repair Lap Links

Low carbon steel. For temporary chain repair and coupling of attachments when using lap links with chain. Use one size larger than chain size.

Stock #		Trade Size (Inches)	Dimensions (Inches)		Qty. Per Pkg.	Lbs. Per Each	Working Load Limit	
Self Colored	Zinc		A	B			Lbs.	Kgs.
8030125	8030135	3/16	1.000	0.505	100	0.03	240	109
8030225	8030235	1/4	1.215	0.512	50	0.07	400	181
8034225	8034235	1/4	2.000	0.680	50	0.10	400	181
8030325	8030335	5/16	1.510	0.730	50	0.15	950	431
8030425	8030435	3/8	1.650	0.785	50	0.23	1,250	567
8034425	8034435	3/8	2.125	0.840	50	0.27	1,250	567
8034625	---	1/2	2.570	1.010	50	0.59	2,000	907

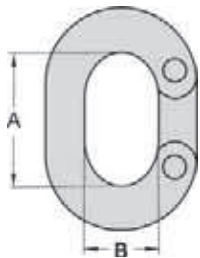


Do not exceed Working Load Limits (WLL)! See the SAFETY GUIDELINES section before using these products. Pages 150 - 155.

## Cold Shuts

Low carbon steel. For temporary chain repair and coupling of attachments when using chain, use one size larger than chain size.

Stock #		Trade Size (Inches)	Dimensions (Inches)		Qty. Per Pkg.	Lbs. Per Each	Working Load Limit	
Self Colored	Zinc		A	B			Lbs.	Kgs.
8040115	8040140	3/16	0.89	0.83	25	0.03	390	177
8040215	8040235	1/4	1.10	0.84	25	0.05	750	340
8040315	8040335	5/16	1.22	1.06	25	0.10	1,250	567
8040415	8040440	3/8	1.45	1.33	25	0.17	1,630	739
8040615	---	1/2	1.60	1.68	25	0.39	3,500	1,588



## Connecting Links

Low carbon steel. For temporary chain repair and coupling of attachments when using lap links with chain. Use one size larger than chain size.

Stock #		Trade Size (Inches)	Dimensions (Inches)		Qty. Per Pkg.	Lbs. Per Each	Working Load Limit	
Self Colored	Zinc		A	B			Lbs.	Kgs.
8050215	440840403	1/4	1.000	0.500	10	0.06	1,300	590
8050315	440840503	5/16	1.063	0.563	10	0.11	1,900	862
8050415	440840603	3/8	1.312	0.625	10	0.18	2,650	1,202
8050615	440840802	1/2	1.625	0.750	10	0.36	4,500	2,042

## Quick Links

Low carbon steel. Fast, easy connection for permanent or temporary connection.

Stock#	Trade Size (Inches)	Diameter		Dimensions (Inches)			Qty. Per Pkg.	Lbs. Per Each	Working Load Limit	
		Inches	MM	Inside Length	Inside Width	Opening			Lbs.	Kgs.
8056035	1/8	0.125	3	1.200	0.410	0.180	20	0.02	220	100
8056135	3/16	0.197	5	1.560	0.500	0.270	20	0.05	616	279
8056235	1/4	0.240	6	1.900	0.630	0.310	20	0.08	880	400
8056335	5/16	0.310	8	2.300	0.750	0.370	20	0.18	1,540	699
8056435	3/8	0.350	9	2.560	0.780	0.440	10	0.24	1,900	862
8056635	1/2	0.470	12	3.270	0.890	0.540	10	0.53	2,650	1,202



Do not exceed Working Load Limits (WLL)! See the SAFETY GUIDELINES section before using these products. Pages 150 - 155.



# HARDWARE & INDUSTRIAL

## Spring Links

Low carbon steel. Fast, easy connection for permanent or temporary connection.

Stock#	Trade Size (Inches)	Diameter		Length (Inches)	Qty. Per Pkg.	Lbs. Per Each	Working Load Limit	
		Inches	MM				Lbs.	Kgs.
4412240	1/8	0.155	4	2.000	10	0.03	200	90
4412840	3/16	0.188	5	2.000	20	0.04	100	45
4410440	1/4	0.240	6	2.375	20	0.06	175	79
4410640	9/32	0.276	7	2.750	20	0.09	225	102
4410240	5/16	0.310	8	3.125	20	0.16	350	159
4426040	11/32	0.350	9	3.500	10	0.23	400	181
4425240	3/8	0.393	10	4.000	10	0.32	425	193
4426140	7/16	0.433	11	4.750	10	0.45	750	340
4427140	1/2	0.465	12	4.724	10	0.55	1,200	544



## Hitch Pin Clips

Stock #	Trade Size	Wire Diameter		Dimensions		Qty. Per Pkg.	Lbs. Per Each
		Inches	Gauge	Overall Length	Shaft Diameter		
3440335	3	0.091	11	1.630	1/4 to 1/2	2000	0.007
3440635	6	0.177	5	3.380	5/8 to 1	500	0.050
3440735	7	0.091	11	2.310	1/4 to 5/8	2000	0.010
3440835	8	0.177	5	3.750	7/8 to 1-1/4	500	0.055
3440935	9	0.148	7	2.450	3/4 to 1-1/8	1000	0.034
3441135	11	0.125	8	2.620	7/16 to 3/4	2000	0.018
3441435	14	0.091	11	2.500	3/8 to 3/4	2000	0.010
3441635	16	0.125	8	1.440	1/2 to 3/8	2000	0.015
3441735	17	0.080	12	1.560	3/8 to 1/2	2000	0.005
3441935	19	0.243	3	4.060	1 to 1-1/2	250	0.115




## S-Hooks - Low Carbon Steel

Stock#	Hook No.	S-Hook Type	Diameter		Qty. Per Pkg.	Lbs. Per Each	Working Load Limit	
			Wire Dia.	Inside Length			Lbs.	Kgs.
7902735	27	II	0.080	1.000	1,000	0.003	12	5
7906335	63	II	0.105	1.000	1,000	0.006	31	14
7900835	8	II	0.120	1.000	1,000	0.008	46	21
7904335	43	II	0.120	1.000	1,000	0.008	48	22
7900935	9	II	0.162	1.000	1,000	0.016	106	48
7949835	498	II	0.120	1.500	1,000	0.012	28	13
7901035	10	I	0.135	1.500	1,000	0.015	25	11
7900635	6	I	0.192	1.500	1,000	0.033	70	32
7911035	110	II	0.192	1.500	1,000	0.032	117	53
7900435	4	I	0.225	1.500	1,000	0.047	129	59
7901435	14	I	0.187	2.000	1,000	0.038	53	24
7953235	532	I	0.249	2.000	1,000	0.071	142	64
7952635	526	II	0.249	2.000	500	0.071	189	86
7962935	629	II	0.312	2.000	500	0.119	450	204
7953935*	539	I	0.177	2.500	1,000	0.039	41	19
7901735	17	I	0.312	2.500	500	0.137	255	116
7901835	18	I	0.375	2.500	250	0.206	457	207
7906635	66	II	0.375	2.500	250	0.215	428	194

\*Made from Galvanized Wire.



Type I



Type II



Do not exceed Working Load Limits (WLL)!  
See the SAFETY GUIDELINES section before using these products. Pages 150 - 155.

# CHAIN ACCESSORIES

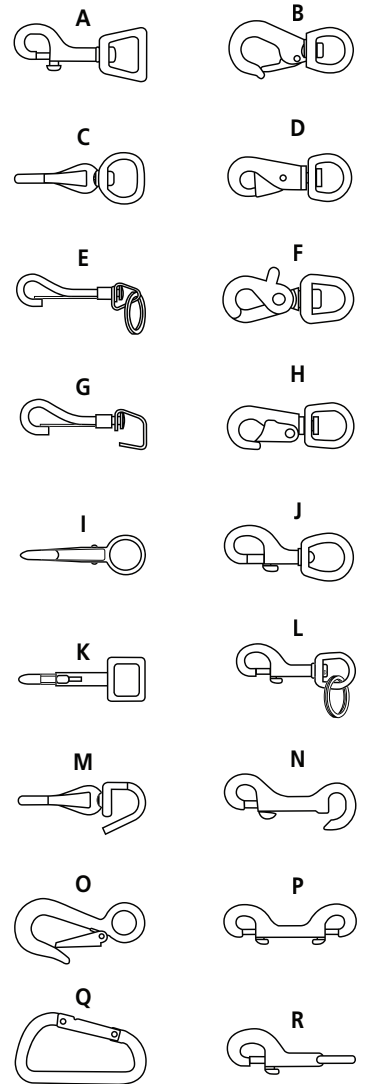
## Snaps

### Snaps - Brass Finish

Stock #	Dimensions (Inches)		Type	Qty. Per Pkg.	Lbs. Per Each
	Brass	Eye Dia.			
4433440	9/16	3-1/4	Swivel Eye Quick Snap (B)	20	0.15
4415340	5/8	3-5/8	Swivel Eye Quick Snap (B)	20	0.17
4415140	1-1/8	2-3/4	Swivel Eye Trigger Snap (F)	20	0.12
4433240	3/4	3-1/8	Swivel Eye Bolt Snap (J)	20	0.15
4415240	1	3-1/2	Swivel Eye Bolt Snap (J)	10	0.17
4414840	1-1/8	4-5/8	Swivel Eye Bolt Snap (J)	10	0.34
4424840	3/8	3-1/2	Double End Bolt Snap (P)	20	0.14
4426740	1/2	3	Swivel Strap Eye Bolt Snap (A)	20	0.09
4425140	1	3	Swivel Strap Eye Bolt Snap (A)	10	0.18
4424640	3/8	2	Fixed Eye Quick Snap (I)	20	0.12
4424740	5/8	3-7/16	Fixed Eye Quick Snap (I)	20	0.15

### Snaps - Nickel Finish

Stock #	Dimensions (Inches)		Type	Qty. Per Pkg.	Lbs. Per Each
	Nickel	Eye Dia.			
4414440	3/4	3-1/4	Swivel Eye Quick Snap (B)	40	0.14
4410340	7/8	4	Swivel Eye Bull Snap (D)	20	0.34
4414340	3/4	2-9/16	Swivel Eye Trigger Snap (F)	40	0.10
4410540	3/4	3-7/8	Swivel Eye Trigger Snap (F)	20	0.21
4424540	3/4	3-3/8	Swivel Eye Cap Snap (H)	30	0.17
4410940	1	3-5/8	Swivel Eye Cap Snap (H)	30	0.14
4410040	3/4	3-3/16	Swivel Eye Bolt Snap (J)	40	0.08
4414040	7/8	3-3/16	Swivel Eye Bolt Snap (J)	20	0.11
4413540	1	4	Swivel Eye Bolt Snap (L)	20	0.21
4415440	1	3-3/4	Key Ring Swivel Eye Bolt Snap (N)	30	0.12
4414140	1/2	3-1/2	Open End Bolt Snap (P)	20	0.12
4418040	1/4	3-1/2	Double End Bolt Snap (P)	20	0.10
4410140	5/8	4-5/8	Double End Bolt Snap (R)	20	0.16
4414640	5/8	3-5/16	Fixed Eye Bolt Snap (F)	30	0.13
4425340	1	3-1/4	Fixed Strap Eye Bolt Snap (K)	20	0.14
4424940	5/8	3-3/4	Swivel Strap Eye Bolt Snap (A)	40	0.07
4411740	1/2	2-1/2	Swivel Eye Spring Snap (C)	60	0.05
4412140	3/4	2-7/8	Swivel Eye Spring Snap (C)	50	0.06
4415540	7/8	4-1/2	Key Ring Swivel Spring Snap (E)	20	0.12
4417340	1/4	2-7/8	Open End Swivel Snap (G)	20	0.06
4412340	3/8	2-1/2	Open End Spring Snap (M)	60	0.04
4414540	3/4	3-1/2	Fixed Eye Safety Snap (O)	20	0.26



### Snaps - Zinc Finish

Stock #	Dimensions (Inches)		Type	Qty. Per Pkg.	Lbs. Per Each
	Zinc	Eye Dia.			
4426540	3/8	2-15/16	Swivel Eye Bolt Snap (J)	20	0.09
4426640	5/8	4-1/4	Swivel Eye Bolt Snap (J)	20	0.14

### Snaps - Multi-Colored Finish

Stock #	Dimensions (Inches)		Type	Qty. Per Pkg.	Lbs. Per Each
	Multi-Colored	Eye Dia.			
4427040	-	3	Anodized Spring Link (Q)	25	0.05



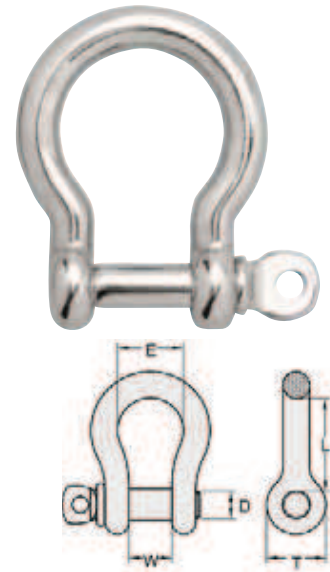
Do not exceed Working Load Limits (WLL)! See the SAFETY GUIDELINES section before using these products. Pages 150 - 155.

## Stainless Steel Chain Accessories

NOT FOR OVERHEAD LIFTING.


### A316 Stainless Steel Screw Pin Anchor Shackle

Stock #	Trade Size	Dimensions (Inches)					Qty. Per Pkg.	Lbs. Per Each	Working Load Limit	
		D	W	E	L	T			Lbs.	Kgs.
H8624-0340	3/16	0.250	0.374	0.591	0.866	0.551	5	0.04	400	181
H8624-0440	1/4	0.313	0.472	0.787	1.102	0.610	5	0.07	750	340
H8624-0540	5/16	0.375	0.512	0.827	1.220	0.748	5	0.15	1,060	481
H8624-0640	3/8	0.438	0.630	1.024	1.417	0.906	5	0.29	1,600	726
H8624-0840	1/2	0.625	0.827	1.299	1.890	1.181	5	0.50	2,800	1,270
H8624-0940	5/8	0.750	1.063	1.693	2.362	1.496	5	1.09	4,900	2,200
H8624-1040	3/4	0.875	1.260	2.008	2.795	1.811	5	2.18	6,500	3,000
H8624-1140	7/8	1.000	1.417	2.283	3.307	2.087	5	2.87	7,300	3,300
H8624-1240	1	1.125	1.693	2.677	3.740	2.362	5	3.97	8,400	4,000



### A316 Stainless Steel Screw Pin Chain Shackle

Stock #	Trade Size	Dimensions (Inches)				Qty. Per Pkg.	Lbs. Per Each	Working Load Limit	
		D	W	L	T			Lbs.	Kgs.
H8624-0340	3/16	0.200	0.430	0.280	0.400	5	0.04	400	181
H8624-0440	1/4	0.240	0.470	0.320	0.430	5	0.07	750	340
H8624-0540	5/16	0.280	0.670	0.390	0.630	5	0.16	1,060	481
H8624-0640	3/8	0.350	0.830	0.510	0.790	5	0.27	1,600	726
H8624-0840	1/2	0.430	0.980	0.830	0.910	5	0.44	2,800	1,270



### A316 Stainless Steel Quick Link

Stock #	Trade Size (In.)	Dia.		Dimensions (Inches)			Qty. Per Pkg.	Lbs. Per Each	WLL	
		In.	MM	Inside Length	Inside Width	Opening			Lbs.	Kgs.
H8224-0240	1/8	0.125	3	1.300	0.390	0.200	5	0.02	500	227
H8224-0340	3/16	0.197	5	1.500	0.550	0.240	5	0.05	800	363
H8224-0440	1/4	0.240	6	1.780	0.550	0.280	5	0.09	1,250	567
H8224-0540	5/16	0.310	8	2.290	0.710	0.390	5	0.18	1,800	816
H8224-0640	3/8	0.390	10	2.710	0.870	0.470	5	0.32	2,400	1,089
H8224-0840	1/2	0.470	12	3.150	0.980	0.590	5	0.55	2,800	1,270



### A316 Stainless Steel Spring Link

Stock #	Trade Size Inches	Diameter		Overall Length (Inches)	Qty. Per Pkg.	Lbs. Per Each	WLL	
		Inches	MM				Lbs.	Kgs.
H8724-0340	3/16	0.200	5.5	1.970	5	0.03	400	181
H8724-0440	1/4	0.240	6	2.360	5	0.06	750	340
H8724-0540	5/16	0.320	8	3.150	5	0.15	1,060	481
H8724-0640	3/8	0.400	10	3.940	5	0.26	1,600	726
H8724-0840	1/2	0.470	12	5.510	5	0.58	2,200	998



Do not exceed Working Load Limits (WLL)! See the SAFETY GUIDELINES section before using these products. Pages 150 - 155.



**HARDWARE & INDUSTRIAL**  
**MISC. HARDWARE**

Chain & Fitting Displays .....	124-125
Solid Braided Nylon Rope .....	126
Manila Rope .....	126
Poly Truck Rope .....	126
Twisted Nylon Rope .....	127
Twisted Poly Rope .....	127
Solid Braided Poly Rope .....	127
Aircraft Cable & Wire Rope .....	128-129
Wire Rope Accessories .....	130-132
Anti-Theft Chain & Padlocks .....	133-134
Pallet Jacks .....	134-135

## H9800-0400 - Chain & Fittings Assortment

Free standing display rack & welded chain assortment with 6 pails and 18 different chain accessories. Assortment can be purchased with or without a cutter.



Rack measures:  
29" Wide,  
68" High,  
24" Deep.

Item	Stock #	Trade Size	Description	Finish	Assorted Qty.	Assorted Wt./Lbs.
1	H0110-0311	3/16" x 250'	Proof coil pail	BZ	1	105.00
2	H0110-0411	1/4" x 141'	Proof coil pail	BZ	1	95.50
3	H0110-0511	5/16" x 92'	Proof coil pail	BZ	1	87.00
4	H0110-0611	3/8" x 63'	Proof coil pail	BZ	1	87.00
5	H0810-2111	2/0 x 350'	Straight link coil pail	BZ	1	104.00
6	H0910-2111	2/0 x 300'	Passing link pail	BZ	1	101.00
7	8013235	1/4"	Clevis slip hooks	BZ	10	5.00
8	8013335	5/16"	Clevis slip hooks	BZ	10	6.80
9	8013435	3/8"	Clevis slip hooks	BZ	10	13.00
10	8023235	1/4"	Clevis grab hooks	BZ	10	4.00
11	8023335	5/16"	Clevis grab hooks	BZ	10	7.10
12	8023435	3/8"	Clevis grab hooks	BZ	10	9.80
13	8030135	3/16"	Repair lap links	BZ	100	3.00
14	8030235	1/4"	Repair lap links	BZ	50	3.00
15	8030335	5/16"	Repair lap links	BZ	50	6.50
16	8030435	3/8"	Repair lap links	BZ	50	13.00
17	8056235	1/4"	Quick links	BZ	40	3.20
18	8056335	5/16"	Quick links	BZ	40	2.40
19	8056435	3/8"	Quick links	BZ	20	6.40
20	8027235	1/4" - 5/16"	Double Clevis	BZ	20	6.00
21	4412840	3/16"	Spring links	BZ	60	2.28
22	4410440	1/4"	Spring links	BZ	60	3.15
23	4410240	5/16"	Spring links	BZ	20	3.10
24	4425240	3/8"	Spring links	BZ	10	3.00
25	4000222	---	Ratchet style welded chain cutter	---	1	9.10
26	H9830-0220	---	Additional small plastic bins	---	6	1.20
27	H9850-0109	---	Additional bin rail	---	1	2.00
---	H9850-0500	---	Display rack with 12 bins	---	1	50.00
---	H9800-0400	---	Complete rack & assortment listed above	---	---	742.50
---	H9800-0405	---	Complete rack & assortment w/o cutter	---	---	733.40



Do not exceed Working Load Limits (WLL)!  
See the SAFETY GUIDELINES section before using these products. Pages 150 - 155.

## H9800-0450 - Easy Load Gondola Display

Pail stackers & welded chain assortment with 6 pails of welded chain. Also includes 19 different chain accessories and bins. Assortment can be purchased with or without a cutter. (Gondola not included)

Item	Stock #	Trade Size	Description	Finish	Assorted Qty.	Assorted Wt./Lbs.
1	H0110-0311	3/16" x 250'	Proof coil pail	BZ	1	105.00
2	H0110-0411	1/4" x 141'	Proof coil pail	BZ	1	95.50
3	H0110-0511	5/16" x 92'	Proof coil pail	BZ	1	87.00
4	H0110-0611	3/8" x 63'	Proof coil pail	BZ	1	87.00
5	H0810-2111	2/0 x 125'	Straight link coil pail	BZ	1	104.00
6	H0910-2111	2/0 x 150'	Passing link pail	BZ	1	101.00
7	8013235	1/4"	Clevis slip hooks	BZ	20	6.60
8	8013335	5/16"	Clevis slip hooks	BZ	20	6.80
9	8013435	3/8"	Clevis slip hooks	BZ	10	13.50
10	8023235	1/4"	Clevis grab hooks	BZ	20	4.60
11	8023335	5/16"	Clevis grab hooks	BZ	20	7.10
12	8023435	3/8"	Clevis grab hooks	BZ	20	9.80
13	8030135	1/4"	Repair lap links	BZ	100	5.00
14	8030235	5/16 "	Repair lap links	BZ	50	5.50
15	8030335	3/8 "	Repair lap links	BZ	50	6.50
16	8030435	1/2"	Repair lap links	BZ	50	13.00
17	8056135	3/16"	Quick links	BZ	60	3.60
18	8056235	1/4"	Quick links	BZ	60	4.80
19	8056335	5/16"	Quick links	BZ	40	6.80
20	8056435	3/8"	Quick links	BZ	20	6.40
21	8027235	1/4" - 5/16"	Double clevis	BZ	20	6.00
22	4412840	3/16"	Spring links	BZ	60	1.80
23	4410440	1/4"	Spring links	BZ	60	3.60
24	4410240	5/16"	Spring links	BZ	20	3.00
25	4425240	3/8	Spring links	BZ	20	6.00
26	4000244	---	Hydraulic style welded chain cutter	---	1	30.00
27	H9830-0224	---	Small, long plastic bins	---	11	5.39
28	H9830-0230	---	Large plastic bins	---	8	4.80
29	H9850-0128	---	E-Z Load stackers (pair)	---	3	42.00
30	H9850-0130	---	Hydraulic cutter mounting kit for pail stackers	---	1	1.25
31	H9850-0915	---	48" Retail display sign w/mounting hardware	---	1	1.50
---	H9800-0450	---	Complete rack & assortment listed above	---	---	808.00
---	H9800-0455	---	Complete rack & assortment w/o cutter	---	---	777.00



Rack measures:  
29" Wide,  
68" High,  
24" Deep.



Do not exceed Working Load Limits (WLL)!  
See the SAFETY GUIDELINES section before using these products. Pages 150 - 155.

## Solid Braided Nylon Rope - Reels

Stock #	Diameter (Inches)	Ft. Per Package	Lbs. Per Package	Working Load Limit	
				Lbs.	Kgs.
2804893	1/4	800	11	160	72
2805332	5/16	600	15	280	127
2804894	3/8	330	11	330	149
2804895	1/2	165	11	400	181
2804892	3/16	1000	9	82	37



## Manila Rope - Reels

Stock #	Diameter (Inches)	Ft. Per Package	Lbs. Per Package	Working Load Limit	
				Lbs.	Kgs.
2880025	3/8	600	25	122	55
2880030	1/2	600	56	240	109
2880035	5/8	600	80	400	181
2880040	3/4	600	95	490	222
2890045	7/8	600	135	693	314

## Poly Truck Rope - Reels

Stock #	Diameter (Inches)	Ft. Per Package	Lbs. Per Package	Working Load Limit	
				Lbs.	Kgs.
2871290	3/8	600	20	270	122
2871295	1/2	300	15	420	190



Do not exceed Working Load Limits (WLL)!  
See the SAFETY GUIDELINES section before using these products. Pages 150 - 155.

## Twisted Nylon Rope - Reels



Stock #	Diameter (Inches)	Ft. Per Package	Lbs. Per Package	Working Load Limit	
				Lbs.	Kgs.
White					
2804896	1/4	600	9	165	75
2804897	3/8	300	9	370	168
2805378	5/8	120	12	1,000	454



## Twisted Poly Rope - Reels

Stock #	Diameter (Inches)	Ft. Per Package	Lbs. Per Package	Working Load Limit	
				Lbs.	Kgs.
Yellow					
2804902	1/4	600	8	125	57
2804903	3/8	300	10	270	122
2804904	1/2	150	7	420	191

## Solid Braided Poly Rope - Hanks

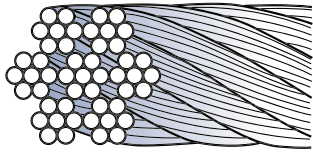
Stock #	Diameter (Inches)	Hanks Per Package	Lbs. Per Package	Working Load Limit	
				Lbs.	Kgs.
Multi-Colored					
2807234	3/8	12 @ 50'	17	240	109
2807088	3/8	12 @ 100'	33	240	109
2807236	1/2	12 @ 50'	24	380	172
2807235	1/2	6 @ 100'	12	380	172



Do not exceed Working Load Limits (WLL)! See the SAFETY GUIDELINES section before using these products. Pages 150 - 155.

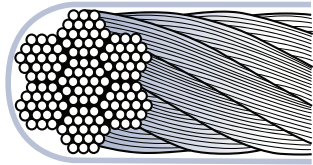


## Three Common wire ropes for consumer applications.



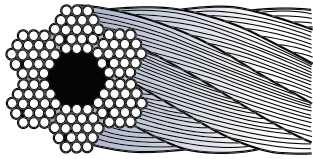
**7 x 7 Construction**

**7 x 7 construction** with seven strands of seven wires, uses heavier gauge wire which offers better abrasion resistance than 7 x 19, but it is not as strong and less flexible.



**7 x 19 Construction**  
(available with vinyl coating)

**7 x 19 construction** is the most practical. With its seven strands of nineteen wires each, it is stronger than the other two types, has excellent flexibility and good abrasion resistance.



**6 x 19 Construction**  
(Fiber Core)

**6 x 19 fiber core** wire rope is the most economical where large diameters are required and it offers very good abrasion resistance. It is less flexible and not as strong as the other types. Often used for longer, straight runs.



## Galvanized Aircraft Cable - Small Reels

Stock #	Diameter (Inches)	Construction	Ft. Per Pkg.	Lbs. Per Pkg.	Working Load Limit	
					Lbs.	Kgs.
4501090	1/16	7 x 7	500	5	96	43
4500905	3/32	7 x 7	250	5	184	83
4500990	3/32	7 x 7	500	10	184	83
4501104	1/8	7 x 7	250	8	340	154
4501190	1/8	7 x 7	500	15	340	154
4503215	3/16	7 x 7	500	30	740	335
4503308	1/4	7 x 7	250	28	1,220	553
4501110	1/8	7 x 19	250	8	400	181
4501115	1/8	7 x 19	500	15	400	181
4503290	3/16	7 x 19	250	18	840	381
4503210	3/16	7 x 19	500	35	840	381
4503317	1/4	7 x 19	250	28	1,400	635
4503320	1/4	7 x 19	500	55	1,400	635
4503405	5/16	7 x 19	500	85	2,000	907
4503501	3/8	7 x 19	250	60	2,880	1,306
4503505	3/8	7 x 19	500	120	2,880	1,306

## Galvanized Aircraft Cable - Large Spools

Stock #	Diameter (Inches)	Construction	Ft. Per Pkg.	Lbs. Per Pkg.	Working Load Limit	
					Lbs.	Kgs.
H4008-0011	1/16	7 x 7	1,000	16	96	43
H4007-0011	1/16	7 x 7	5,000	40	96	43
H4008-0111	3/32	7 x 7	1,000	19	184	83
H4007-0111	3/32	7 x 7	5,000	60	184	83
H4008-0211	1/8	7 x 7	1,000	29	340	154
H4007-0211	1/8	7 x 7	5,000	105	340	154
H3808-0211	1/8	7 x 19	1,000	32	400	181
H3807-0211	1/8	7 x 19	5,000	145	400	181
H3808-0311	3/16	7 x 19	1,000	70	840	381
H3807-0311	3/16	7 x 19	5,000	325	840	381
H3808-0411	1/4	7 x 19	1,000	119	1,400	635
H3807-0411	1/4	7 x 19	5,000	550	1,400	635
H3808-0511	5/16	7 x 19	1,000	184	2,000	907
H3807-0511	5/16	7 x 19	5,000	865	2,000	907
H3808-0611	3/8	7 x 19	1,000	243	2,880	1,306
H3807-0611	3/8	7 x 19	5,000	1215	2,880	1,306



Do not exceed Working Load Limits (WLL)! See the SAFETY GUIDELINES section before using these products. Pages 150 - 155.

## IWRC\* & Fiber Core Wire Rope - Small Reels

Stock #	Diameter (Inches)	Construction	Core Type	Ft. Per Package	Lbs. Per Package	Working Load Limit	
						Lbs.	Kgs.
4503315	1/4	6 x 19	Fiber	500	55	1,096	497
4500105	5/16	6 x 19	Fiber	500	80	1,704	773
4500205	3/8	6 x 19	Fiber	500	120	2,400	1089
4500305	1/2	6 x 19	Fiber	250	105	4,280	1,941
4500350	1/2	6 x 19	IWRC*	250	115	4,600	2,087

\*Independent Wire Rope Core



## Vinyl Coated Aircraft Cable - Small Reels



Stock #	Diameter (Inches)	Diameter w/Coating (Inches)	Construction	Ft. Per Pkg.	Lbs. Per Pkg.	Working Load Limit	
						Lbs.	Kgs.
4501091	1/16	1/8	7 x 7	500	7	96	43
4501290	3/32	3/16	7 x 7	250	8	184	83
4500805	1/8	3/16	7 x 7	250	10	340	154
4501390	3/16	1/4	7 x 19	100	9	840	381
4501308	3/16	1/4	7 x 19	250	21	840	381
4500705	1/4	5/16	7 x 19	200	25	1,400	635

## Vinyl Coated Aircraft Cable - Large Spools

Stock #	Dia. (Inches)	Diameter w/Coating (Inches)	Construction	Ft. Per Pkg.	Lbs. Per Pkg.	Working Load Limit	
						Lbs.	Kgs.
H4107-0011	1/16	1/8	7 x 7	5,000	40	96	43
H4107-0111	3/32	3/16	7 x 7	5,000	140	184	83
H4107-0211	1/8	3/16	7 x 7	5,000	200	340	154
H3907-0311	3/16	1/4	7 x 19	5,000	421	840	381
H3907-0411	1/4	5/16	7 x 19	5,000	662	1,400	635



Do not exceed Working Load Limits (WLL)! See the SAFETY GUIDELINES section before using these products. Pages 150 - 155.

# HARDWARE & INDUSTRIAL

## Turnbuckles

Stock #	Trade Size (Inches)	Take-Up (Inches)	Type	Qty. Per Pkg.	Lbs. Per Pkg.	Working Load Limit	
						Lbs.	Kgs.
4530220	3/8	6	Hook & Eye	10	10	1,000	454
4530345	1/2	9	Hook & Eye	10	21	1,500	680
4530010	1/4	4	Eye & Eye	10	4	400	181
4530210	3/8	6	Eye & Eye	10	8	1,200	544
4530335	1/2	9	Eye & Eye	10	21	2,200	998
4530360	1/2	12	Eye & Eye	10	25	2,200	998



## Malleable Wire Rope Clips - Commercial Grade



Stock #	Trade Size (Inches)	Min. No. Clips Req.	Wire Rope Turn Back (Inches)	Tightening Torque (Ft./Lbs.)	Qty. Per Pkg.	Lbs. Per Pkg.
4503040	1/16	3	4.00	2	120	3.60
4503140	1/8	3	4.75	3	120	4.80
4503340	3/16	3	5.50	4.5	100	7.00
4503440	1/4	3	7.00	15	50	6.00
4503540	5/16	3	7.75	15	50	7.00
4503640	3/8	3	9.50	30	40	9.20
4503840	1/2	4	15.25	45	20	7.00
4503940	5/8	4	16.00	75	40	9.20
4504040	3/4	5	22.25	75	20	7.00

## Forged Wire Rope Clips

FED SPEC # FF-C-450D T1, C1

Stock #	Trade Size (Inches)	Min. No. Clips Req.	Wire Rope Turn Back (Inches)	Tightening Torque (Ft./Lbs.)	Qty. Per Pkg.	Lbs. Per Pkg.
H4345-0215	1/8	2	3.25	4.5	100	6
H4345-0315	3/16	2	3.75	7.5	100	10
H4345-0415	1/4	2	4.75	15	100	20
H4345-0515	5/16	2	5.25	30	100	30
H4345-0615	3/8	2	6.50	45	100	47
H4345-0715	7/16	3	7.00	65	50	38
H4345-0815	1/2	3	11.50	65	50	40
H4345-0915	5/8	3	12.00	95	50	53
H4345-1015	3/4	4	18.00	130	25	38
H4345-1115	7/8	4	19.00	225	25	53
H4345-1215	1	5	26.00	225	10	26
H4345-1315	1-1/8	6	34.00	225	10	29



Do not exceed Working Load Limits (WLL)! See the SAFETY GUIDELINES section before using these products. Pages 150 - 155.

## Aluminum Oval Sleeves & Stops

Stock #		For Cable Size (Inches)	Qty. Per Pkg.		Lbs. Per Pkg.	
Sleeves	Stops		Sleeves	Stops	Sleeves	Stops
H3629-0014	H3628-0014	1/16	50	25	0.05	0.03
H3629-0114	H3628-0114	3/32	50	25	0.10	0.05
H3629-0214	H3628-0214	1/8	50	25	0.30	0.08
H3629-0314	H3628-0314	3/16	50	25	0.75	0.25
H3629-0414	H3628-0414	1/4	25	25	0.63	0.53
H3629-0514	H3628-0514	5/16	25	25	0.63	0.53
H3629-0614	H3628-0614	3/8	25	25	0.63	0.53



## Wire Rope Thimbles

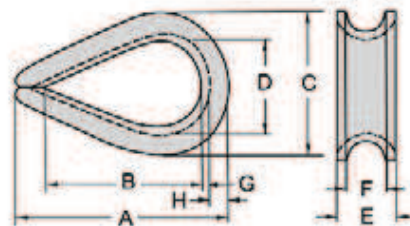
Stock #	Trade Size (Inches)	Quantity Per Package	Lbs. Per Package
Zinc			
4514040	1/8	80	2.88
4514140	3/16	80	2.96
4514240	1/4	80	3.20
4514340	5/16	60	2.76
4514440	3/8	40	2.76
4514540	1/2	20	2.52



## Wire Rope Thimbles - Heavy Duty Type III

FED SPEC # FF-T-276B, TYPE III

Stock #	Trade Size (Inches)	Dimensions (Inches)								Qty. Per Pkg.	Lbs. Per Pkg.
		A	B	C	D	E	F	G	H		
H4230-0415	1/4	2.19	1.63	1.50	0.88	0.41	0.28	0.06	0.23	100	7
H4230-0515	5/16	2.50	1.88	1.81	1.06	0.50	0.34	0.08	0.28	100	13
H4230-0615	3/8	2.88	2.13	2.13	1.13	0.63	0.41	0.11	0.34	100	26
H4230-0715	7/16	3.25	2.38	2.38	1.25	0.72	0.47	0.13	0.38	50	18
H4230-0815	1/2	3.63	2.75	2.75	1.50	0.81	0.53	0.14	0.41	50	30
H4230-0915	5/8	4.25	3.25	3.13	1.75	0.97	0.66	0.16	0.50	50	37
H4230-1015	3/4	5.00	3.75	3.81	2.00	1.22	0.78	0.22	0.66	25	41
H4230-1115	7/8	5.50	4.25	4.25	2.25	1.38	0.94	0.22	0.75	25	45
H4230-1215	1	6.13	4.50	4.94	2.50	1.56	1.06	0.25	0.88	10	31



Do not exceed Working Load Limits (WLL)!  
See the SAFETY GUIDELINES section before using these products. Pages 150 - 155.

## Wire & Cable Swedging Tools

Stock #	Overall Length (Inches)	Capacity	Quantity Per Package	Lbs. Per Package
4514040	14	1/16" - 1/8" Cable	1	2
4514140	24	1/16" - 3/16" Cable	1	6



## Wire & Cable Cutters

Stock #	Overall Length (Inches)	Capacity	Quantity Per Package	Lbs. Per Package
4528910	30	1/2" Dia.	1	9
4528810	23	3/8" Dia.	1	5
4528710	14	1/4" Dia.	1	3
4528610	6	3/16" Dia.	1	1
4528510	6	3/16" Dia.	1	1



## Chain & Bolt Cutters

Stock #	Overall Length (Inches)	Capacity	Quantity Per Package	Lbs. Per Package
4101410	14	3/16" Proof Coil	1	3
4101810	18	1/4" Proof Coil	1	4
4102410	24	5/16" Proof Coil	1	5
4103010	30	5/16" Proof Coil	1	7



## Ratchet & Hydraulic Cutters

- For Display Racks

Stock #	Description	Capacity	Quantity Per Package	Lbs. Per Package
4000222	Ratchet	3/8" Proof Coil	1	9
4000244	Hydraulic	3/8" High Test	1	30
4000288	Hydraulic	3/8" Transport	1	30



## Mechanics Sledge Hammer

Stock #	Head Size Lbs.	Length (Inches)	Quantity Per Package	Lbs. Per Package
4200210	2	15	6	16
4200310	3	15	6	21
4200410	4	15	6	28
4200610	6	16	6	41



Do not exceed Working Load Limits (WLL)!  
See the SAFETY GUIDELINES section before using these products. Pages 150 - 155.

# ANTI-THEFT CHAIN & PADLOCKS



## Anti-Theft Chain & Padlocks Brass Combination Locks

These locks feature a brass plated zinc diecast body for resistance to rust. The shackle is tempered alloy steel. They have a re-settable combination so each lock can be customized with the users personal key code or all set to the same combination. The long shackle model works very well with QuikBinder™ Plus to keep the binder, chain & load locked and secure. H4927-2730 is retail packaged in a tamper-proof clamshell.

**STOCK #:** H4927-2730  
**Trade size:** 2" Case (50mm)  
**Shackle length:** 1"  
**Finish:** Brass  
**Weight:** 0.60 Lbs./Ea.  
**Factory package:** 12/Ctn.  
**Order unit:** Each



**STOCK #:** H4927-3030  
**Trade size:** 2" Case (50mm)  
**Shackle length:** 2 1/4"  
**Finish:** Brass  
**Weight:** 0.75 Lbs./Ea.  
**Factory package:** 12/Ctn.  
**Order unit:** Each



## Weatherproof Locks

These locks are designed with the elements in mind. This specialty lock is completely sealed from the weather. It is constructed of laminated steel with a double locking device for extra protection. The internal lock cylinder is solid brass, has pin tumblers and stainless steel springs. Two solid brass, nickel plated keys accompany each lock.

**STOCK #:** H4924-1261  
**Trade size:** 1 1/2" Case (40mm)  
**Shackle length:** 1 1/4"  
**Weight:** 0.61 Lbs./Ea.  
**Factory package:** 12/Ctn  
**Order unit:** Each



**STOCK #:** H4925-2461  
**Trade size:** 1 1/2" Case (40mm)  
**Shackle length:** 2 1/2"  
**Weight:** 0.69 Lbs./Ea.  
**Factory package:** 12/Ctn  
**Order unit:** Each

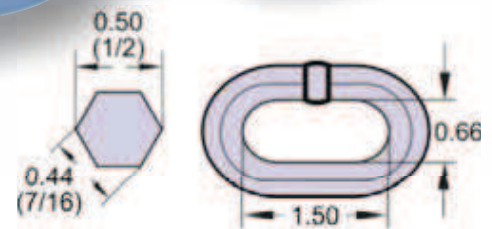



## "Hex" Anti-Theft Chain

Hex chain is a high alloy chain drawn in a six sided (hexagonal) shape and heat treated to be extremely hard. The hex shape does not allow a bolt cutter to get the proper bite to permit them to cut the chain. It is ideal for securing equipment or portable tools at a job site or for general purpose security use. Sold in full drums or custom cut at the factory to the users required length.

**STOCK #:** H2916-0812  
**Trade size:** 7/16" x 400'  
**Finish:** Blue  
**Weight:** 750 Lbs./Per Drum  
**Factory package:** Full Drum  
**Order unit:** Ft.

**STOCK #:** H2990-0812  
**Trade size:** 7/16" x 400'  
**Finish:** Blue  
**Factory package:** Custom Cut  
**Order unit:** Ft.



Do not exceed Working Load Limits (WLL)!  
 See the SAFETY GUIDELINES section before using these products. Pages 150 - 155.

# HARDWARE & INDUSTRIAL ANTI-THEFT CHAIN & PADLOCKS

## "Hex" Anti-Theft Chain Lock

Padlock body is made from Stainless A304 material with a magnesium shackle. The lock body extends up to protect the shackle from allowing bolt cutters to access it. Lock comes with 4 double notch cut reversible keys that can not be removed unless the lock is closed and secure. This lock is a great partner with Hex Chain for maximum security.

STOCK #: H4920-1200  
Shackle Length: 1"  
Finish: Stainless  
Weight: 1.60 Lbs./Ea.  
Factory Package: Ea.  
Order Unit: Each



## "Hex" Anti-Theft Chain & Lock Kit


Retail packaged kit includes 5 ft. of Hex Chain covered with a 4 ft. protective sleeve and a Stainless Hex Chain Lock. They are all packaged in a convenient nylon storage bag. Each complete kit is individually boxed for attractive retail shelf display.

STOCK #: H2992-6812  
Chain Length: 5'  
Weight: 11.40 Lbs./Ea.  
Factory Package: 4 /Ctn.  
Order Unit: Each



## Heavy Duty Pallet Jack

Our premium, heavy duty pallet jack has a 5,500 Lb. capacity. The wheels are made of durable polyurethane for long life. The forks are a full pallet length of 48" for total load support. The fork rollers allow easy pallet entry and the large ergonomic rubber handle has a three position control lever. This pallet jack has a two year pump warranty and is certified and tested for over 60,000 cycles.



## Pallet Jack

Stock #	Description	Dimensions (Inches)							Qty. Per Pkg.	Lbs. Per Each	Capacity	
		A	B	W	L	H1	H2	H3			Lbs.	Kgs.
HPT-5500	Hand Pallet Truck - Single	Ø7.10	Ø2.91	27.00	48.00	2.95	7.48	16.60	1 / Plt	162.0	5,500	2,500
HPT-5500-6	Hand Pallet Truck - 6 Pack	Ø7.10	Ø2.91	27.00	48.00	2.95	7.48	16.60	6 / Plt	162.0	5,500	2,500
HPT-5515	Hand Pallet Truck - Single	Ø7.10	Ø2.91	21.75	48.00	2.95	7.48	16.60	1 / Plt	157.5	5,500	2,500
HPT-5515-6	Hand Pallet Truck - 6 Pack	Ø7.10	Ø2.91	21.75	48.00	2.95	7.48	16.60	6 / Plt	157.5	5,500	2,500



## Heavy Duty Pallet Jack comes in two sizes

- Effortless pallet entry/exit rollers to make it easier to push and pull the pallet truck.
- 12 lubrication grease nipples on all moveable parts for easy maintenance.
- The adjustable pump cap ensures a long service life.
- Reinforced for added strength and load capacity.
- Large ergonomic rubber handle with a three way positive control lever.

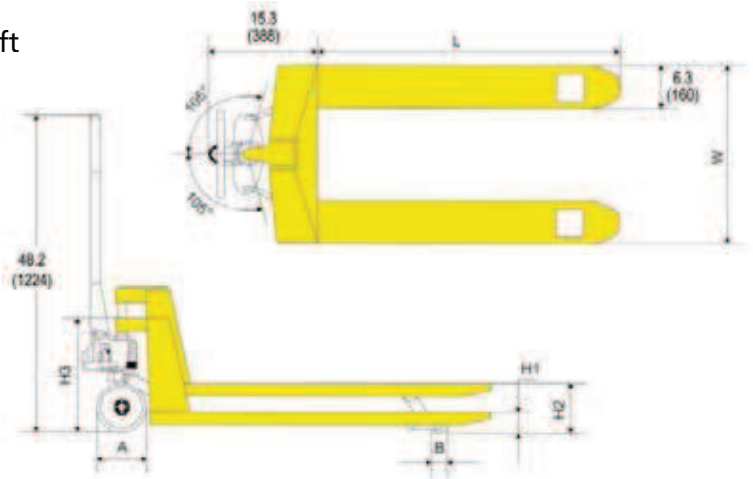


Do not exceed Working Load Limits (WLL)!  
See the SAFETY GUIDELINES section before using these products. Pages 150 - 155.

# HEAVY DUTY PALLET JACK

## 5,500 Lb. (2,500 kgs) capacity Heavy Duty Pallet Jack

- Full hydraulic system. Bullet connection between steering shaft and pump piston.
- Convenient to replace rear wheels.
- Easy to maneuver with a 210 degree turning radius.
- Special lowering valve to control the rate of decent and over by-pass valve for added durability.
- Total number of pump strokes - 10. Lift per stroke 0.47" (12mm).
- Reliable leak-proof hydraulic system.
- Polyurethane wheel, tandem fork roller.
- The pump is warranted against leakage for a period of two years.
- HPT-5500 has wider forks for stability.
- HPT-5515 has narrower forks to fit smaller pallets.



## Pallet Jack Replacement Parts (Fits both models)

### Bushings

STOCK #: HPT-5500-B114  
Weight: 0.035 Lbs./Ea.  
Factory Package: 10/Pkg.  
Order Unit: Each

### Roller Chain

STOCK #: HPT-5500-B115  
Weight: 3.310 Lbs./Ea.  
Factory Package: 1/Pkg.  
Order Unit: Each

### Nut

STOCK #: HPT-5500-B116  
Weight: 0.005 Lbs./Ea.  
Factory Package: 10/Pkg.  
Order Unit: Each

### Shaft

STOCK #: HPT-5500-B118  
Weight: 0.730 Lbs./Ea.  
Factory Package: 1/Pkg.  
Order Unit: Each

### Copper Washer

STOCK #: HPT-5500-B120  
Weight: 0.007 Lbs./Ea.  
Factory Package: 10/Pkg.  
Order Unit: Each

### Spring

STOCK #: HPT-5500-B121  
Weight: 3.310 Lbs./Ea.  
Factory Package: 1/Pkg.  
Order Unit: Each

### Damping Valve Spindle

STOCK #: HPT-5500-B122  
Weight: 0.002 Lbs./Ea.  
Factory Package: 10/Pkg.  
Order Unit: Each

### Damping Valve Seat

STOCK #: HPT-5500-B123  
Weight: 0.057 Lbs./Ea.  
Factory Package: 10/Pkg.  
Order Unit: Each

### Spring (1.2/9/22)

STOCK #: HPT-5500-B128  
Weight: 0.002 Lbs./Ea.  
Factory Package: 10/Pkg.  
Order Unit: Each

### Dust Covers

STOCK #: HPT-5500-B13  
Weight: 0.550 Lbs./Ea.  
Factory Package: 1/Pkg.  
Order Unit: Each

### Y-Ring (31.5)

STOCK #: HPT-5500-B141  
Weight: 0.004 Lbs./Ea.  
Factory Package: 10/Pkg.  
Order Unit: Each

### Dust Ring

STOCK #: HPT-5500-B150  
Weight: 0.007 Lbs./Ea.  
Factory Package: 10/Pkg.  
Order Unit: Each

### Y-Ring

STOCK #: HPT-5500-B151  
Weight: 0.004 Lbs./Ea.  
Factory Package: 10/Pkg.  
Order Unit: Each

### Fork Wheels

STOCK #: HPT-5500-B35  
Weight: 3.310 Lbs./Ea.  
Factory Package: 4/Pkg.  
Order Unit: Each

### Large Wheel

STOCK #: HPT-5500-B8  
Weight: 7.730 Lbs./Ea.  
Factory Package: 2/Pkg.  
Order Unit: Each

### Bearings

STOCK #: HPT-5500-B9  
Weight: 0.550 Lbs./Ea.  
Factory Package: 10/Pkg.  
Order Unit: Each



Do not exceed Working Load Limits (WLL)!  
See the SAFETY GUIDELINES section before using these products. Pages 150 - 155.